

## SERVICE INFORMATION

**MANDATORY**

**FIX ON FAILURE**

**INFORMATION ONLY** ☐

**Ref:** SRV - 013-005

**Date:** March 15, 2013

**Product:** UII REEL WS and GRAIN BELT

**Re:** UII REEL DRIVE COUPLER

**Problem:** Drive coupler failure.

**Solution:** Replace with new style reel drive coupler, roll pin and collar.

**Ordering Information:** 1 - 94656 - COUPLER KIT-REEL DRIVE-UII

**Labor Allowance:** N/A



**BEFORE**

**#94656**




**AFTER**


# REPLACING DRIVE COUPLER ASSY.



- ▶ PARTS REQUIRED: KIT # 94656
- ▶ REMOVE DRIVE MOTOR.



**REMOVE BOLT ON EXISTING COUPLER  
ASSY.**




**DRIVE ROLL PIN OUT AND REMOVE COUPLER FROM  
SHAFT.**







**CLEAN SHAFT SURFACE FOR NEW COUPLER INSTALLATION.**



**SLIDE NEW COUPLER ASSY. ON TO REEL SHAFT**




DRIVE SPRING PIN THROUGH COUPLER AND REEL SHAFT



SLIDE COUPLER SLEEVE OVER COUPLER AND SPRING PIN.





SPRING PIN LOCATION

CLAMP BOLTS

MAKE CERTAIN SPRING PIN IS CENTERED IN COUPLER SLEEVE PRIOR TO TIGHTENING CLAMP CAP SCREWS.



TIGHTEN CAP SCREWS. REPLACE DRIVE MOTOR