
**CASE/ IH 8850 / 8870
HESSTON 8450 / 8500**

PARTS BOOK 1998

12.08.98

72389

General Information - Grain Belt Swather

RIGHT AND LEFT

Right and Left of the machine is determined by sitting in the combine and facing forward in the direction of travel.

ARRANGEMENT

This Parts Book has been set up in GROUPS and each GROUP has been divided into related ASSEMBLIES having connecting or related parts.

ABBREVIATIONS FOR PAGE REFERENCE

RL - Reel Group
DK - Deck Group
KN - Knife Group
SB - Subframe Group
TR - Transport & Gauge Wheel Group
CD - Crop Deflector Group
HY - Hydraulic Group

ORDERING PARTS

Part lists will show item number, part number, description and quantity. Quantities shown indicate how many parts are required per assembly. Item number is used only to find parts on illustrations. Do NOT order by item number. NEVER order parts from the illustrations alone. **ALWAYS look up the part number and full description.**

This Company reserves the right to make changes in the construction of its products, when such changes are deemed an improvement or refinement without incurring obligation to add such changes to any product already sold.



ALPHABETICAL INDEX - CASE/ IH, HESSTON.

| | |
|---|-----------|
| AXLE ASSEMBLY - TRANSPORT | TR - 8.02 |
| BAT REEL ASSEMBLIES - 36ft & 39ft. | RL -8.17 |
| BAT REEL ASSEMBLIES - 18ft to 30ft. | RL - 8.15 |
| CANVAS/ DECK LAYOUT - 39ft Standard | DK- 8.23 |
| CANVAS/ DECK LAYOUT - 36ft Centered | DK- 8.19 |
| CANVAS / DECK LAYOUT - 30ft Centered Double Swath | DK- 8.17 |
| CANVAS/ DECK LAYOUT- 36ft Center Double Swath | DK-8.21 |
| CANVAS DRIVE - 36ft Standard | DK- 8.27 |
| CANVAS DRIVE - 30ft Standard | DK- 8.25 |
| CANVAS/ DECK LAYOUT - 18ft to 25ft Standard | DK- 8.11 |
| CANVAS/ DECK LAYOUT - 25ft Centered Double Swath | DK- 8.13 |
| CANVAS / DECK LAYOUT - 30ft Centered | DK- 8.15 |
| CAPS - NO FORE / AFT - 18ft to 30ft, 36ft to 42ft. | RL -8.09 |
| COUPLER ASSEMBLY - U11 P/UP REEL | RL - 8.30 |
| CROP DEFLECTOR ASSEMBLY - 98 LH DRIVE | CD -8.02 |
| CROP DEFLECTOR ASSEMBLY - 98 RH DRIVE , RH NON-DRIVE. | CD - 8.03 |
| CROP DEFLECTOR ASSY - 98W/LIGHT RH NON-DR & W/LIGHT RH DR. | CD- 8.04 |
| DECAL LIST FOR STANDARD SWATHER | SB - 8.08 |
| DECK ASSEMBLY -LH Short & Long, RH Short & Long | DK- 8.03 |
| DECK ASSEMBLY - LH Short & Long Vulc.,RH Short & Long Vulc. | DK- 8.05 |
| ELECTRICAL DIAGRAM - 8870 - REEL SPEED 98 | SB - 8.24 |
| ELECTRICAL DIAGRAM - 8870 - CANVAS SPEED 98 | SB-8.15 |
| ELECTRICAL DIAGRAM - 8870 - CANVAS & DECK 98 | SB- 8.17 |
| ELECTRICAL DIAGRAM - 8870 - CANVAS & FORE/AFT 98 | SB - 8.19 |
| ELECTRICAL DIAGRAM - 8870 - FORE/AFT 98 | SB - 8.21 |
| ELECTRICAL DIAGRAM - 8870 - DECK SHIFT 98 | SB - 8.23 |
| ELECTRICAL DIAGRAM - 8500 - REEL SPEED 98 | SB - 8.35 |
| ELECTRICAL DIAGRAM - 8500 - ALL OPTIONS 98 | SB - 8.37 |
| ELECTRICAL DIAGRAM - 8500 - REEL & CANVAS 98 | SB - 8.27 |
| ELECTRICAL DIAGRAM -8500 - REEL, CANVAS, FORE/AFT | SB - 8.29 |
| ELECTRICAL DIAGRAM - 8500 - REEL & DECK 98 | SB - 8.31 |
| ELECTRICAL DIAGRAM - 8500 - REEL & FORE/AFT 98 | SB - 8.33 |
| FLOW DIVIDER -WHITE FD0014 SEAL KIT | HY - 8.09 |
| GAUGE WHEEL ASSEMBLY - 25FT | TR - 8.05 |
| GAUGE WHEEL ASSEMBLY - 30ft, 36ft & 39ft | TR - 8.07 |
| HCC PICK-UP REEL - 5 BAT - Includes 18ft to 36ft. | RL - 8.19 |
| HCC - END TINE KITS - Includes 5 & 6 Batt | RL - 8.22 |
| HCC PICK-UP REEL - 6 BAT - Includes 18ft to 36ft. | RL - 8.21 |
| HEADER WO. - FRAMES18 to 39ft / SP, SPS & Double Knife | SB - 8.05 |
| HITCH - 18 / 30ft, 21 ft, 25ft, 36 / 39ft. | TR - 8.03 |
| HYO.TUBE CLAMPS, ISOLATOR, BOLTS, WASHERS & NUTS. | HY - 8.10 |
| HYDRAULIC ASSEMBLY - C/IH 8870 Motor | SB - 8.03 |
| HYDRAULIC CONVERSION - HESSTON 8500 | HY - 8.01 |
| HYDRAULIC MOTORS AND MOTOR SEAL KIT | HY - 8.04 |
| HYDRAULIC ASSEMBLY - TILT CYLINDER CASE/IH 8870 | HY - 8.03 |
| HYDRAULIC CYLINDERS - SEAL KITS | HY - 8.05 |
| HYDRAULIC DECK SHIFT | DK- 8.09 |
| JUNIOR DECK - Includes Drive Roller, Idler Roller. | DK - 8.07 |
| KNIFE DRIVE AND CUTTING SYSTEM - | KN - 8.11 |
| KNIFE DRIVE ASSEMBLY - | KN - 8.03 |
| KNIFE DRIVE AND CUTTING SYSTEM - | KN - 8.09 |
| KNIFE DRIVE AND CUTTING SYSTEM - | KN - 8.07 |
| KNIFE DRIVE AND CUTTING SYSTEM - | KN - 8.05 |
| LIFT ARM ASSEMBLY - C/IH 8870 | SB - 8.01 |
| NEEDLE VALVE - CONVERSION CASE/IH 8870 | HY - 8.02 |

| | |
|--|-----------|
| OVERLAP KIT - 3-3/8 inch Stroke | KN - 8.12 |
| PRINCE FLOW DIVIDER & RELIEF VALVE | HY - 8.05 |
| PRINCE FLOW CONTROL-8 & 16 GPM | HY - 8.08 |
| REEL ARM ASSEMBLY - Standard 36ft & 39ft. | RL - 8.05 |
| REEL DRIVE / SINGLE - Steel Lines / Motor / Hose | RL - 8.08 |
| REEL ARM ASSEMBLY - Standard 18ft, 21 ft, 25ft & 30ft. | RL - 8.03 |
| REEL MOUNT KIT - DIRECT DRIVE 18ft to 36ft. | RL - 8.07 |
| REEL LIFT - HOSE KITS - 18ft to 30ft. | RL - 8.11 |
| REEL LIFT - HOSE KITS - 36/39ft & 42ft. | RL - 8.13 |
| REEL CONNECTOR KIT - HCC PICK-UP REEL | RL - 8.23 |
| REMOTE REEL SPEED CONTROL | HY - 8.07 |
| SWATH ROLLER ASSEMBLY - OPTION 21ft & 25ft 97 - 30ft & 36ft 97 | SB - 8.09 |
| TUBE SHIELD ASSEMBLIES - 18ft to 39ft. | SB - 8.07 |
| U11 CENTER MOUNT - 36ft to 42ft | RL - 8.31 |
| U11 PICK-UP REELS - 5 BAT - Includes 18ft to 30ft Wire/ Plastic Tines | RL - 8.25 |
| U11 PICK-UP REELS - 6 BAT - Includes 21ft to 30ft Wire / Plastic Tines | RL - 8.29 |
| U11 PICK-UP REELS - 5 BAT - Includes 36ft | RL - 8.27 |
| UHMW SKID PLATES - 18ft to 39ft. | SB - 8.06 |
| UPPER LINK BRACKET - 18/21 & 25ft, 30 & 36ft | SB - 8.02 |
| WIRE - LIGHT PLUG C8870 | SB - 8.13 |
| WIRING KITS - Includes Light Assy - Add On Kit & Light Mount - Add On | SB - 8.11 |

| PART | FIG. | SEC. | PAGE | P/PART | | | | | | | | | | |
|-------|------|------|------|--------|-------|----|----|------|--|-------|----|----|------|---------|
| 20976 | 5 | SB | 8.09 | | 21577 | 31 | SB | 8.27 | | 25081 | 29 | TR | 8.05 | |
| 20978 | 3 | DK | 8.25 | | 21577 | 32 | SB | 8.33 | | 25081 | 39 | RL | 8.17 | |
| 20978 | 3 | DK | 8.27 | | 21577 | 14 | SB | 8.27 | | 25081 | 35 | RL | 8.15 | |
| 20979 | 4 | DK | 8.25 | | 21577 | 13 | SB | 8.19 | | 25081 | 8 | RL | 8.19 | 218 110 |
| 20979 | 4 | DK | 8.27 | | 21577 | 27 | SB | 8.17 | | 25081 | 8 | RL | 8.21 | 218 110 |
| 21097 | 5 | DK | 8.25 | | 21577 | 14 | SB | 8.17 | | 25081 | 15 | RL | 8.23 | |
| 21097 | 5 | DK | 8.27 | | 21577 | 15 | SB | 8.31 | | 25081 | 12 | RL | 8.25 | |
| 21098 | 6 | DK | 8.25 | | 21577 | 26 | SB | 8.19 | | 25081 | 12 | RL | 8.27 | |
| 21098 | 6 | DK | 8.27 | | 21577 | 14 | SB | 8.33 | | 25081 | 8 | TR | 8.07 | |
| 21105 | 1 | RL | 8.11 | | 21577 | 33 | SB | 8.31 | | 25081 | 31 | TR | 8.07 | |
| 21105 | 1 | RL | 8.13 | | 21642 | 10 | DK | 8.07 | | 25081 | 12 | TR | 8.05 | |
| 21107 | 1 | HY | 8.01 | | 21659 | 9 | SB | 8.09 | | 25081 | 12 | RL | 8.29 | |
| 21112 | 7 | DK | 8.27 | | 21680 | 17 | DK | 8.25 | | 25081 | 4 | TR | 8.05 | |
| 21112 | 7 | DK | 8.25 | 4 | 21680 | 17 | DK | 8.27 | | 25082 | 11 | HY | 8.10 | |
| 21114 | 8 | DK | 8.25 | | 21687 | 18 | DK | 8.25 | | 25083 | 12 | HY | 8.10 | |
| 21114 | 8 | DK | 8.27 | | 21687 | 18 | DK | 8.27 | | 25087 | 8 | DK | 8.13 | |
| 21115 | 9 | DK | 8.27 | | 21708 | 8 | HY | 8.01 | | 25087 | 8 | DK | 8.21 | |
| 21115 | 9 | DK | 8.25 | | 21747 | 10 | SB | 8.09 | | 25087 | 5 | DK | 8.15 | |
| 21123 | 10 | DK | 8.27 | | 21760 | 19 | DK | 8.25 | | 25087 | 8 | DK | 8.19 | |
| 21123 | 10 | DK | 8.25 | | 21760 | 19 | DK | 8.27 | | 25087 | 11 | DK | 8.07 | |
| 21133 | 2 | RL | 8.13 | | 21111 | 9 | HY | 8.01 | | 25087 | 5 | DK | 8.11 | |
| 21133 | 2 | RL | 8.11 | | 21775 | 3 | RL | 8.13 | | 25087 | 5 | DK | 8.12 | |
| 21134 | 8 | SB | 8.09 | | 21777 | 20 | DK | 8.27 | | 25087 | 8 | DK | 8.23 | |
| 21134 | 7 | SB | 8.09 | | 21777 | 20 | DK | 8.25 | | 25103 | 9 | HY | 8.05 | |
| 21202 | 11 | DK | 8.25 | | 21785 | 1 | RL | 8.09 | | 25103 | 4 | RL | 8.13 | |
| 21202 | 11 | DK | 8.27 | | 21789 | 10 | HY | 8.01 | | 25107 | 7 | HY | 8.05 | |
| 21220 | 1 | SB | 8.03 | | 21794 | 11 | HY | 8.01 | | 25111 | 5 | HY | 8.05 | |
| 21227 | 12 | DK | 8.25 | | 21794 | 3 | SB | 8.07 | | 25119 | 13 | HY | 8.05 | |
| 21227 | 4 | RL | 8.08 | | 21794 | 2 | HY | 8.02 | | 25120 | 14 | HY | 8.05 | |
| 21227 | 12 | DK | 8.21 | | 21794 | 3 | HY | 8.03 | | 25121 | 10 | HY | 8.05 | |
| 21228 | 6 | RL | 8.08 | | 21797 | 21 | DK | 8.25 | | 25168 | 14 | SB | 8.19 | |
| 21228 | 13 | DK | 8.25 | | 21791 | 21 | DK | 8.21 | | 25168 | 14 | SB | 8.21 | |
| 21228 | 13 | DK | 8.27 | | 21797 | 12 | HY | 8.01 | | 25168 | 15 | SB | 8.17 | |
| 21244 | 2 | HY | 8.01 | | 21847 | | SB | 8.37 | | 25168 | 15 | SB | 8.29 | |
| 21248 | 2 | SB | 8.03 | | 21847 | 31 | SB | 8.29 | | 25168 | 16 | SB | 8.31 | |
| 21248 | 1 | HY | 8.03 | | 21847 | 14 | SB | 8.29 | | 25168 | 18 | SB | 8.23 | |
| 21248 | 1 | HY | 8.02 | | 21847 | 22 | SB | 8.37 | | 25168 | 10 | SB | 8.21 | |
| 21248 | 3 | HY | 8.01 | | 23578 | 17 | SB | 8.17 | | 25168 | 12 | SB | 8.15 | |
| 21258 | 8 | SB | 8.09 | | 25017 | 13 | HY | 8.01 | | 25168 | 23 | SB | 8.37 | |
| 21258 | 4 | HY | 8.01 | | 25017 | 22 | DK | 8.27 | | 25168 | 15 | SB | 8.33 | |
| 21266 | 34 | DK | 8.05 | | 25017 | 22 | DK | 8.25 | | 25168 | 14 | SB | 8.35 | |
| 21266 | 34 | DK | 8.03 | | 25018 | 14 | HY | 8.01 | | 25169 | 16 | SB | 8.17 | |
| 21266 | 40 | DK | 8.05 | | 25018 | 5 | HY | 8.03 | | 25169 | 34 | SB | 8.31 | |
| 21266 | 40 | DK | 8.03 | | 25020 | 11 | SB | 8.09 | | 25169 | 24 | SB | 8.37 | |
| 21279 | 14 | DK | 8.27 | | 25020 | 11 | SB | 8.09 | | 25169 | 32 | SB | 8.29 | |
| 21279 | 14 | DK | 8.25 | | 25026 | 8 | TR | 8.02 | | 25169 | 15 | SB | 8.35 | |
| 21288 | 15 | DK | 8.25 | | 25035 | 47 | RL | 8.05 | | 25169 | 17 | SB | 8.31 | |
| 21288 | 15 | DK | 8.27 | | 25035 | 25 | RL | 8.03 | | 25169 | 21 | SB | 8.21 | |
| 21303 | 5 | HY | 8.01 | | 25042 | 11 | RL | 8.05 | | 25159 | 13 | SB | 8.15 | |
| 21330 | 16 | DK | 8.21 | | 25042 | 5 | SB | 8.01 | | 25159 | 16 | SB | 8.29 | |
| 21330 | 16 | DK | 8.25 | | 25042 | 9 | TR | 8.02 | | 25169 | 8 | SB | 8.37 | |
| 21336 | 2 | HY | 8.03 | | 25042 | 8 | TR | 8.03 | | 25169 | 7 | SB | 8.23 | |
| 21336 | 2 | HY | 8.23 | | 25042 | 50 | TR | 8.07 | | 25169 | 27 | SB | 8.19 | |
| 21562 | 12 | SB | 8.19 | | 25046 | 18 | RL | 8.05 | | 25169 | 28 | SB | 8.12 | |
| 21562 | 13 | SB | 8.27 | | 25046 | 13 | RL | 8.03 | | 25169 | 16 | SB | 8.27 | |
| 21562 | 13 | SB | 8.17 | | 25053 | 23 | DK | 8.27 | | 25169 | 16 | SB | 8.33 | |
| 21562 | 21 | SB | 8.37 | | 25053 | 1 | HY | 8.06 | | 25169 | 33 | SB | 8.33 | |
| 21562 | 13 | SB | 8.35 | | 25053 | 23 | DK | 8.25 | | 25169 | | SB | 8.37 | |
| 21562 | 13 | SB | 8.33 | | 25054 | 1 | HY | 8.08 | | 25169 | 30 | SB | 8.23 | |
| 21562 | 14 | SB | 8.31 | | 25054 | 24 | DK | 8.25 | | 25169 | 15 | SB | 8.19 | |
| | | | | | 25054 | 24 | DK | 8.27 | | 25169 | 19 | SB | 8.23 | |

| | | | | | | | | | | | | | | |
|--------------|----------|-----------|------|-------------|-------|------|-----------|-------------|----------|-------|-----------|-----------|-------------|-------------|
| 25170 | | SB | 8.37 | | 25432 | 20 | SB | 8.27 | | 25735 | 17 | SB | 8.15 | |
| 25170 | 29 | SB | 8.17 | | 25432 | 18 | SB | 8.17 | | 25745 | 2 | SB | 8.29 | |
| 25170 | 35 | SB | 8.31 | | 25432 | 15 | SB | 8.15 | | 25745 | 24 | SB | 8.33 | |
| 25170 | 8 | SB | 8.23 | | 25432 | 17 | SB | 8.19 | | 25745 | 15 | SB | 8.21 | |
| 25170 | 9 | SB | 8.37 | | 25432 | 20 | SB | 8.33 | | 25745 | 2 | SB | 8.37 | |
| 25170 | 31 | SB | 8.23 | | 25432 | 27 | SB | 8.37 | | 25745 | 2 | SB | 8.23 | |
| 25204 | 25 | SB | 8.37 | | 25432 | 21 | SB | 8.31 | | 25745 | 2 | SB | 8.31 | |
| 25204 | 17 | SB | 8.33 | | 25433 | 11 | DK | 8.09 | | 25745 | 2 | SB | 8.35 | |
| 25204 | 17 | SB | 8.27 | | 25438 | 12 | DK | 8.09 | | 25745 | 2 | SB | 8.24 | |
| 25204 | 18 | SB | 8.31 | | 25446 | 14 | RL | 8.27 | UHC-225 | 25745 | 23 | SB | 8.29 | |
| 25204 | 16 | SB | 8.35 | | 25446 | 14 | RL | 8.25 | UHC-225 | 25745 | 21 | SB | 8.35 | |
| 25204 | 17 | SB | 8.29 | | 25446 | 14 | RL | 8.29 | UHC-225 | 25745 | 21 | SB | 8.19 | |
| 25232 | 12 | SB | 8.09 | | 25472 | 15 | RL | 8.27 | UHC-245 | 25745 | 30 | SB | 8.37 | |
| 25248 | 2 | SB | 8.13 | | 25472 | 15 | RL | 8.25 | UHC-245 | 25745 | 2 | SB | 8.19 | |
| 25249 | | HY | 8.04 | 151-1154 | 25473 | 16 | RL | 8.27 | UHC-280 | 25745 | 2 | SB | 8.33 | |
| 25249 | | HY | 8.04 | 151-1154 | 25473 | 15 | RL | 8.29 | UHC-280 | 25745 | 21 | SB | 8.17 | |
| 25262 | 13 | RL | 8.25 | UHC-211 | 25473 | 16 | RL | 8.25 | UHC-280 | 25745 | 2 | SB | 8.15 | |
| 25262 | 13 | RL | 8.27 | UHC-211 | 25474 | 16 | RL | 8.29 | UHC-290 | 25745 | 2 | SB | 8.27 | |
| 25262 | 13 | RL | 8.29 | UHC-211 | 25474 | 17 | RL | 8.27 | UHC-290 | 25745 | 23 | SB | 8.23 | |
| 25282 | 17 | KN | 8.03 | 109.131.012 | 25474 | 17 | RL | 8.25 | UHC-290 | 25745 | 24 | SB | 8.31 | |
| 25297 | 7 | KN | 8.03 | 530.040.477 | 25505 | 13 | SB | 8.09 | | 25745 | 18 | SB | 8.15 | |
| 25297 | 8 | KN | 8.11 | | 25534 | 21 | SB | 8.33 | | 25745 | 2 | SB | 8.17 | |
| 25297 | 9 | KN | 8.05 | | 25534 | 12 | SB | 8.21 | | 25745 | 2 | SB | 8.21 | |
| 25297 | 23 | KN | 8.11 | | 25534 | 18 | SB | 8.19 | | 25745 | 23 | SB | 8.27 | |
| 25297 | 9 | KN | 8.07 | | 25534 | 20 | SB | 8.29 | | 25778 | 18 | RL | 8.27 | UHC-241 |
| 25297 | 9 | KN | 8.09 | | 25592 | 29 | RL | 8.17 | | 25778 | 18 | RL | 8.25 | UHC-241-A |
| 25303 | 18 | KN | 8.03 | 540.240.487 | 25592 | 46 | RL | 8.27 | | 25778 | 17 | RL | 8.29 | UHC-241-A |
| 25324 | 24 | KN | 8.11 | | 25592 | 9 | RL | 8.23 | | 25831 | 18 | RL | 8.29 | UHC-210 |
| 25324 | 10 | KN | 8.05 | | 25595 | 14 | DK | 8.09 | | 25831 | 19 | RL | 8.25 | UHC-210 |
| 25324 | 10 | KN | 8.09 | | 25595 | | HY | 8.04 | 151-7048 | 25831 | 19 | RL | 8.27 | UHC-210 |
| 25324 | 9 | KN | 8.11 | | 25733 | | SB | 8.37 | | 25840 | 19 | RL | 8.29 | UHC-226 |
| 25324 | 10 | KN | 8.07 | | 25733 | 22 | SB | 8.21 | | 25840 | 20 | RL | 8.27 | UHC-226 |
| 25342 | 32 | KN | 8.09 | | 25733 | 30 | SB | 8.17 | | 25840 | 20 | RL | 8.25 | UHC-226 |
| 25342 | 11 | KN | 8.05 | | 25733 | 34 | SB | 8.33 | | 25841 | 21 | RL | 8.25 | UHC-255 |
| 25342 | 31 | KN | 8.07 | | 25733 | 28 | SB | 8.19 | | 25841 | 20 | RL | 8.29 | UHC-255 |
| 25342 | 52 | KN | 8.11 | | 25733 | 33 | SB | 8.29 | | 25841 | 21 | RL | 8.27 | UHC-255 |
| 25342 | | HY | 8.04 | I 151F2001 | 25733 | 24 | SB | 8.15 | | 25902 | 8 | KN | 8.03 | 530.032.006 |
| 25353 | 19 | DK | 8.05 | | 25733 | 32 | SB | 8.27 | | 26014 | 22 | RL | 8.27 | UHC-250 |
| 25353 | 4 | HY | 8.07 | | 25733 | 32 | SB | 8.23 | | 26014 | 22 | RL | 8.25 | UHC-250 |
| 25353 | 19 | DK | 8.03 | | 25733 | 30 | SB | 8.35 | | 26015 | 23 | RL | 8.27 | UHC-251 |
| 25368 | 7 | TR | 8.05 | | 25733 | 36 | SB | 8.31 | | 26015 | 23 | RL | 8.25 | UHC-251 |
| 25368 | 24 | TR | 8.07 | | 25734 | 21 | SB | 8.23 | | 26016 | 24 | RL | 8.25 | UHC-256 |
| 25368 | 53 | TR | 8.05 | | 25734 | 19 | SB | 8.35 | | 26016 | 21 | RL | 8.29 | UHC-256 |
| 25368 | 4 | TR | 8.07 | | 25734 | 21 | SB | 8.27 | | 26016 | 24 | RL | 8.27 | UHC-256 |
| 25368 | 62 | TR | 8.05 | | 25734 | 22 | SB | 8.31 | | 26020 | 25 | RL | 8.25 | UHC-293 |
| 25378 | 14 | SB | 8.15 | | 25734 | 22 | SB | 8.33 | | 26020 | 25 | RL | 8.27 | UHC-293 |
| 25378 | 18 | SB | 8.29 | | 25734 | 16 | SB | 8.15 | | 26020 | 22 | RL | 8.29 | UHC-293 |
| 25378 | 18 | SB | 8.33 | | 25734 | 21 | SB | 8.29 | | 26022 | 26 | RL | 8.25 | UHC-281 |
| 25378 | 18 | SB | 8.27 | | 25734 | 13 | SB | 8.21 | | 26022 | 23 | RL | 8.29 | UHC-281 |
| 25378 | 26 | SB | 8.37 | | 25734 | 19 | SB | 8.19 | | 26022 | 26 | RL | 8.27 | UHC-281 |
| 25378 | 20 | SB | 8.23 | | 25734 | 28 | SB | 8.37 | | 26048 | 9 | TR | 8.07 | |
| 25378 | 19 | SB | 8.31 | | 25734 | 19 | SB | 8.17 | | 26048 | 13 | TR | 8.05 | |
| 25378 | 11 | SB | 8.21 | | 25735 | 29 | SB | 8.37 | | 26074 | 2 | HY | 8.06 | |
| 25378 | 16 | SB | 8.19 | | 25735 | 22 | SB | 8.23 | | 26074 | 25 | DK | 8.25 | |
| 25378 | 17 | SB | 8.35 | | 25735 | 22 | SB | 8.29 | | 26074 | 25 | DK | 8.27 | |
| 25391 | | HY | 8.04 | 151F0111 | 25735 | 23 | SB | 8.33 | | 26076 | 14 | SB | 8.09 | |
| 25418 | 3 | SB | 8.13 | | 25735 | 23 | SB | 8.31 | | 26084 | 27 | RL | 8.25 | UHC-265 |
| 25431 | 19 | SB | 8.33 | | 25735 | 20 | SB | 8.19 | | 26084 | 27 | RL | 8.27 | UHC-265 |
| 25431 | 20 | SB | 8.31 | | 25735 | 22 | SB | 8.27 | | 26096 | 26 | DK | 8.25 | |
| 25431 | 19 | SB | 8.27 | | 25735 | 20 | SB | 8.17 | | 26096 | 26 | DK | 8.27 | |
| 25432 | 19 | SB | 8.29 | | 25735 | I 14 | SB | 8.21 | | 26101 | 27 | DK | 8.25 | |
| 25432 | 18 | SB | 8.35 | | 25735 | 20 | SB | 8.35 | | 26101 | 27 | DK | 8.27 | |

| | | | | | | | | | | | |
|-------|-------------|-------------|-------------|----------------|----|-----------|------|-------|------------|-------------|-------------|
| 61039 | 8 | HY | 8.05 | 62594 | 21 | KN | 8.05 | 66382 | 23 | KN | 8.07 |
| 61040 | 15 | RL | 8.03 | 62627 | 5 | KN | 8.12 | 66497 | 17 | DK | 8.03 |
| 61040 | 25 | RL | 8.13 | 62632 | 12 | DK | 8.05 | 66497 | 17 | DK | 8.05 |
| 61040 | 11 | RL | 8.11 | 62637 | 2 | SB | 8.08 | 66498 | 22 | DK | 8.03 |
| 61040 | 6 | HY | 8.05 | 62638 | 3 | SB | 8.08 | 66530 | | DK | 8.05 |
| 61040 | 11 | HY | 8.05 | 62668 | 4 | SB | 8.08 | 66530 | 14* | DK | 8.05 |
| 61040 | 20 | RL | 8.05 | 62756 | 23 | KN | 8.05 | 66530 | 14 | DK | 8.03 |
| 61041 | 21 | RL | 8.05 | 62757 | 24 | KN | 8.05 | 66530 | | DK | 8.03 |
| 61041 | 12 | RL | 8.07 | 62758 | 26 | KN | 8.11 | 66531 | 18* | DK | 8.03 |
| 61041 | 12 | RL | 8.11 | 62758 | 22 | KN | 8.05 | 66531 | | DK | 8.03 |
| 61041 | 16 | RL | 8.03 | 62758 | 11 | KN | 8.11 | 66533 | | DK | 8.05 |
| 61041 | 24 | RL | 8.13 | 62758 | 21 | KN | 8.07 | 66533 | 18* | DK | 8.05 |
| 61187 | 22 | DK | 8.05 | 62758 | 21 | KN | 8.09 | 66564 | 13 | TR | 8.02 |
| 61521 | 25 | KN | 8.11 | 62758 | 6 | KN | 8.12 | 66587 | 11 | DK | 8.23 |
| 61521 | 16 | KN | 8.05 | 62770 | 7 | KN | 8.12 | 66587 | 12 | DK | 8.21 |
| 61521 | 10 | KN | 8.11 | 62790 | 3 | RL | 8.08 | 66587 | 11 | DK | 8.19 |
| 61521 | 15 | KN | 8.07 | 62790 | 33 | RL | 8.07 | 66588 | 9 | DK | 8.11 |
| 61521 | 15 | KN | 8.09 | 63246 | 11 | TR | 8.02 | 66588 | 8 | DK | 8.15 |
| 61528 | 16 | KN | 8.07 | 63281 | 18 | RL | 8.17 | 66588 | 12 | DK | 8.23 |
| 61528 | 17 | KN | 8.05 | 63281 | 18 | RL | 8.15 | 66588 | 9 | DK | 8.17 |
| 61528 | 40 | KN | 8.11 | 63282 | 19 | RL | 8.15 | 66588 | 10 | DK | 8.13 |
| 61528 | 16 | KN | 8.09 | 63282 | 19 | RL | 8.17 | 66589 | 10 | DK | 8.11 |
| 61596 | 9 | RL | 8.15 | 63283 | 20 | RL | 8.15 | 66590 | 12 | DK | 8.19 |
| 61596 | 11 | RL | 8.17 | 63284 | 21 | RL | 8.15 | 66590 | 11 | DK | 8.11 |
| 61619 | 10 | RL | 8.15 | 63377 | 22 | RL | 8.15 | 66590 | 13 | DK | 8.21 |
| 61619 | 12 | RL | 8.17 | 63475 | 23 | RL | 8.15 | 66591 | 13 | DK | 8.19 |
| 61620 | 13 | RL | 8.17 | 63476 | 20 | RL | 8.17 | 66591 | 14 | DK | 8.21 |
| 61620 | 11 | RL | 8.15 | 63476 | 24 | RL | 8.15 | 66591 | 13 | DK | 8.23 |
| 61621 | 12 | RL | 8.15 | 63477 | 25 | RL | 8.15 | 66606 | 22 | RL | 8.17 |
| 61622 | 13 | RL | 8.15 | 63477 | 21 | RL | 8.17 | 66610 | 23 | RL | 8.17 |
| 61622 | 14 | RL | 8.17 | I 63610 | 26 | RL | 8.15 | 66612 | 24 | RL | 8.17 |
| 61643 | 54 | TR | 8.05 | 63623 | 17 | DK | 8.07 | 66682 | 20 | DK | 8.23 |
| 61643 | | TR | 8.05 | 63623 | 12 | DK | 8.03 | 66682 | 21 | DK | 8.21 |
| 61673 | 16 | SB | 8.09 | 63626 | 13 | DK | 8.03 | 66682 | 30 | DK | 8.19 |
| 61694 | 17 | KN | 8.09 | 63626 | 13 | DK | 8.05 | 66682 | 17 | DK | 8.17 |
| 61694 | 41 | KN | 8.11 | 63626 | 18 | DK | 8.07 | 66682 | 33 | DK | 8.15 |
| 61694 | 17 | KN | 8.07 | 63803 | 15 | DK | 8.09 | 66710 | 19 | DK | 8.07 |
| 61694 | 18 | KN | 8.05 | 64196 | 17 | RL | 8.03 | 66858 | 22 | | 8.05 |
| 61711 | 18 | KN | 8.09 | 64196 | 22 | RL | 8.05 | 66892 | 23 | DK | 8.05 |
| 61711 | 31 | KN | 8.11 | 64197 | 23 | RL | 8.05 | 66892 | 23 | DK | 8.03 |
| 61711 | 16 | I KN | 8.11 | 64197 | 18 | RL | 8.03 | 67093 | 2 | HY | 8.05 |
| 61711 | 18 | KN | 8.07 | 64261 | 9 | DK | 8.13 | 67132 | 1 | SB | 8.05 |
| 61713 | 19 | KN | 8.07 | 64261 | 8 | DK | 8.11 | 67143 | 10 | DK | 8.17 |
| 61713 | 17 | KN | 8.11 | 64350 | 16 | DK | 8.09 | 67143 | 9 | DK | 8.15 |
| 61713 | 4 | KN | 8.12 | 64351 | 17 | DK | 8.09 | 67222 | 31 | RL | 8.03 |
| 61713 | 19 | KN | 8.09 | 64355 | 14 | RL | 8.11 | 67222 | 36 | RL | 8.05 |
| 61713 | 32 | KN | 8.11 | 64442 | 22 | KN | 8.07 | 67222 | 39 | RL | 8.05 |
| 61815 | 8 | TR | 8.05 | 64553 | 3 | RL | 8.11 | 67222 | 34 | RL | 8.03 |
| 61815 | 11 | DK | 8.03 | 64553 | 5 | RL | 8.13 | 67224 | 40 | RL | 8.05 |
| 61815 | 11 | DK | 8.05 | 64554 | 6 | RL | 8.13 | 67224 | 35 | RL | 8.03 |
| 62016 | 1 | SB | 8.08 | 64871 | 5 | SB | 8.08 | 67225 | 32 | RL | 8.03 |
| 62117 | 15 | RL | 8.17 | 64874 | 6 | SB | 8.08 | 67225 | 37 | RL | 8.05 |
| 62117 | 14 | RL | 8.15 | 64930 | 38 | DK | 8.27 | 67226 | 19 | RL | 8.03 |
| 62179 | 15 | HY | 8.10 | 64930 | 38 | DK | 8.25 | 67226 | 24 | RL | 8.05 |
| 62362 | 12 | TR | 8.02 | 65725 | 6 | CD | 8.02 | 67229 | 20 | RL | 8.03 |
| 62410 | 42 | DK | 8.05 | 65725 | 6 | CD | 8.04 | 67229 | 25 | RL | 8.05 |
| 62410 | 42 | DK | 8.03 | 65725 | 6 | CD | 8.03 | 67231 | 18 | DK | 8.09 |
| 62456 | 26 | RL | 8.03 | 66027 | 23 | RL | 8.07 | 67256 | 50 | KN | 8.11 |
| 62456 | 48 | RL | 8.05 | 66027 | 18 | RL | 8.07 | 67256 | 22 | KN | 8.09 |
| 62594 | 20 | KN | 8.07 | 66027 | 28 | RL | 8.07 | 67256 | 24 | I KN | 8.07 |
| 62594 | I 42 | KN | 8.11 | 66289 | 5 | TR | 8.07 | 67257 | 23 | KN | 8.09 |
| 62594 | 20 | KN | 8.09 | 66289 | 9 | TR | 8.05 | 67257 | 51 | KN | 8.11 |

| | | | | | | | | | | | |
|--------------|-----------|-----------|-------------|--------------|-----------|-----------|-------------|-------|-----|----|------|
| 67257 | 25 | KN | 8.07 | 5-353 | 43 | TR | 8.05 | 68236 | 7 | RL | 8.31 |
| 67263 | 5 | SB | 8.05 | 67367 | 26 | KN | 8.05 | 68236 | 26* | RL | 8.17 |
| 67290 | 24 | DK | 8.05 | 5-357 | 27 | KN | 8.07 | 68246 | 1 | SB | 8.05 |
| 67290 | 24 | DK | 8.03 | 67868 | 28 | KN | 8.07 | 68330 | 41 | DK | 8.27 |
| 67291 | 25 | DK | 8.03 | 67870 | 29 | KN | 8.07 | 68330 | 41 | DK | 8.25 |
| 67291 | 25 | DK | 8.05 | 6."887 | 20* | TR | 8.07 | 68331 | 42 | DK | 8.27 |
| 67297 | 11 | TR | 8.03 | 67889 | 30 | KN | 8.07 | 68355 | 27 | RL | 8.05 |
| 67313 | 25 | RL | 8.17 | 67889 | 26 | KN | 8.09 | 68386 | 4 | HY | 8.05 |
| 67329 | 20 | DK | 8.07 | 67889 | 12 | KN | 8.11 | 68386 | 13 | RL | 8.07 |
| 67348 | 2 | SB | 8.06 | 67889 | 27 | KN | 8.05 | 68386 | 22 | RL | 8.13 |
| 67371 | 18 | DK | 8.17 | 67890 | 27 | KN | 8.09 | 68396 | 7 | SB | 8.08 |
| 67371 | 21 | DK | 8.23 | 67890 | 28 | KN | 8.09 | 68400 | 8 | SB | 8.08 |
| 67371 | 31 | DK | 8.19 | 67919 | 34 | TR | 8.07 | 68420 | 12 | HY | 8.07 |
| 67371 | 22 | DK | 8.21 | 67920 | 46 | TR | 8.07 | 68440 | | TR | 8.03 |
| 67371 | 34 | DK | 8.15 | 67921 | 35 | TR | 8.07 | 68449 | 24 | TR | 8.05 |
| 67398 | 3 | SB | 8.05 | 67921 | 44 | TR | 8.05 | 68450 | 36 | TR | 8.05 |
| 67550 | 18 | TR | 8.05 | 67921 | 32 | TR | 8.05 | 68455 | 30 | DK | 8.23 |
| 67550 | 14 | TR | 8.07 | 67921 | 47 | TR | 8.07 | 68455 | 25 | DK | 8.15 |
| 67608 | 39 | DK | 8.27 | 67923 | 36 | TR | 8.07 | 68455 | 40 | DK | 8.19 |
| 67608 | 39 | DK | 8.25 | 6."923 | 48 | TR | 8.07 | 68455 | 33 | DK | 8.11 |
| 67621 | 1 | SB | 8.05 | 67923 | 45 | TR | 8.05 | 68459 | 26 | DK | 8.03 |
| 67625 | 40 | DK | 8.25 | 5-923 | 33 | TR | 8.05 | 68459 | 26 | DK | 8.05 |
| 67625 | 40 | DK | 8.27 | 67924 | 46 | TR | 8.05 | 68461 | 27 | DK | 8.03 |
| 67684 | 8 | KN | 8.12 | 67924 | 37 | TR | 8.01 | 68461 | 27 | DK | 8.05 |
| 67722 | 4 | RL | 8.11 | 6."924 | 49 | TR | 8.07 | 68464 | 28 | DK | 8.03 |
| 67722 | 7 | RL | 8.13 | 5-924 | 34 | TR | 8.05 | 68464 | 28 | DK | 8.05 |
| 67771 | 12 | TR | 8.03 | 5-953 | 21 | RL | 8.13 | 68491 | 20 | DK | 8.17 |
| 67773 | 13 | TR | 8.03 | 67997 | 14 | DK | 8.19 | 68491 | 11 | DK | 8.15 |
| 67776 | 14 | TR | 8.03 | 5-997 | 12 | DK | 8.11 | 68492 | 24 | DK | 8.21 |
| 67777 | 15 | TR | 8.03 | 5-997 | 19 | DK | 8.17 | 68492 | 15 | DK | 8.19 |
| 67778 | 16 | TR | 8.03 | 67997 | 23 | DK | 8.21 | 68492 | 33 | DK | 8.23 |
| 67779 | 17 | TR | 8.03 | 67997 | 11 | DK | 8.13 | 68493 | 25 | DK | 8.21 |
| 67781 | 18 | TR | 8.03 | 67997 | 10 | DK | 8.15 | 68493 | 14 | DK | 8.11 |
| 67784 | 15 | DK | 8.21 | 6."997 | 32 | DK | 8.23 | 68493 | 16 | DK | 8.19 |
| 67784 | 14 | DK | 8.23 | 63006 | 13 | DK | 8.11 | 68494 | 15 | DK | 8.11 |
| 67784 | 27* | DK | 8.15 | 63013 | 26* | TR | 8.07 | 68494 | 15 | DK | 8.11 |
| 67784 | | DK | 8.19 | 63014 | 38* | TR | 8.07 | 68495 | 34 | DK | 8.23 |
| 67784 | | DK | 8.15 | 63033 | 6 | RL | 8.31 | 68495 | 12 | DK | 8.13 |
| 67784 | 24* | DK | 8.19 | 63033 | 42 | RL | 8.27 | 68495 | 21 | DK | 8.17 |
| 67784 | | DK | 8.23 | 68054 | 26 | RL | 8.05 | 68495 | 12 | DK | 8.15 |
| 67784 | 11* | DK | 8.17 | 68059 | 16 | HY | 8.10 | 68495 | 16 | DK | 8.11 |
| 67805 | 15 | TR | 8.07 | 68141 | 27 | KN | 8.09 | 68496 | 35 | DK | 8.23 |
| 67812 | | DK | 8.23 | 68141 | | KN | 8.12 | 68496 | 17 | DK | 8.19 |
| 67812 | 22* | DK | 8.23 | 68141 | 4* | KN | 8.11 | 68496 | 26 | DK | 8.21 |
| 67812 | | DK | 8.15 | 68172 | 33 | RL | 8.19 | 68498 | 29 | DK | 8.05 |
| 67812 | 32* | DK | 8.19 | 68172 | 31 | RL | 8.21 | 68498 | 29 | DK | 8.03 |
| 67812 | 17* | DK | 8.15 | 68173 | 32 | RL | 8.21 | 68500 | 25 | TR | 8.07 |
| 67812 | | DK | 8.19 | 68173 | 34 | RL | 8.19 | 68545 | 14 | RL | 8.11 |
| 67812 | 25* | DK | 8.11 | 68173 | 11 | RL | 8.23 | 68545 | 14 | RL | 8.11 |
| 67812 | | DK | 8.11 | 68209 | 19 | DK | 8.09 | 68546 | 14 | RL | 8.11 |
| 67829 | 7 | CD | 8.03 | 68216 | 35 | TR | 8.05 | 68558 | 19 | TR | 8.03 |
| 67829 | 7 | CD | 8.02 | 68217 | 47 | TR | 8.05 | 68563 | 24 | SB | 8.27 |
| 67829 | 7 | CD | 8.04 | 68226 | 34 | RL | 8.21 | 68563 | 22 | SB | 8.35 |
| 67838 | 26 | KN | 8.07 | 68226 | 36 | RL | 8.19 | 68563 | 26 | SB | 8.31 |
| 67838 | 25 | KN | 8.05 | 68226 | 12 | RL | 8.23 | 68563 | 25 | SB | 8.33 |
| 67838 | 24 | KN | 8.09 | 68231 | 13 | RL | 8.23 | 68563 | 32 | SB | 8.37 |
| 67838 | 43 | KN | 8.11 | 68231 | 35 | RL | 8.21 | 68563 | 24 | SB | 8.29 |
| 67839 | 44 | KN | 8.11 | 68231 | 37 | RL | 8.19 | 68564 | 26 | SB | 8.33 |
| 67839 | 25 | KN | 8.09 | 63233 | 38 | RL | 8.19 | 68564 | 23 | SB | 8.35 |
| 67862 | 31 | TR | 8.05 | 68233 | 36 | RL | 8.21 | 68564 | 25 | SB | 8.29 |
| 67862 | 45 | TR | 8.07 | 68236 | 43 | RL | 8.27 | 68564 | 27 | SB | 8.31 |
| 67863 | 33 | TR | 8.07 | 68236 | 17 | SB | 8.09 | 68564 | 25 | SB | 8.27 |
| | | | | | | | | 68564 | 33 | SB | 8.37 |

| | | | | | | | | |
|-------|----|----|------|-----|-------|-----|----|------|
| 68565 | 28 | SB | 8.3 | -11 | 69132 | 31 | KN | 8.09 |
| 68565 | 26 | SB | 8.29 | -10 | 69133 | 18 | KN | 8.11 |
| 68565 | 34 | SB | 8.37 | | 69133 | 34 | KN | 8.11 |
| 68565 | 27 | SB | 8.33 | | 69154 | 43 | DK | 8.27 |
| 68565 | 24 | SB | 8.35 | | 69154 | 42 | DK | 8.25 |
| 68593 | 27 | SB | 8.27 | | 69252 | 14 | TR | 8.02 |
| 68593 | 28 | SB | 8.33 | | 69320 | 44 | DK | 8.27 |
| 68593 | 29 | SB | 8.31 | | 69320 | 43 | DK | 8.25 |
| 68593 | 25 | SB | 8.35 | | 69330 | 29 | RL | 8.05 |
| 68643 | 5 | RL | 8.11 | | 69376 | 112 | SB | 8.05 |
| 68703 | 20 | DK | 8.09 | | 69377 | 1/2 | SB | 8.05 |
| 68705 | 19 | TR | 8.05 | | 69388 | 1/2 | SB | 8.05 |
| 68709 | 30 | RL | 8.17 | | 69411 | 49 | SB | 8.09 |
| 68721 | 21 | BK | 8.07 | | 69431 | 20 | SB | 8.09 |
| 68764 | 22 | DK | 8.07 | | 69511 | 3/4 | SB | 8.05 |
| 68774 | 23 | DK | 8.07 | | 69513 | 5/6 | SB | 8.05 |
| 68777 | 24 | DK | 8.07 | | 69523 | 3/4 | SB | 8.05 |
| 68778 | 25 | DK | 8.07 | | 69531 | 44 | DK | 8.25 |
| 68792 | 26 | DK | 8.07 | | 69531 | 5 | DK | 8.27 |
| 68795 | 27 | DK | 8.07 | | 69532 | 45 | DK | 8.25 |
| 68796 | 28 | DK | 8.07 | | 69532 | 46 | DK | 8.27 |
| 68797 | | DK | 8.07 | | 69539 | 22 | SB | 8.09 |
| 68798 | 29 | DK | 8.07 | | 69614 | | KN | 8.09 |
| 68799 | | DK | 8.07 | | 69616 | | KN | 8.09 |
| 68800 | 1 | DK | 8.07 | | 69626 | | KN | 8.09 |
| 68801 | 22 | DK | 8.17 | | 69630 | 9 | RL | 8.13 |
| 68801 | 13 | DK | 8.13 | | 69630 | 6 | RL | 8.11 |
| 68801 | 27 | DK | 8.21 | | 69631 | | KN | 8.05 |
| 68801 | | DK | 8.07 | | 69636 | | KN | 8.05 |
| 68855 | 16 | TR | 8.07 | | 69641 | | KN | 8.07 |
| 68855 | 20 | TR | 8.05 | | 69642 | | KN | 8.07 |
| 68856 | 21 | TR | 8.05 | | 69645 | | KN | 8.07 |
| 68856 | 17 | TR | 8.07 | | 69650 | 3 | SB | 8.15 |
| 68858 | 18 | TR | 8.07 | | 69650 | 3 | SB | 8.19 |
| 68862 | 23 | TR | 8.05 | | 69650 | 3 | SB | 8.33 |
| 68862 | 19 | TR | 8.07 | | 69650 | 3 | SB | 8.29 |
| 68870 | 6 | SB | 8.01 | | 69650 | 3 | SB | 8.24 |
| 68887 | 14 | RL | 8.07 | | 69650 | 3 | SB | 8.37 |
| 68971 | 5* | KN | 8.11 | | 69650 | 3 | SB | 8.31 |
| 68973 | 18 | SB | 8.09 | | 69650 | 3 | SB | 8.35 |
| 68997 | 3* | SB | 8.05 | | 69650 | 3 | SB | 8.17 |
| 69007 | 4 | RL | 8.30 | | 69660 | 47 | DK | 8.27 |
| 69007 | 48 | RL | 8.27 | | 69671 | | KN | 8.09 |
| 69007 | 49 | RL | 8.27 | | 69672 | | KN | 8.09 |
| 69011 | 28 | RL | 8.05 | | 69679 | | KN | 8.09 |
| 69029 | 13 | HY | 8.07 | | 69680 | 6* | KN | 8.11 |
| 69031 | 14 | HY | 8.07 | | 69681 | 20 | KN | 8.11 |
| 69061 | 17 | DK | 8.11 | | 69682 | 21* | KN | 8.11 |
| 69068 | 28 | KN | 8.05 | | 69690 | | DK | 8.09 |
| 69099 | 19 | KN | 8.11 | | 69693 | 21 | RL | 8.03 |
| 69099 | 33 | KN | 8.11 | | 69693 | 43* | RL | 8.05 |
| 69102 | 24 | RL | 8.07 | | 69696 | 35* | KN | 8.11 |
| 69103 | 29 | RL | 8.07 | | 69697 | 36* | KN | 8.11 |
| 69112 | 41 | RL | 8.17 | | 69700 | | DK | 8.09 |
| 69112 | 37 | RL | 8.15 | | 69739 | | TR | 8.05 |
| 69124 | 18 | RL | 8.07 | | 69740 | 55 | TR | 8.05 |
| 69130 | 29 | KN | 8.09 | | 69741 | 65 | TR | 8.05 |
| 69131 | 30 | KN | 8.09 | | 69741 | 56 | TR | 8.05 |
| | | | | | 69747 | | TR | 8.03 |
| | | | | | 69748 | | TR | 8.03 |
| | | | | | 69749 | | TR | 8.03 |

| | | | | |
|-------|-----|----|------|--|
| 69751 | 15* | RL | 8.07 | |
| 69752 | 20* | RL | 8.07 | |
| 69753 | 25* | RL | 8.07 | |
| 69766 | | TR | 8.07 | |
| 69832 | 46 | DK | 8.25 | |
| 69843 | 21 | DK | 8.09 | |
| 69844 | 21 | DK | 8.09 | |
| 69846 | 28 | DK | 8.21 | |
| 69846 | 18 | DK | 8.19 | |
| 69846 | 36 | DK | 8.23 | |
| 69868 | | RL | 8.15 | |
| 69935 | 19 | DK | 8.19 | |
| 69935 | 37 | DK | 8.23 | |
| 69935 | 29 | DK | 8.21 | |
| 69968 | 4 | SB | 8.31 | |
| 69968 | 4* | SB | 8.37 | |
| 69982 | | KN | 8.05 | |
| 69983 | | KN | 8.05 | |
| 69984 | | KN | 8.07 | |
| 69985 | | KN | 8.07 | |
| 69986 | | KN | 8.07 | |
| 69987 | | KN | 8.09 | |
| 69988 | | KN | 8.09 | |
| 69989 | | KN | 8.09 | |
| 69990 | | KN | 8.09 | |
| 69991 | | KN | 8.09 | |
| 69992 | | KN | 8.09 | |
| 69993 | 13* | KN | 8.11 | |
| 69994 | 28* | KN | 8.11 | |
| 69995 | 14* | KN | 8.11 | |
| 69996 | 29* | KN | 8.11 | |
| 70026 | 9 | SB | 8.08 | |
| 70027 | 10 | SB | 8.08 | |
| 70028 | 11 | SB | 8.08 | |
| 70050 | 12 | SB | 8.08 | |
| 70051 | 13 | SB | 8.08 | |
| 70055 | 14 | SB | 8.08 | |
| 70056 | 15 | SB | 8.08 | |
| 70060 | 16 | SB | 8.08 | |
| 70063 | 2 | SB | 8.02 | |
| 70063 | 21 | SB | 8.09 | |
| 70064 | 3 | SB | 8.02 | |
| 70064 | 21 | SB | 8.09 | |
| 70067 | 3 | SB | 8.06 | |
| 70068 | 4 | SB | 8.06 | |
| 70074 | 32 | RL | 8.15 | |
| 70074 | 36 | RL | 8.17 | |
| 70074 | 5 | RL | 8.30 | |
| 70080 | 33 | RL | 8.15 | |
| 70080 | 37 | RL | 8.17 | |
| 70082 | | RL | 8.30 | |
| 70083 | 32* | RL | 8.17 | |
| 70083 | 28* | RL | 8.15 | |
| 70089 | 30 | RL | 8.05 | |
| 70089 | 27 | RL | 8.03 | |
| 70092 | 38* | RL | 8.17 | |
| 70092 | 34* | RL | 8.15 | |
| 70103 | | RL | 8.15 | |
| 70111 | 5 | SB | 8.07 | |
| 70112 | 6 | SB | 8.07 | |
| 70115 | 7 | SB | 8.07 | |
| 70127 | | RL | 8.15 | |

| | | | | | | | | | | | |
|-------|----|----|------|-------|-----|----|------|-------|-----|----|------|
| 70135 | 38 | DK | 8.23 | 70514 | | SB | 8.07 | 70973 | | RL | 8.05 |
| 70135 | 30 | DK | 8.21 | 70515 | | SB | 8.07 | 70995 | 36 | DK | 8.03 |
| 70135 | 13 | DK | 8.23 | 70516 | | SB | 8.07 | 70995 | 36 | DK | 8.05 |
| 70135 | 13 | DK | 8.15 | 70528 | 19 | RL | 8.13 | 71002 | 22 | DK | 8.19 |
| 70135 | 20 | DK | 8.19 | 70528 | 11 | RL | 8.13 | 71002 | 41 | DK | 8.23 |
| 70135 | 18 | DK | 8.11 | 70535 | | RL | 8.13 | 71002 | 33 | DK | 8.21 |
| 70135 | 14 | DK | 8.13 | 70615 | 8 | SB | 8.07 | 71002 | 15 | DK | 8.15 |
| 70135 | 23 | DK | 8.17 | 70623 | 5 | SB | 8.06 | 71002 | 26 | DK | 8.17 |
| 70136 | 19 | DK | 8.11 | 70624 | 6 | SB | 8.06 | 71002 | | DK | 8.03 |
| 70137 | 20 | DK | 8.11 | 70625 | 7 | SB | 8.06 | 71002 | 21 | DK | 8.11 |
| 70137 | 31 | DK | 8.21 | 70626 | 8 | SB | 8.06 | 71003 | | DK | 8.03 |
| 70137 | 15 | DK | 8.13 | 70628 | | SB | 8.06 | 71003 | 16 | DK | 8.13 |
| 70137 | 24 | DK | 8.17 | 70629 | | SB | 8.06 | 71003 | 22 | DK | 8.11 |
| 70156 | 47 | DK | 8.25 | 70630 | | SB | 8.06 | 71004 | 46 | DK | 8.15 |
| 70156 | 48 | DK | 8.27 | 70631 | | SB | 8.06 | 71004 | 23 | DK | 8.11 |
| 70158 | 48 | DK | 8.25 | 70632 | | SB | 8.06 | 71004 | 23 | DK | 8.19 |
| 70159 | 49 | DK | 8.27 | 70635 | | RL | 8.19 | 71004 | 34 | DK | 8.21 |
| 70177 | 26 | DK | 8.15 | 70636 | | RL | 8.21 | 71004 | 27 | DK | 8.17 |
| 70177 | 34 | DK | 8.11 | 70637 | | RL | 8.19 | 71004 | | DK | 8.03 |
| 70177 | 31 | DK | 8.23 | 70638 | | RL | 8.21 | 71005 | 24 | DK | 8.11 |
| 70177 | 41 | DK | 8.19 | 70639 | | RL | 8.19 | 71005 | 17 | DK | 8.13 |
| 70182 | 28 | DK | 8.17 | 70640 | | RL | 8.21 | 71005 | | DK | 8.03 |
| 70201 | 49 | DK | 8.25 | 70641 | | RL | 8.19 | 71005 | 42 | DK | 8.23 |
| 70201 | 50 | DK | 8.27 | 70642 | | RL | 8.21 | 71006 | | DK | 8.05 |
| 70211 | | SB | 8.02 | 70643 | | RL | 8.19 | 71007 | | DK | 8.05 |
| 70215 | | SB | 8.07 | 70644 | | RL | 8.21 | 71009 | | DK | 8.05 |
| 70216 | 26 | SB | 8.23 | 70645 | | RL | 8.19 | 71010 | | DK | 8.05 |
| 70216 | 30 | SB | 8.31 | 70646 | | RL | 8.21 | 71011 | | DK | 8.23 |
| 70216 | 36 | SB | 8.37 | 70672 | | SB | 8.23 | 71011 | 32* | DK | 8.03 |
| 70216 | 20 | SB | 8.15 | 70672 | 4 | SB | 8.17 | 71011 | 32 | DK | 8.05 |
| 70216 | 29 | SB | 8.33 | 70672 | 3 | SB | 8.23 | 71012 | 43 | DK | 8.05 |
| 70216 | 23 | SB | 8.19 | 70717 | | RL | 8.17 | 71013 | 38* | DK | 8.05 |
| 70216 | 26 | SB | 8.35 | 70718 | 38* | RL | 8.15 | 71013 | 38* | DK | 8.03 |
| 70216 | 24 | SB | 8.17 | 70718 | 42* | RL | 8.17 | 71014 | 37 | DK | 8.05 |
| 70216 | 28 | SB | 8.29 | 70725 | 7 | RL | 8.11 | 71014 | 37 | DK | 8.03 |
| 70216 | 17 | SB | 8.21 | 70725 | 12* | RL | 8.13 | 71021 | 42 | DK | 8.03 |
| 70219 | | SB | 8.09 | 70754 | 7 | RL | 8.08 | 71048 | 16 | TR | 8.02 |
| 70220 | | SB | 8.09 | 70755 | 5 | RL | 8.08 | 71075 | 4 | SB | 8.02 |
| 70243 | | RL | 8.11 | 70756 | 5 | RL | 8.08 | 71079 | | DK | 8.09 |
| 70261 | | RL | 8.15 | 70758 | 5 | RL | 8.08 | 71080 | 21 | DK | 8.09 |
| 70263 | 23 | SB | 8.09 | 70759 | 5 | RL | 8.08 | 71081 | | DK | 8.09 |
| 70264 | 23 | SB | 8.09 | 70760 | 5 | RL | 8.08 | 71082 | 18 | DK | 8.13 |
| 70318 | 15 | TR | 8.02 | 70772 | 59 | RL | 8.19 | 71082 | | DK | 8.09 |
| 70362 | 25 | DK | 8.17 | 70772 | 58 | RL | 8.21 | 71090 | | DK | 8.13 |
| 70362 | 14 | DK | 8.15 | 70779 | | RL | 8.31 | 71091 | 21 | DK | 8.09 |
| 70363 | 32 | DK | 8.21 | 70794 | 45* | KN | 8.11 | 71092 | | DK | 8.17 |
| 70363 | 21 | DK | 8.19 | 70823 | | RL | 8.13 | 71100 | 21 | DK | 8.09 |
| 70366 | | DK | 8.17 | 70884 | 11 | RL | 8.13 | 71114 | | DK | 8.21 |
| 70366 | | DK | 8.15 | 70910 | 9 | SB | 8.11 | 71121 | | RL | 8.25 |
| 70367 | | DK | 8.19 | 70910 | 31 | DK | 8.07 | 71122 | | RL | 8.25 |
| 70369 | 48 | TR | 8.05 | 70910 | 8 | CD | 8.03 | 71124 | | RL | 8.25 |
| 70370 | 57 | TR | 8.05 | 70910 | 8 | CD | 8.04 | 71126 | | RL | 8.25 |
| 70371 | | TR | 8.05 | 70910 | 8 | CD | 8.02 | 71128 | | RL | 8.25 |
| 70376 | | RL | 8.08 | 70944 | 31 | RL | 8.05 | 71129 | | RL | 8.25 |
| 70411 | | RL | 8.07 | 70962 | 30 | DK | 8.05 | 71131 | | RL | 8.25 |
| 70428 | | RL | 8.07 | 70962 | 30 | DK | 8.03 | 71133 | | RL | 8.25 |
| 70445 | 50 | DK | 8.25 | 70962 | 31 | DK | 8.05 | 71137 | 43 | DK | 8.23 |
| 70482 | 51 | DK | 8.25 | 70963 | 31 | DK | 8.03 | 71139 | 5 | SB | 8.05 |
| 70513 | | SB | 8.07 | 70969 | 32 | RL | 8.05 | 71163 | 21 | DK | 8.09 |
| | | | | 70969 | 28 | RL | 8.03 | 71164 | | DK | 8.09 |
| | | | | 70970 | 33 | RL | 8.05 | 71166 | 10 | SB | 8.11 |
| | | | | 70972 | | RL | 8.03 | 71167 | 11 | SB | 8.11 |

| | | | |
|---------|-----|----|--------|
| I 71169 | 12 | SB | 8.11 |
| 71170 | 13 | SB | 8.11 |
| 71171 | 14 | SB | 8.11 |
| 71172 | | SB | 8.11 I |
| 71173 | 15 | SB | 8.11 I |
| 71174 | 16 | SB | 8.11 |
| 71175 | 17 | SB | 8.11 |
| 71176 | 18 | SB | 8.11 |
| 71177 | | SB | 8.11 |
| 71178 | | SB | 8.02 |
| 71185 | | SB | 8.11 |
| 71186 | 52 | DK | 8.25 |
| 71186 | 51 | DK | 8.27 |
| 71194 | 9 | CD | 8.04 |
| 71194 | 9 | CD | 8.03 |
| 71194 | 9 | CD | 8.02 |
| 71195 | 10 | CD | 8.02 |
| 71195 | 10 | CD | 8.03 |
| 71199 | 11 | CD | 8.02 |
| 71200 | 10 | CD | 8.04 |
| 71200 | 11 | CD | 8.03 |
| 71206 | 12 | CD | 8.02 |
| 71207 | 11 | CD | 8.04 |
| 71207 | 12 | CD | 8.03 |
| 71208 | 12 | CD | 8.04 |
| 71208 | 13 | CD | 8.03 |
| 71211 | | CD | 8.02 |
| 71212 | | CD | 8.03 |
| 71213 | | CD | 8.03 |
| 71214 | | CD | 8.04 |
| I 71215 | | CD | 8.04 |
| i 71217 | | TR | 8.02 |
| 71256 | 5/6 | SB | 8.05 |
| 71267 | 29 | RL | 8.03 |
| 71267 | 17 | SB | 8.08 |
| I 71267 | 34 | RL | 8.05 |
| 71268 | 18 | SB | 8.08 |
| 71276 | 35 | DK | 8.21 |
| 71286 | 13 | RL | 8.11 |
| 71287 | 13 | RL | 8.11 I |
| 71288 | 13 | RL | 8.11 |
| 71289 | 13 | RL | 8.11 |
| 71290 | 16 | RL | 8.13 |
| 71291 | 18 | RL | 8.13 |
| 71292 | 20 | RL | 8.13 |
| 71295 | 10 | SB | 8.06 |
| 71296 | | SB | 8.06 |
| 71298 | | SB | 8.07 |
| 71365 | 19 | SB | 8.08 |
| 71366 | 9 | SB | 8.07 |
| 71382 | 30 | RL | 8.03 |
| 71382 | 35 | RL | 8.05 |
| 71383 | 38* | RL | 8.05 |
| 71383 | 33 | RL | 8.03 |
| 71433 | 10 | RL | 8.11 I |
| 71433 | 15 | RL | 8.13 I |
| 71451 | 20 | SB | 8.08 |
| 71483 | | RL | 8.17 |
| 71507 | 44 | DK | 8.03 |
| 71507 | 44 | DK | 8.05 |
| 71748 | | RL | 8.09 |
| 71749 | | RL | 8.09 |

| | | | |
|---------|-----|----|------|
| 71786 | | HY | 8.01 |
| 71788 | 4 | SB | 8.27 |
| 71789 | 12 | SB | 8.37 |
| 71790 | 5 | SB | 8.31 |
| 71791 | 4 | SB | 8.35 |
| 71792 | 30* | SB | 8.27 |
| 71793 | 38* | SB | 8.37 |
| 71794 | 32 | SB | 8.31 |
| 71795 | 28* | SB | 8.35 |
| 71796 | 1* | SB | 8.27 |
| 71797 | 1* | SB | 8.37 |
| 71798 | 1* | SB | 8.31 |
| 71799 | 1* | SB | 8.35 |
| 71800 | 27 | SB | 8.35 |
| 71800 | 31 | SB | 8.31 |
| 71800 | 29 | SB | 8.27 |
| 71800 | 37 | SB | 8.37 |
| 71800 | 30 | SB | 8.33 |
| 71800 | 29 | SB | 8.29 |
| 71809 | 21 | SB | 8.15 |
| 71809 | 18 | SB | 8.21 |
| 71809 | 25 | SB | 8.17 |
| 71809 | 24 | SB | 8.19 |
| 71809 | 27 | SB | 8.23 |
| 71827 | 7 | SB | 8.01 |
| 71828 | | SB | 8.03 |
| 71829 | | HY | 8.03 |
| 71831 | | SB | 8.23 |
| 71831 | 11 | SB | 8.23 |
| 71832 | | SB | 8.15 |
| I 71832 | 4 | SB | 8.15 |
| 71833 | | SB | 8.17 |
| 71833 | 5 | SB | 8.17 |
| 71834 | 22* | SB | 8.15 |
| 71834 | | SB | 8.15 |
| 71835 | | SB | 8.23 |
| i 71836 | 26* | SB | 8.17 |
| 71836 | | SB | 8.17 |
| 71837 | 4 | SB | 8.24 |
| I 71838 | 1 | SB | 8.15 |
| 71838 | | SB | 8.15 |
| 71839 | | SB | 8.23 |
| i 71839 | 1 | SB | 8.23 |
| I 71839 | 28* | SB | 8.23 |
| I 71840 | | SB | 8.17 |
| i 71840 | 1 | SB | 8.17 |
| 71841 | 1 | SB | 8.24 |
| 71842 | 52 | DK | 8.27 |
| 71842 | 53 | DK | 8.25 |
| 71851 | 53 | DK | 8.27 |
| 71859 | | DK | 8.27 |
| 71920 | 54 | DK | 8.27 |
| 71920 | 54 | DK | 8.25 |
| 71921 | | HY | 8.02 |
| 71927 | 4 | SB | 8.33 |
| 71928 | 4 | SB | 8.29 |
| 71929 | 31* | SB | 8.33 |
| 71930 | 30 | SB | 8.29 |
| 71931 | 1 | SB | 8.33 |
| 71932 | 1 | SB | 8.29 |
| 71937 | 8 | SB | 8.01 |
| 71937 | | SB | 8.08 |

| | | | |
|---------|-----|----|------|
| 71938 | 9 | SB | 8.01 |
| 71939 | | SB | 8.01 |
| 71942 | | SB | 8.13 |
| 71947 | 3 | SB | 8.21 |
| 71947 | | SB | 8.21 |
| 71948 | 4 | SB | 8.19 |
| 71948 | | SB | 8.19 |
| 71949 | | SB | 8.21 |
| 71949 | 19* | SB | 8.21 |
| 71950 | 25* | SB | 8.19 |
| I 71950 | | SB | 8.19 |
| i 71951 | | SB | 8.21 |
| 71951 | 1 | SB | 8.21 |
| 71952 | 1 | SB | 8.19 |
| 71952 | | SB | 8.19 |
| 72345 | 8 | RL | 8.31 |
| 81039 | 36 | RL | 8.03 |
| 81039 | 41 | RL | 8.05 |
| 81040 | 37 | RL | 8.03 |
| 81040 | 42 | RL | 8.05 |

HONEY BEE MFG.LTD., BOX 120, FRONTIER, SASK. SON OWO. PHONE 296-2297, FAX 296-2165.

NOTES

CONTENTS - SUBFRAME, DECALS, LIGHT KITS, WIRING.

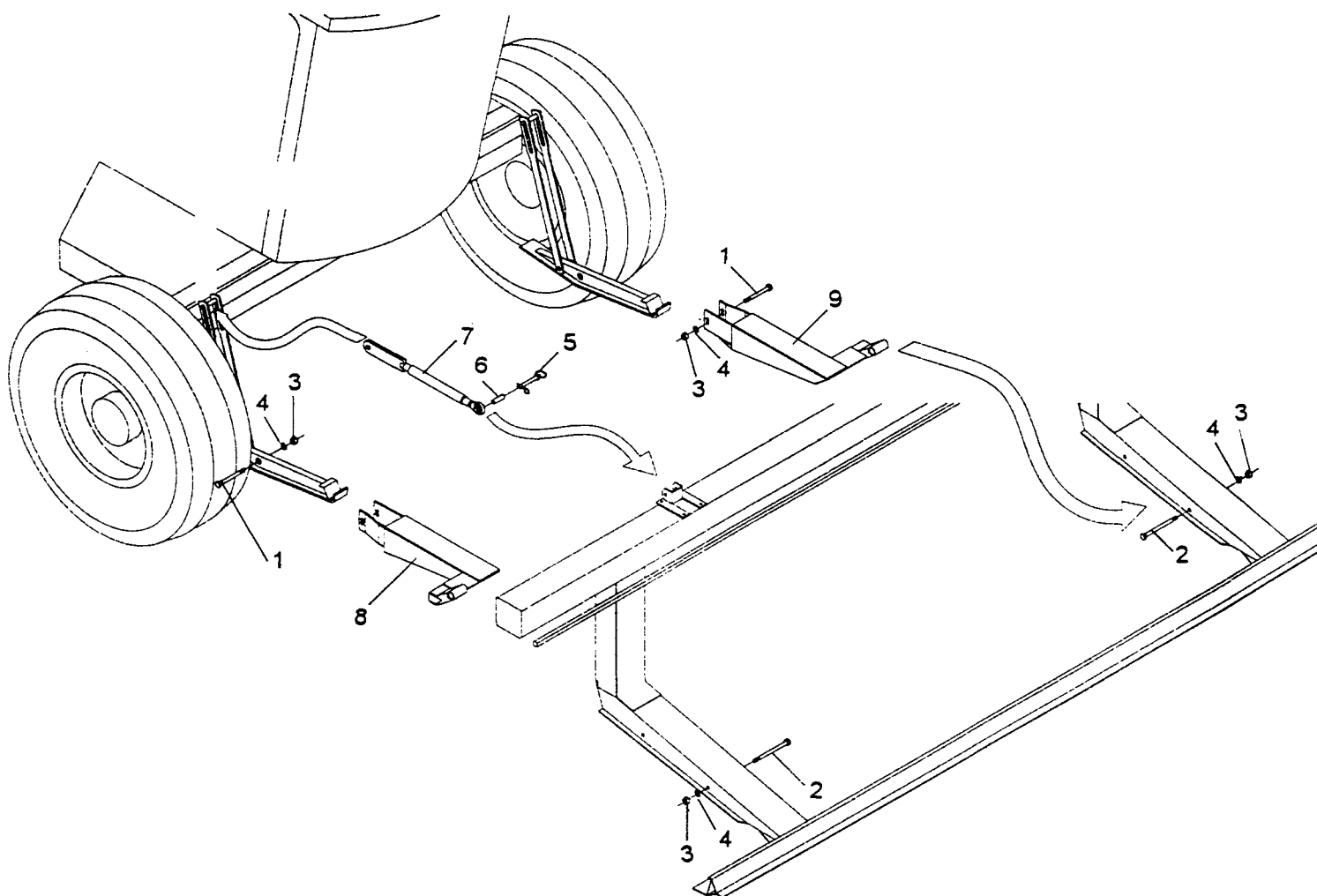
| | |
|---|-----------|
| LIFT ARM ASSEMBLY - C/IH 8870 | SB-8.01 |
| UPPER LINK BRACKET - 18/21 & 25ft, 30 & 36ft | SB-8.02 |
| HYDRAULIC ASSEMBLY - C/IH 8870 Motor | SB-8.03 |
| HEADER WO. - FRAMES 18 to 39ft/ SP, SPS & Double Knife | SB-8.05 |
| UHMW SKID PLATES - 18ft to 39ft. | SB-8.06 |
| TUBE SHIELD ASSEMBLIES - 18ft to 39ft. | SB- 8.07 |
| DECAL LIST FOR STANDARD SWATHER | SB-8.08 |
| SWATH ROLLER ASSEMBLY - OPTION 21ft & 25ft 97 - 30ft & 36ft 97 | SB - 8.09 |
| WIRING KITS - 98 Includes Light Assy - Add On Kit & Light Mount - Add On | SB - 8.11 |
| WIRE - LIGHT PLUG C8870 | SB -8.13 |
| ELECTRICAL DIAGRAM - 8870 - CANVAS SPEED 98 | SB -8.15 |
| ELECTRICAL DIAGRAM - 8870 - CANVAS & DECK 98 | SB- 8.17 |
| ELECTRICAL DIAGRAM - 8870 - CANVAS & FORE/AFT 98 | SB-8.19 |
| ELECTRICAL DIAGRAM - 8870 - FORE/AFT 98 | SB-8.21 |
| ELECTRICAL DIAGRAM - 8870 - DECK SHIFT 98 | SB -8.23 |
| ELECTRICAL DIAGRAM - 8870 - REEL SPEED 98 | SB- 8.24 |
| ELECTRICAL DIAGRAM - 8500 - REEL & CANVAS 98 | SB -8.27 |
| ELECTRICAL DIAGRAM-8500-REEL, CANVAS, FORE/AFT | SB -8.29 |
| ELECTRICAL DIAGRAM - 8500 - REEL & DECK 98 | SB- 8.31 |
| ELECTRICAL DIAGRAM - 8500 - REEL & FORE/AFT 98 | SB - 8.33 |
| ELECTRICAL DIAGRAM - 8500 - REEL SPEED 98 | SB -8.35 |
| ELECTRICAL DIAGRAM - 8500 - ALL OPTIONS 98 | SB - 8.37 |

12.09.98

CASE/IH

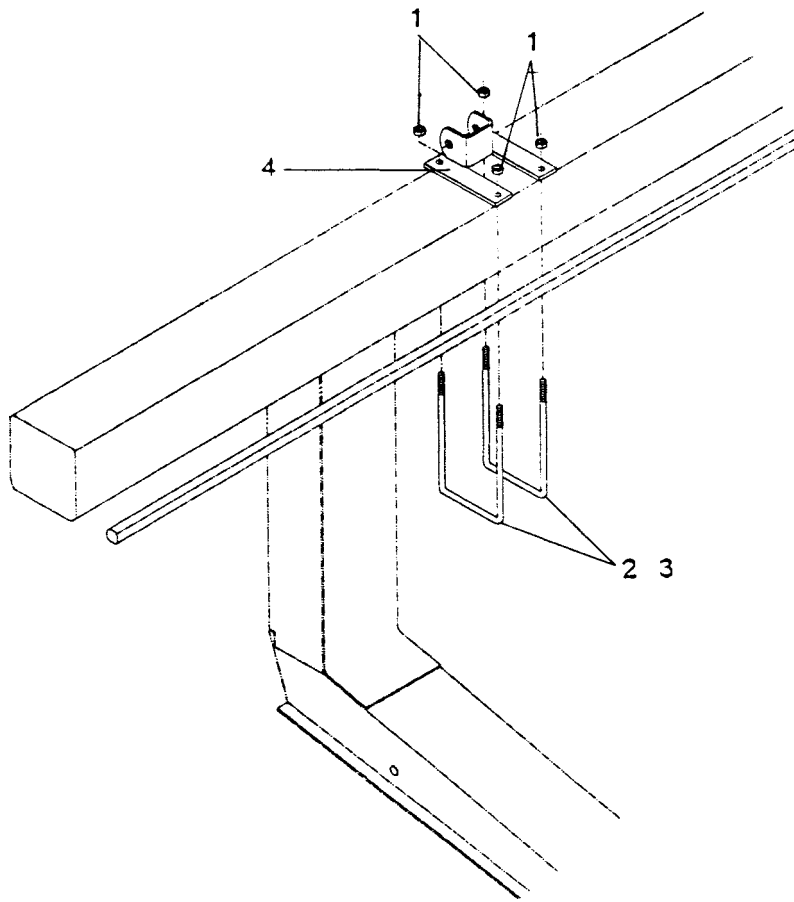
LIFT ARM ASSEMBLY - CASE/IH 8870

| Item# | Part# | Qty | Description |
|-------|-------|-----|---------------------------------|
| 1 | 19647 | 2 | Bolt 3/4 x 6 UNC |
| 2 | 19651 | 2 | Bolt 3/4 x 8 UNC |
| 3 | 19807 | 4 | Nut 3/4 UNC |
| 4 | 19955 | 4 | Washer 3/4 Lock |
| 5 | 25042 | 1 | Hitch Pin 3/4 x 4-1/2 |
| 6 | 68870 | 1 | Spacer Sleeve - Turn Buckle |
| 7 | 71827 | 1 | Top Link Wd. - 30 x 42 - H 8870 |
| 8 | 71937 | 1 | Lift Arm Wd. - RH H 8870 98 |
| 9 | 71938 | 1 | Lift Arm Wd. - LH H 8870 98 |



UPPER LINK BRACKET - 18/21 & 25ft, 30 & 36ft.

| Item# | Part# | 18/21/25FT | 30/36FT | Description |
|-------|-------|------------|---------|---------------------------------|
| 1 | 19975 | 4 | 4 | Nut 1/2 UNC C/Lock |
| 2 | 70063 | - | 2 | U-Bolt 1/2 x 11-1/2 x 6-1/4 |
| 3 | 70064 | 2 | - | U-Bolt 1/2 x 8 x 6-1/4 |
| 4 | 71075 | 1 | 1 | Upper Link Bracket Wd - 4890 98 |



Assy 70211 Main Tube Assy- 18 4890 98 Items 1, 3 & 4.
 Assy 71178 Main Tube Assy - 30 4890 98 Items 1, 2 & 4.

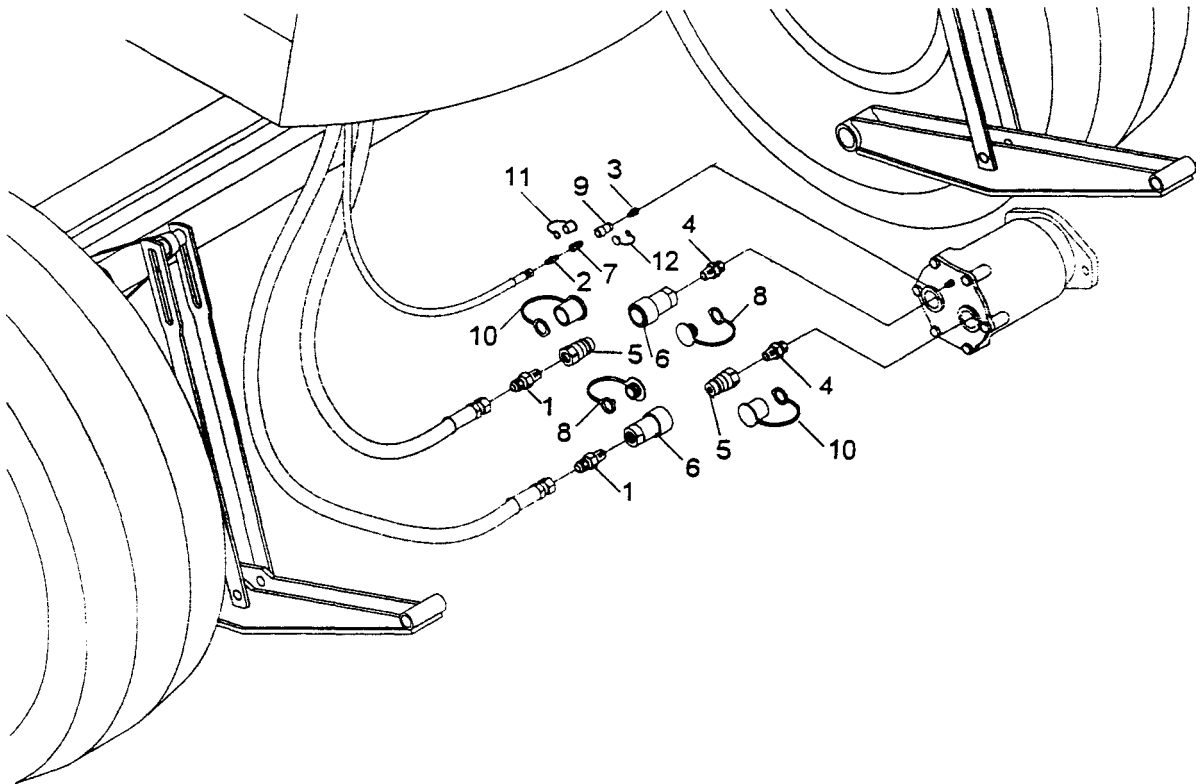
1724/06.02.98

JD4890

SB - 8.02

HYDRAULIC ASSEMBLY - CASE/IH 8870 MOTOR 98

| Item# | Part# | Qty | Description |
|-------|-------|-----|-----------------------------------|
| 1 | 21220 | 2 | Nipple 16MJ - 12MP |
| 2 | 21248 | 1 | Nipple 4MP - 6MJ |
| 3 | 21794 | 1 | Adaptor Sw. 4MP - 6FJX |
| 4 | 26096 | 2 | Nipple 12MB - 12MP |
| 5 | 26354 | 2 | Q/Coupler 3/4 Male Parker |
| 6 | 26358 | 2 | Q/Coupler 3/4 Female Parker |
| 7 | 26367 | 1 | Q/Coupler 1/4 Male Parker |
| 8 | 26475 | 2 | Q/Coupler 3/4 Female Dust Plug |
| 9 | 26547 | 1 | Q/Coupler 1/4 Female Parker Sm. |
| 10 | 26593 | 2 | Q/Coupler 3/4 Male Dust Cap |
| 11 | 26691 | 1 | Q/Coupler 1/4 Male Dust Cap |
| 12 | 26692 | 1 | Q/Coupler 1/4 Female Dust Plug NH |



HEADER WO. - FRAMES
18ft • 39ft / SP, SPS & DOUBLE KNIFE

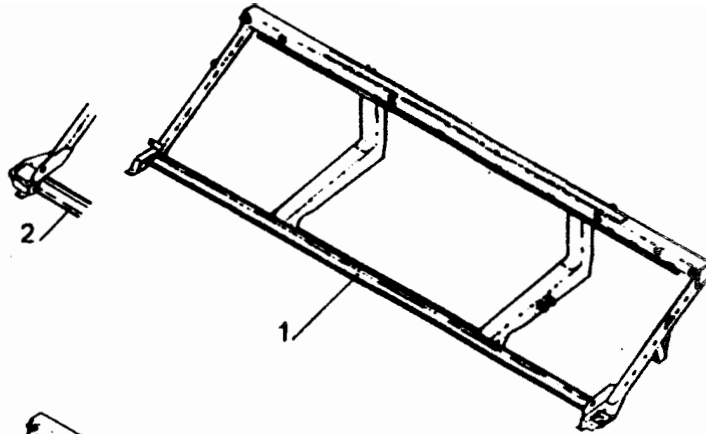


Illustration Based on 18ft SP Header (68246)

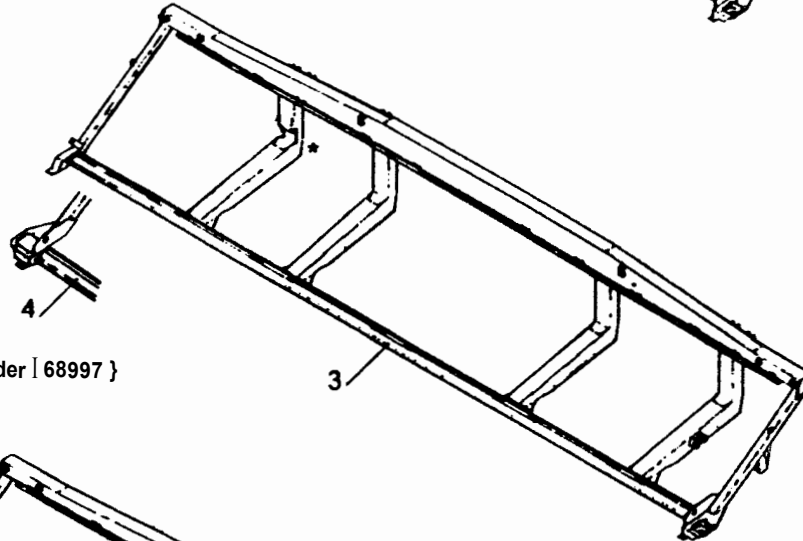


Illustration Based on 30ft SPS Header (68997)

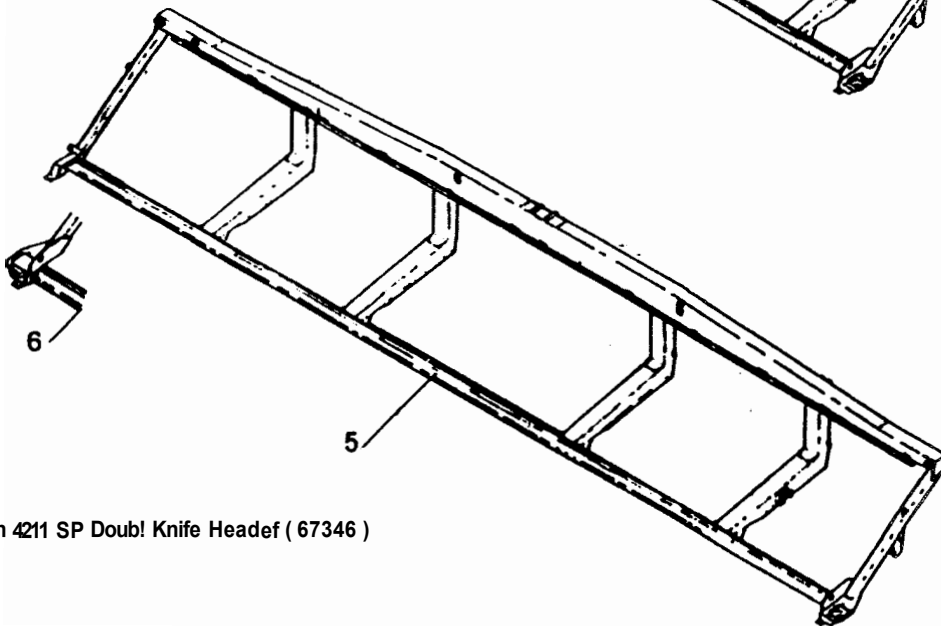


Illustration Based on 42ft SP Double Knife Header (67346)

HEADER WD. - FRAMES

18ft - 39ft / SP, SPS & DOUBLE KNIFE

| Item# | Part# | Qty/Assy | Description |
|-------|-------|----------|----------------------------------|
| 1 | 68246 | 1 | Header Wd. - 18 SP |
| 1&2 | 69377 | 1 | Header Wd. - 18 SP Double Knife |
| 1 | 67621 | 1 | Header Wd. - 21 SP |
| 1&2 | 69376 | 1 | Header Wd. - 21 SP Double Knife |
| 1 | 67132 | 1 | Header Wd. - 25 SP |
| 1&2 | 69388 | 1 | Header Wd. - 25 SP Double Knife |
| 3 | 67398 | 1 | Header Wd. - 30 SP |
| 3&4 | 69511 | 1 | Header Wd. - 30 SP Double Knife |
| 3* | 68997 | 1 | Header Wd. - 30 SPS |
| 3&4 | 69523 | 1 | Header Wd. - 30 SPS Double Knife |

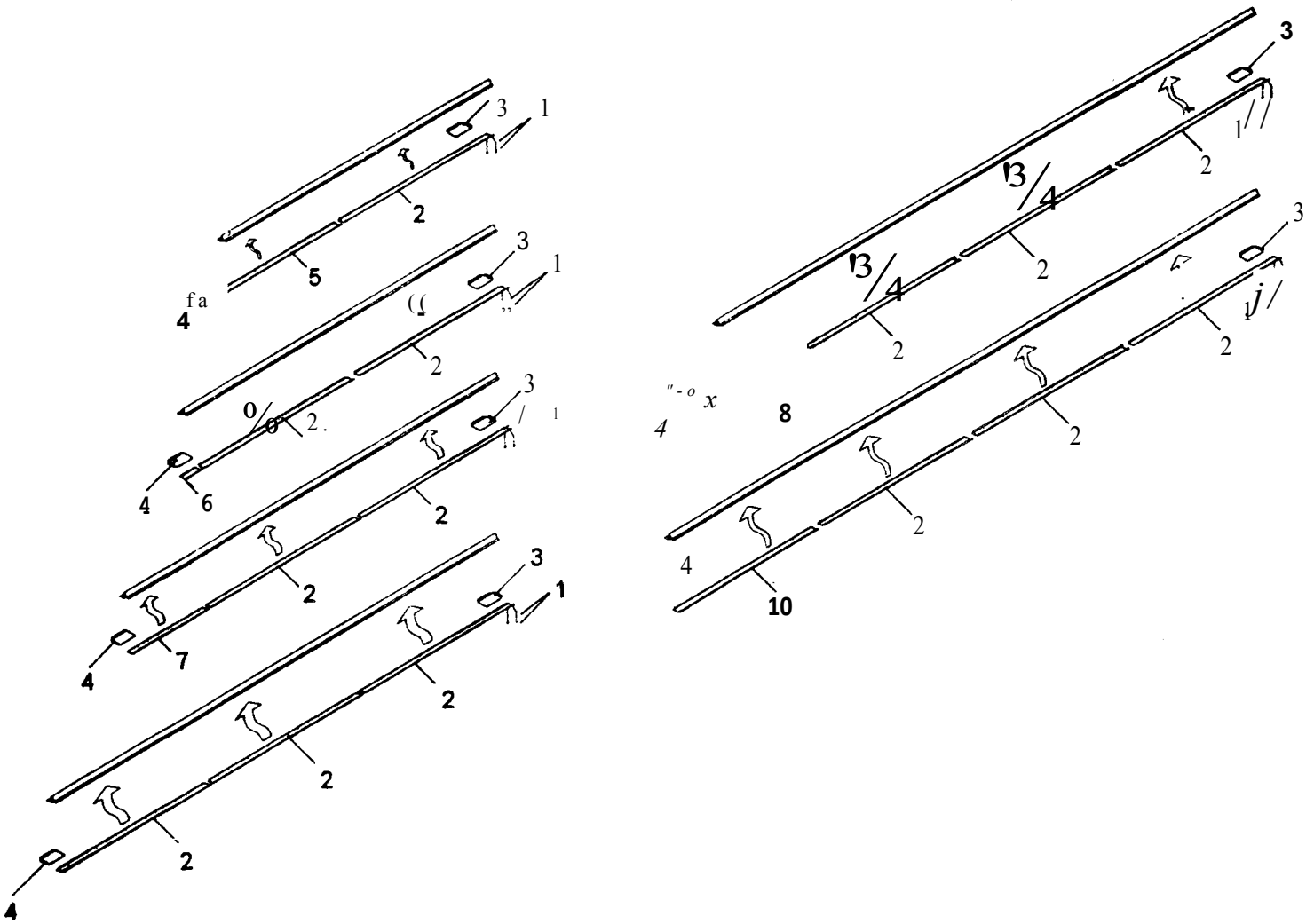
***NOTE : 30 S table is same as 30ft with exception of
Notched Strut to allow for Double Swath / Swathers.**

| | | | |
|-----|-------|---|---------------------------------|
| 5 | 67263 | 1 | Header Wd. - 36 SP |
| 5&6 | 69513 | 1 | Header Wd. - 36 SP Double Knife |
| 5 | 71139 | 1 | Header Wd. - 39 SP |
| 5&6 | 71256 | 1 | Header Wd. - 39 SP Double Knife |

UHMW SKID PLATES - OPTION

Includes 18FT, 21FT, 25FT, 30FT, 36FT, 39FT.

| Item# | Part# | 18ft | 21ft | 25ft | 30ft | 36ft | 39ft | Description |
|-------|-------|------|------|------|------|------|------|---------------------------|
| 1 | 26614 | 72 | 82 | 96 | 110 | 132 | 140 | Rivet - Pop BLSS68 |
| 2 | 67348 | 1 | 2 | 2 | 3 | 3 | 3 | UHMW - Cutter Bar 93 |
| 3 | 70067 | 1 | 1 | 1 | 1 | 1 | 1 | UHMW - Skid Plate - LH 97 |
| 4 | 70068 | 1 | 1 | 1 | 1 | 1 | 1 | UHMW - Skid Plate - RH 97 |
| 5 | 70623 | 1 | - | - | - | - | - | UHMW - 18ft Cutter Bar |
| 6 | 70624 | - | 1 | - | - | - | - | UHMW - 21ft Cutter Bar |
| 7 | 70625 | - | - | 1 | - | - | 1 | UHMW - 25ft Cutter Bar |
| 8 | 70626 | - | - | - | 1 | - | - | UHMW - 36ft Cutter Bar |
| 10 | 71295 | - | - | - | - | - | 1 | UHMW - 39ft Cutter Bar |



| | | | | | |
|------|-------|------------------------|------|-------|------------------------|
| Assy | 70628 | UHMW Skid Plate - 18ft | Assy | 70629 | UHMW Skid Plate - 21ft |
| Assy | 70630 | UHMW Skid Plate - 25ft | Assy | 70631 | UHMW Skid Plate - 30ft |
| Assy | 70632 | UHMW Skid Plate - 36ft | Assy | 71296 | UHMW Skid Plate - 39ft |

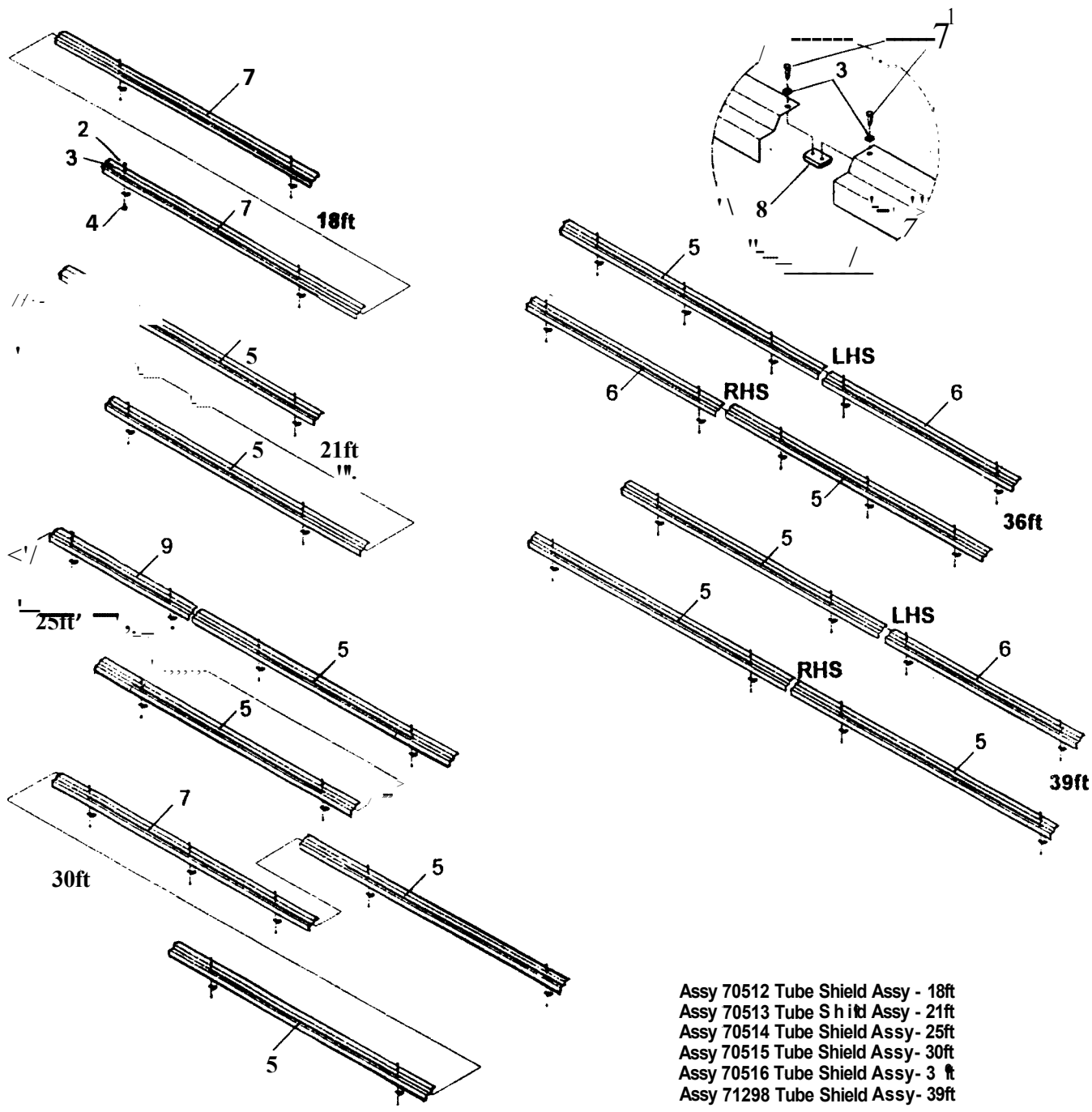
1664.A/08.12.98

JD4890

TUBE SHIELD ASSEMBLIES -

18ft, 21ft, 25ft, 30ft, 36ft, 39ft.

| Item# | Part# | 18ft | 21ft | 25ft | 30ft | 36ft | 39ft | Description |
|-------|-------|------|------|------|------|------|------|-------------------------------|
| 1 | 19452 | 2 | 2 | 4 | 4 | 4 | 4 | Bolt 1/4 x 3/4 UNC |
| 2 | 19900 | 4 | 4 | 6 | 7 | 10 | 8 | Nut 1/4 UNC F/lock |
| 3 | 19920 | 6 | 6 | 10 | 11 | 14 | 12 | Washer Flat 1/4 |
| 4 | 26632 | 4 | 4 | 6 | 7 | 10 | 8 | Bolt 1/4 x 3/4 NC Carr. |
| 5 | 70111 | - | 2 | 2 | 2 | 2 | 3 | Shield- Hyd.Tube Cover 120 |
| 6 | 70112 | - | - | - | - | 2 | 1 | Shield - Hyd.Tube Cover 88 |
| 7 | 70115 | 2 | - | - | 1 | - | - | Shield- Hyd.Tube Cover 103.75 |
| 8 | 70615 | 1 | 1 | 2 | 2 | 2 | 2 | Connector Plate - Tube Shield |
| 9 | 71366 | - | - | 1 | - | - | - | Shield - Hyd.Tube Cover 50 |

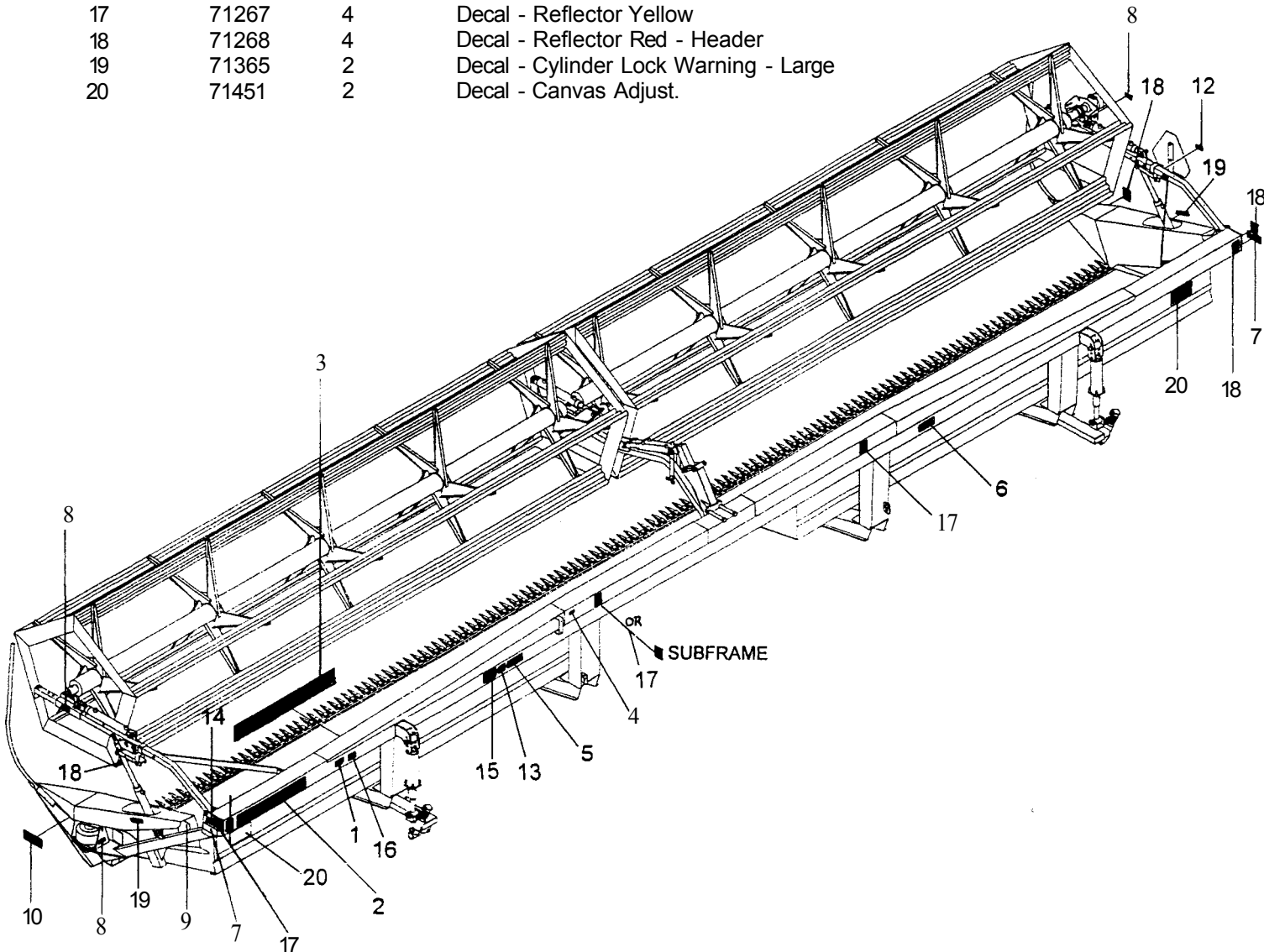


- Assy 70512 Tube Shield Assy - 18ft
- Assy 70513 Tube Shield Assy - 21ft
- Assy 70514 Tube Shield Assy - 25ft
- Assy 70515 Tube Shield Assy - 30ft
- Assy 70516 Tube Shield Assy - 36ft
- Assy 71298 Tube Shield Assy - 39ft

DECAL LIST FOR STANDARD SWATHER

This is not a complete list - this is only the common decals.

| Item # | Part # | Qty | Description |
|--------|--------|-----|---------------------------------------|
| 1 | 62016 | 1 | Decal - Serial# Plate |
| 2 | 62637 | 1 | Decal - Honey Bee Logo 4 x 30 |
| 3 | 62638 | 1 | Decal - Honey Bee Logo 6 x 44 |
| 4 | 62668 | 1 | Decal - Canvas Speed |
| 5 | 64871 | 1 | Decal - Warning - High Pressure Fluid |
| 6 | 64874 | 1 | Decal - Warning - Pinch Points |
| 7 | 68396 | 2 | Decal - Warning - Rotating Parts |
| 8 | 68400 | 3 | Decal - Grease 10 hour |
| 9 | 70026 | 1 | Decal - Warning Transport |
| 10 | 70027 | 1 | Decal - Warning Sharp Section |
| 11 | 70028 | 1 | Decal - Knife Drive |
| 12 | 70050 | 2 | Decal - Warning Cylinder Locks |
| 13 | 70051 | 1 | Decal - Warning Before Serv. |
| 14 | 70055 | 1 | Decal - Caution Secure Reel |
| 15 | 70056 | 1 | Decal - Caution Read Manual |
| 16 | 70060 | 1 | Decal - Product Patent |
| 17 | 71267 | 4 | Decal - Reflector Yellow |
| 18 | 71268 | 4 | Decal - Reflector Red - Header |
| 19 | 71365 | 2 | Decal - Cylinder Lock Warning - Large |
| 20 | 71451 | 2 | Decal - Canvas Adjust. |



1864/08.12.98

Assy 71957 includes items 1 to 20.

71957/swather 98

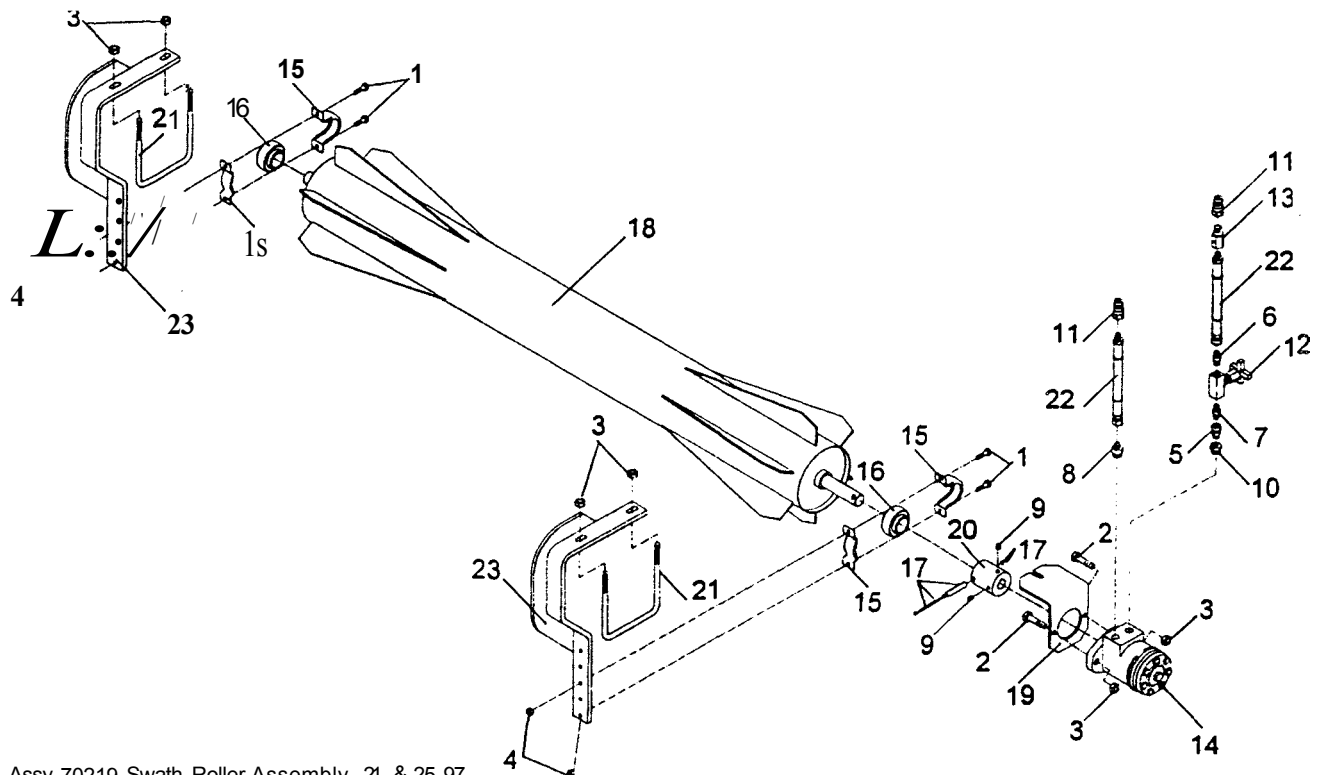
SB -8.08

HONEY BEE MFG.LTD.[306]296-2297

SWATH ROLLER ASSEMBLY - OPTION

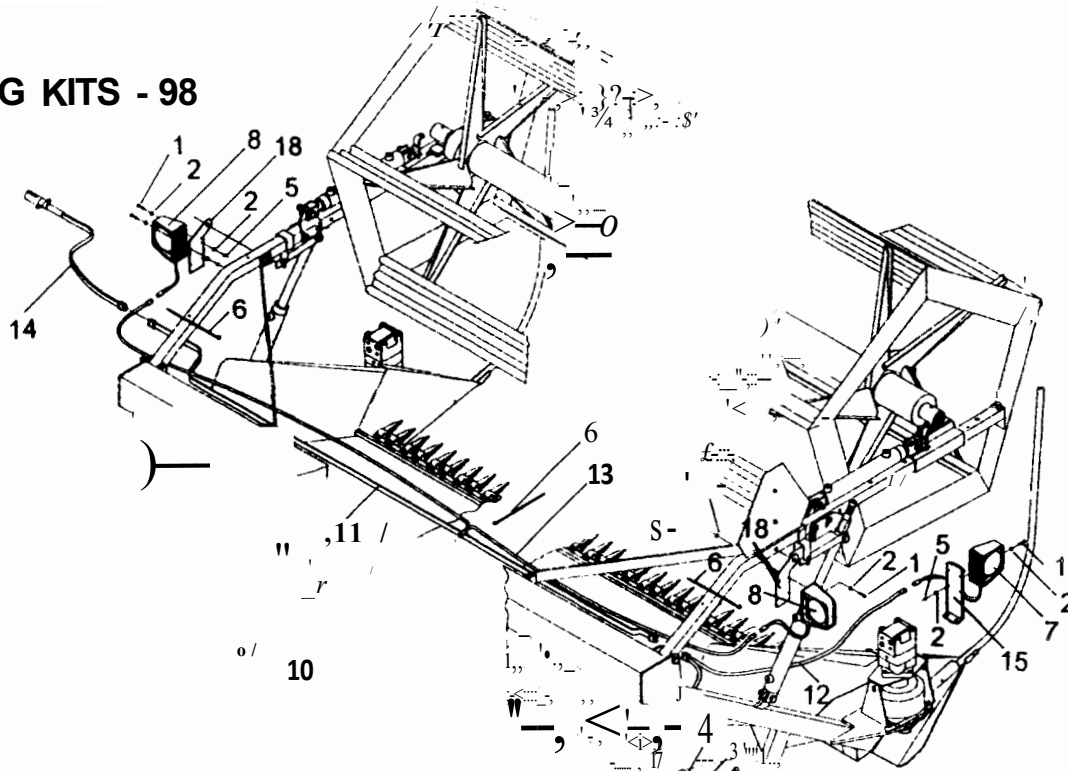
21 ft & 25ft 97 - 30ft & 36ft 97

| Item# | Part# | 21/25 | 30/36 | Description |
|-------|-------|-------|-------|-------------------------------------|
| 1 | 19499 | 4 | 4 | Bolt 3/8 x 1 UNC |
| 2 | 19557 | 2 | 2 | Bolt 1/2 x 1-3/4 UNC |
| 3 | 19975 | 6 | 6 | Nut 1/2 C/Lock |
| 4 | 19981 | 4 | 4 | Nut 3/8 UNC C/Lock |
| 5 | 20976 | 1 | 1 | Adaptor Sw. 6MB - 6FPX |
| 6 | 21134 | 1 | 1 | Nipple 6MJ - 6MP |
| 7 | 21135 | 1 | 1 | Nipple 6MP - 6MP |
| 8 | 21258 | 1 | 1 | Nipple 6MJ -10MB |
| 9 | 21659 | 2 | 2 | Set Screw Sock. 3/8 x 1/2 |
| 10 | 21747 | 1 | 1 | Adaptor 10MB - 6FB |
| 11 | 25020 | 2 | 2 | Q/Coupler 1/2 Male Univ. |
| 12 | 25232 | 1 | 1 | Needle Valve MV - 600S |
| 13 | 25505 | 1 | 1 | Checkvalve 1/2 NPT LT50 - OW |
| 14 | 26076 | 1 | 1 | Motor Hyd. - DAN OMP 50cc |
| 15 | 26111 | 2 | 2 | UD Flange - Bearing PP206 |
| 16 | 61673 | 2 | 2 | Rod Weeder Bearing - 3 Seal |
| 17 | 68236 | 1 | 1 | Roll Pin Kit 2-1/2in 94 |
| 18 | 68973 | 1 | 1 | Swath Roller Wd - 95 |
| 19 | 69411 | 1 | 1 | Plate - Pump Mount - Swath Roller |
| 20 | 69431 | 1 | 1 | Coupler Wd. - Swath Roller |
| 21 | 70063 | - | 2 | U-Bolt - Swath Roller - 30 & 36 |
| 21 | 70064 | 2 | - | U-Bolt - Swath Roller - 21 & 25 |
| 22 | 69539 | 2 | 2 | HH06 80 D606 6FJX - 8MP |
| 23 | 70263 | 2 | - | Swath Roller Mount Wd. - 21 & 25 97 |
| 23 | 70264 | - | 2 | Swath Roller Mount Wd. - 30 & 36 97 |

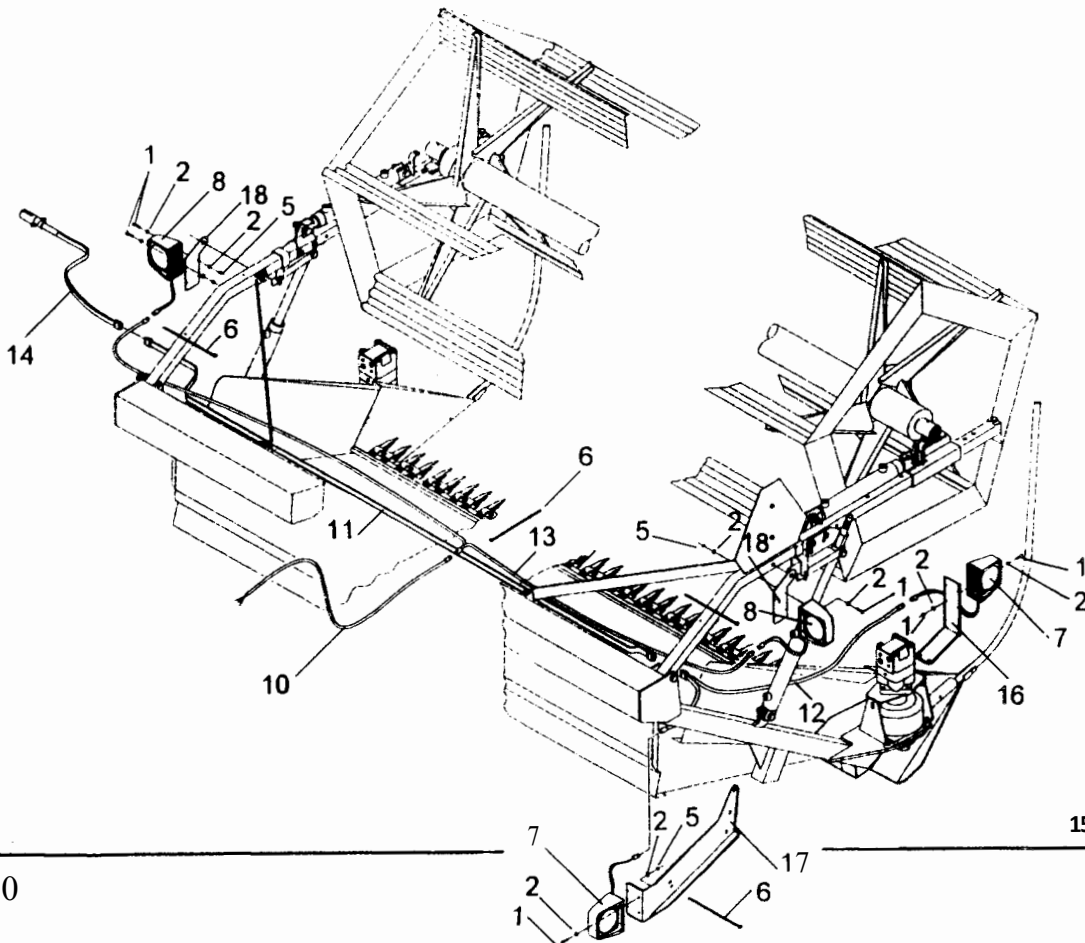
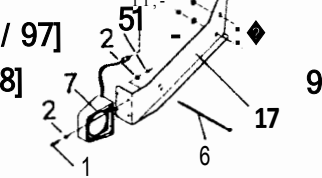


Assy 70219 Swath Roller Assembly- 21 & 25 97
 Assy 70220 Swath Roller Assembly - 30 & 36 97

WIRING KITS - 98



Includes Light Assy - Add On Kit [All Sizes / 97]
& Light Mount - AddOn [All Sizes / 98]



WIRING KITS - 98

Includes Light Assl - Add On Kit [All Sizes/ 97] & Light Mount - Add On [All Sizes / 98 J

| Item# | Part# | 97 | 98 | Description |
|-------|-------|----|----|------------------------------|
| 1 | 19454 | 16 | 16 | Bolt 1/4 x 1 UNC |
| 2 | 19920 | 32 | 32 | Washer Flat 1/4 |
| 3 | 19922 | 2 | - | Washer Flat 3/8 |
| 4 | 19981 | 2 | - | Nut 3/8 UNC C/Lock |
| 5 | 26265 | 16 | 16 | Nut 1/4 UNC C/Lock |
| 6 | 26775 | 20 | 20 | Cable Tie Back 6-1/2 |
| 7 | 26768 | 2 | 2 | Lamp - Red Stop, Turn & Tail |
| 8 | 26769 | 2 | 2 | Lamp-Amber |
| 9 | 70910 | 1 | - | U-Bolt 3/8 x 3-3/4 x 3-1/8 |
| 10 | 71166 | 1 | 1 | Harness 10ft Pigtail |
| 11 | 71167 | 1 | 1 | Harness 46ft Extension |
| 12 | 71169 | 1 | 1 | Harness 6ft Wishbone |
| 13 | 71170 | 1 | 1 | Harness - Warning Flashers |
| 14 | 71171 | 1 | 1 | Harness 6ft - Trailer Plug |
| 15 | 71173 | 1 | - | Bracket - Light RH Tail Old |
| 16 | 71174 | - | 1 | Bracket - Light RH Tail |
| 17 | 71175 | 1 | 1 | Bracket - Light LH Tail |
| 18 | 71176 | 2 | 2 | Bracket - Light Flashers |

| | | |
|------|-------|--|
| Assy | 71172 | - Wiring Kit - Common Table 98 Includes Item #'s 7, 8, 10, 11, 12, 13 & 14. |
| Assy | 71177 | - Light Assy • Add On Kit 97 Includes Item #'s 1, 2, 3, 4, 5, 6, 9, 15, 17, 18 & Assy 71172 |
| Assy | 71185 | · Light Mount Assy - Add On 98 Includes Item #'s 1, 2, 5, 6, 16, 17, 18 & Assy 71172 |

1558/01.21.98

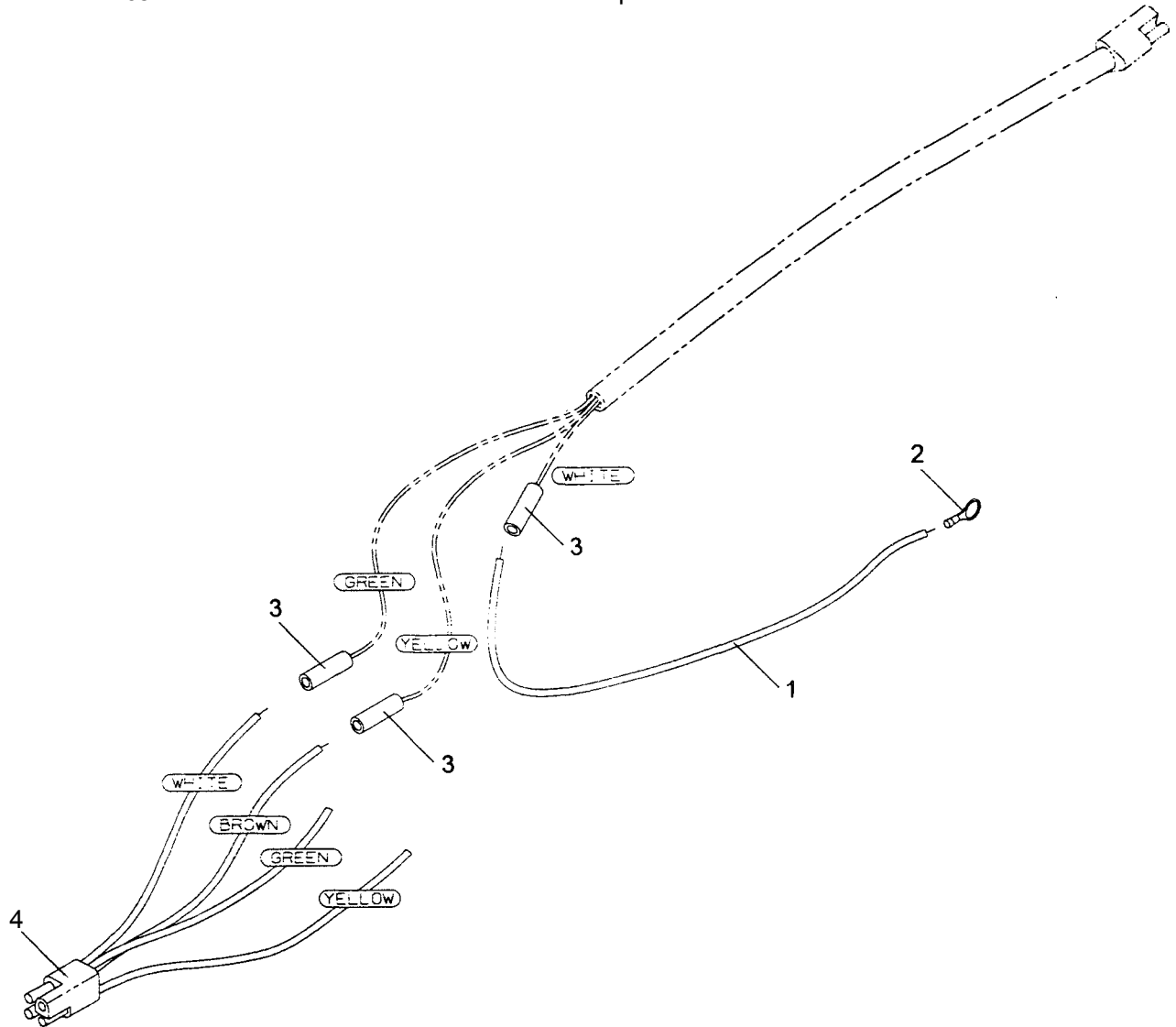
SB- 8.11

HONEY BEE MFG.LTD., BOX 120, FRONTIER, SASK SON OWO. PHONE 296-2297, FAX 296-2165.

NOTES

WIRE - LIGHT PLUG - CASE 8870

| Item# | Part# | Qty | Description |
|-------|-------|------|----------------------------|
| 1 | 11842 | 60.0 | 16 Ga. Wire - Green |
| 2 | 25248 | 1 | Ring 3/8 Insu. 16-14 V/FL |
| 3 | 25418 | 3 | Butt.Conn.Insu. 16-14 V/FL |
| 4 | 26814 | 1 | Connector - 4 Contac Sq. M |



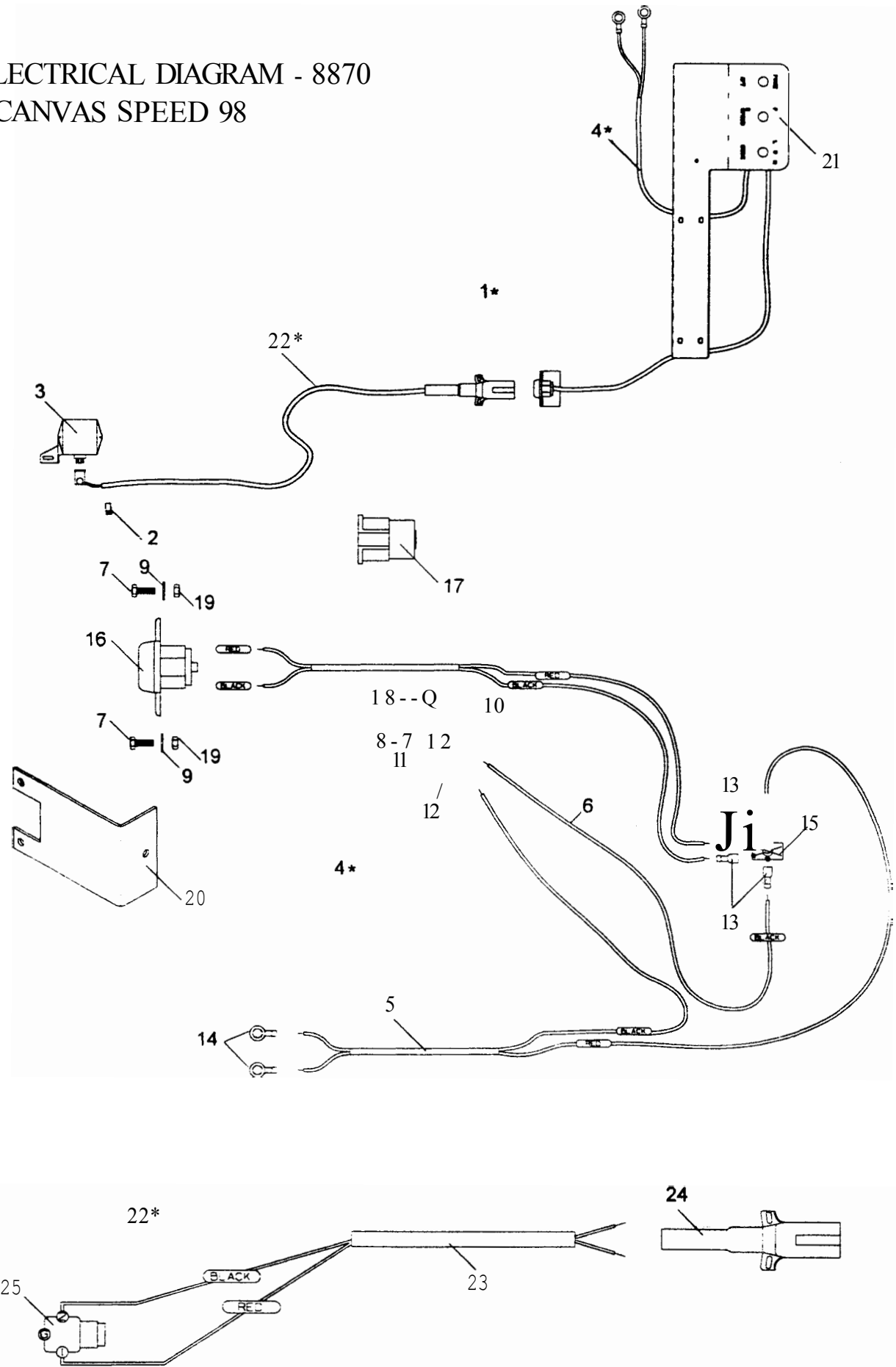
Assy 71942 Wire-Light Plug-Case 8870 Includes Items 1 to 4.

1902/10.09.98

Case/IH

ELECTRICAL DIAGRAM - 8870

- CANVAS SPEED 98



1907/10.30.98

ELECTRICAL DIAGRAM - 8870 - CANVAS SPEED 98

| Item# | Part# | Qty | Description |
|-------|-------|-------------|---|
| 1* | 71838 | 1 | Elec.Diagram - 8870 Canvas Speed |
| 2 | 25745 | 1 | <i>Cable Clamp - 112" Insu.</i> |
| 3 | 69650 | 1 | Remote Reel Speed Control |
| 4* | 71832 | 1 | Panel Wiring - 8870 Canvas |
| 5 | 11828 | 1-36 & 1-48 | 14Ga. 2 Strand Cable |
| 6 | 11844 | 3.0 | 16Ga. Wire - Black |
| 7 | 19452 | 2 | Bolt 114 x 3/4 UNC |
| 8 | 19720 | 1 | #10-32 x 112 Machine Screw |
| 9 | 19920 | 2 | Washer Flat 114 |
| 10 | 19987 | 1 | Nut#10/32 |
| 11 | 19996 | 1 | Washer Flat #1 O |
| 12 | 25168 | 2 | Ring #10 Insu. 16-14 VIFL |
| 13 | 25169 | 4 | Q/Conn-F-FlInsu 16-14 |
| 14 | 25378 | 2 | Ring 114 Insu. 16-14 VIFL |
| 15 | 25432 | 1 | Switch - Mom. ON DPDT SRD. SC |
| 16 | 25734 | 1 | Socket 7 Pole |
| 17 | 25735 | 1 | Rubber Boot - 7 Pole Socket |
| 18 | 25745 | 1 | Cable Clamp - 112" Insu. |
| 19 | 26265 | 2 | Nut 1/4 UNC C/Lock |
| 20 | 70216 | 1 | Mount - Control Box 2450 |
| 21 | 71809 | 1 | Control Panel - IH 8870 98 |
| 22* | 71834 | 1 | Wire - Actuators - 8870 Canvas |
| 23 | 11828 | 168.0 | 14Ga. 2 Strand Cable |
| 24 | 25733 | 1 | Plug 7-Pole cAv Protector |
| 25 | 26611 | 1 | Hirschmann Conn-Female |

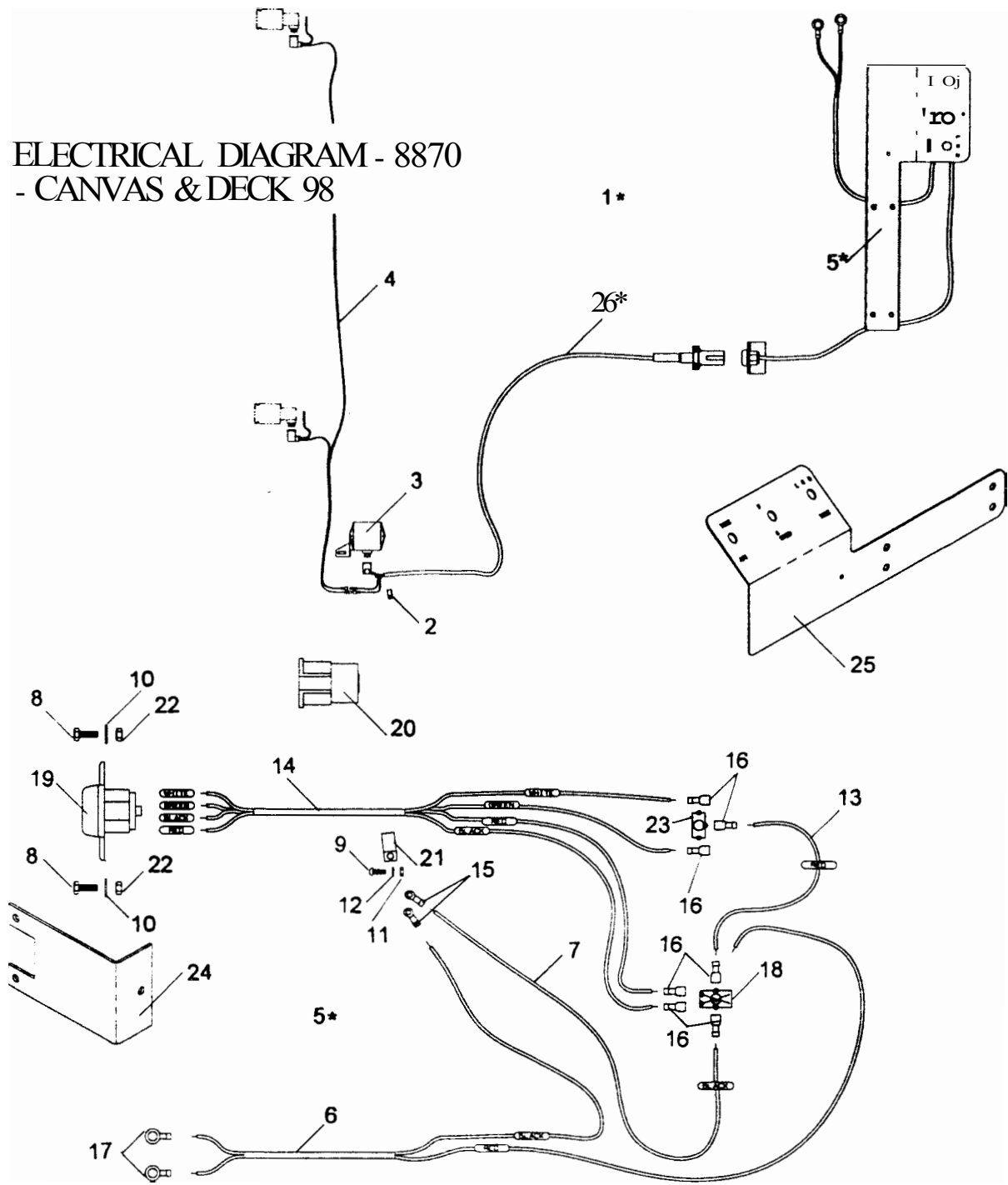
Note: **Remote Reel Speed Control** Information is available in the **Hydraulics** Section.

Assy 71838 Includes Items 1 to 25.

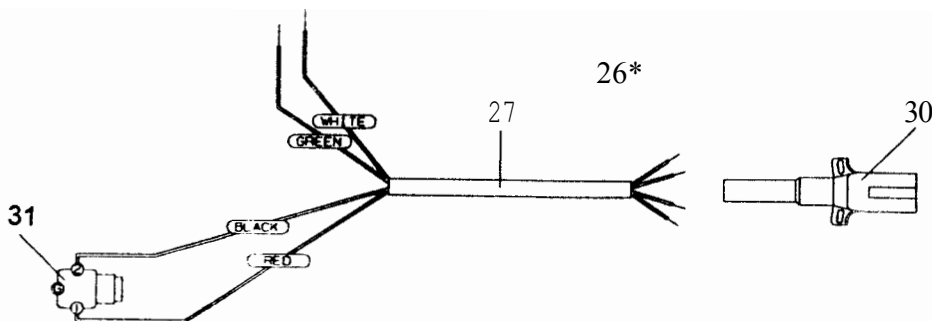
Assy 71832 Includes Items 5 to 21.

Assy 71834 Includes Items 23 to 25.

ELECTRICAL DIAGRAM - 8870
 - CANVAS & DECK 98



2a7it--2s



ELECTRICAL DIAGRAM - 8870 - CANVAS & DECK 98

| Item# | Part# | Qty | Description |
|-------|--------------|-------|--|
| 1* | 71840 | 1 | Elec. Dia-8870 Cnvs & Deck |
| 2 | 25745 | 1 | Cable Clamp - 112" Insu. |
| 3 | 69650 | 1 | Remote Reel Speed Control |
| 4 | 70672 | 1 | Harness - Deck Shift 9030 97 |
| 5* | 71833 | 1 | Panel Wiring • 8870 CN & DK |
| 6 | 11828 | 36.0 | 14Ga. 2 Strand Cable |
| 7 | 11844 | 3.0 | 16Ga. Wire - Black |
| 8 | 19452 | 2 | Bolt 1/4 x 3/4 UNC |
| 9 | 19720 | 1 | #10-32 x 112 Machine Screw |
| 10 | 19920 | 2 | Washer Flat 114 |
| 11 | 19987 | 1 | Nut#10/32 |
| 12 | 19996 | 1 | Washer Flat #10 |
| 13 | 21562 | 3.0 | 16Ga. Wire - Red |
| 14 | 21577 | 48.0 | 16Ga. Wire 4 Strand |
| 15 | 25168 | 2 | Ring #10 Insu. 16-14 VIFL |
| 16 | 25169 | 7 | Q/Conn-F-F/Insu 16-14 .25 |
| 17 | 25378 | 2 | Ring 114 Insu 16-14 VIFL |
| 18 | 25432 | 1 | Switch - Mom. ON DPDT STD. SC |
| 19 | 25734 | 1 | Socket 7 - Pole |
| 20 | 25735 | 1 | Rubber Boot - 7 Pole Socket |
| 21 | 25745 | 1 | Cable Clamp - 112" Insu |
| 22 | 26265 | 2 | Nut 1/4 UNC C/Lock |
| 23 | 26573 | 1 | Switch - SPOT STD.SC |
| 24 | 70216 | 1 | Mount - Control Box 2450 |
| 25 | 71809 | 1 | Control Panel - IH 8870 98 |
| 26* | 71836 | 1 | Wire - Actuators-8870 CN & DK |
| 27 | 21577 | 168.0 | 16Ga. Wire 4 Strand |
| 28 | 25169 | 1 | Q/Conn-F-F/Insu 16-14 .25 |
| 29 | 25170 | 1 | Q/Conn-M-F/Insu 16-14 .25 |
| 30 | 25733 | 1 | Plug 7-Pole clw Protector |
| 31 | 26611 | 1 | Hirschmann Conn - Female |

Note: **Remote Reel Speed Control** Information is available in the **Hydraulics** Section.

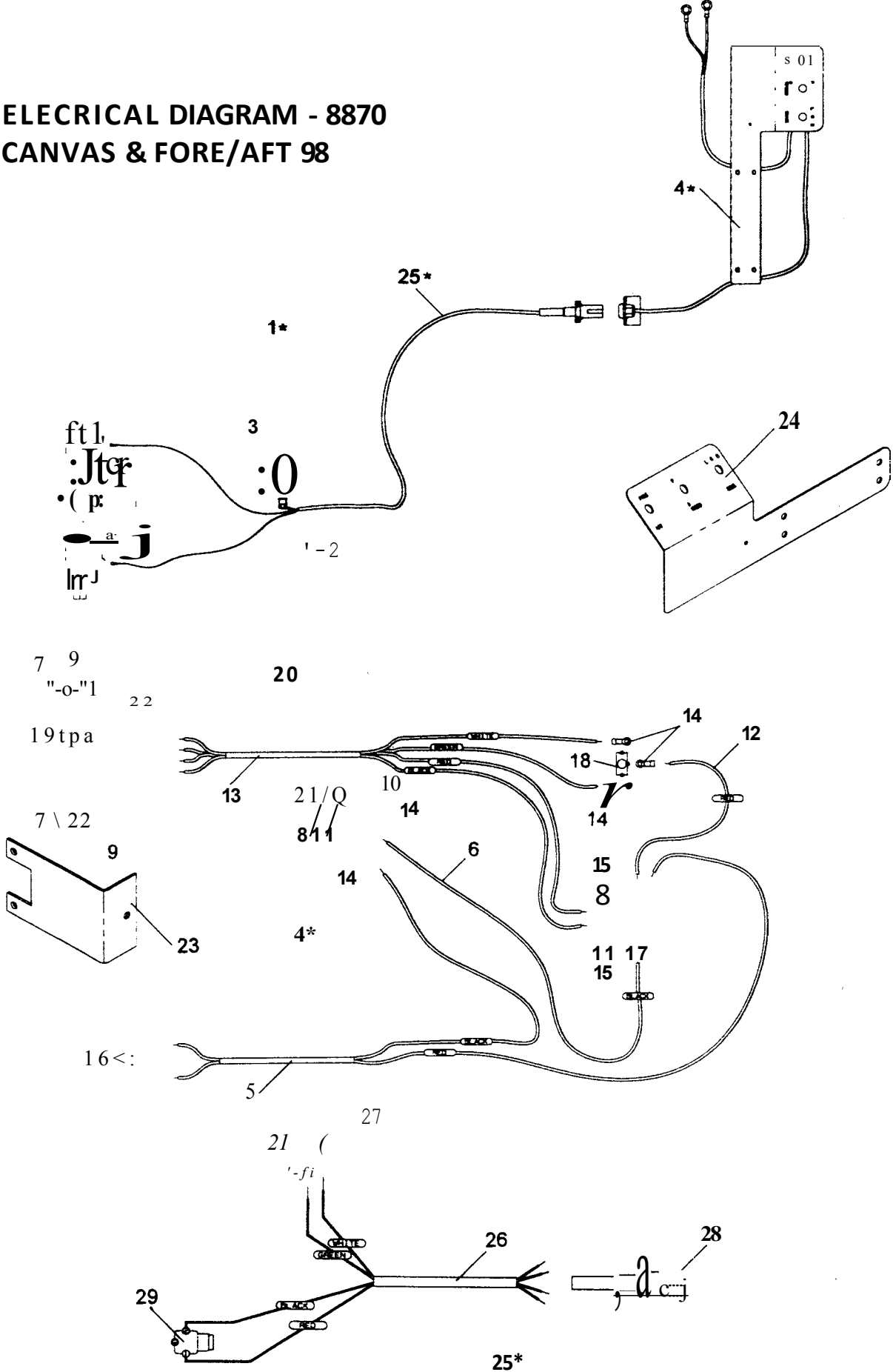
Assy 71840 Includes Items 1* to 31.
 Assy 71833 Includes Items 5* to 25.
 Assy 71836 Includes Items 26* to 31.
 1909/11.02.98

8870

SB... 8.17

ELECTRICAL DIAGRAM - 8870

CANVAS & FORE/AFT 98



ELECTRICAL DIAGRAM - 8870 CANVAS & FORE/AFT 98

| Item# | Part# | Qty | Description |
|-------|--------------|----------|--|
| 1* | 71952 | 1 | Elec.Dia-8870 Cnvs & FIA |
| 2 | 25745 | 1 | Cable Clamp - 1/2" Insu. |
| 3 | 69650 | 1 | Remote Reel Speed Control |
| 4* | 71948 | 1 | Panel Wiring -8870 CN & FA |
| 5 | 11828 | 36.0 | 14Ga 2 Strand Cable |
| 6 | 11844 | 3.0 | 16Ga. Wire - Black |
| 7 | 19452 | 2 | Bolt 1/4 x 3/4 UNC |
| 8 | 19720 | 1 | #10-32 x 1 a Machine Screw |
| 9 | 19920 | 2 | Washer Flat 114 |
| 10 | 19987 | 1 | Nut#10/32 |
| 11 | 19996 | 1 | Washer Flat #1 O |
| 12 | 21562 | 3.0 | 16Ga. Wire - Red |
| 13 | 21577 | 48.0 | .16Ga. Wire 4 Strand |
| 14 | 25168 | 5 | Ring #10 Insu. 16-14 VIFL |
| 15 | 25169 | 4 | Q/Conn-F-FlInsu 16-14 .25 |
| 16 | 25378 | 2 | Ring 1/4 Insu 16-14 VIFL |
| 17 | 25432 | 1 | Switch-Mom.ON DPDT STD.SC |
| 18 | 25534 | 1 | Switch-Mom.ON SPOT STD.SC |
| 19 | 25734 | 1 | Socket 7 Pole |
| 20 | 25735 | 1 | Rubber Boot - 7 Pole Socket |
| 21 | 25745 | 1 | Cable Clamp - 1r2" Insu. |
| 22 | 26265 | 2 | Nut 1/4 UNC C/Lock |
| 23 | 70216 | 1 | Mount - Control Box 2450 |
| 24 | 71809 | 1 | Control Panel - IH 8870 98 |
| 25* | 71950 | 1 | Wire - Actuators-8870 CN & FA |
| 26 | 21577 | 168.0 | 16Ga. Wire 4 Strand |
| 27 | 25169 | 2 | Q/Conn-F-FlInsu 16-14 .25 |
| 28 | 25733 | 1 | Plug 7-Pole cAv Protector |
| 29 | 26611 | 1 | Hirschmann Conn-Female |

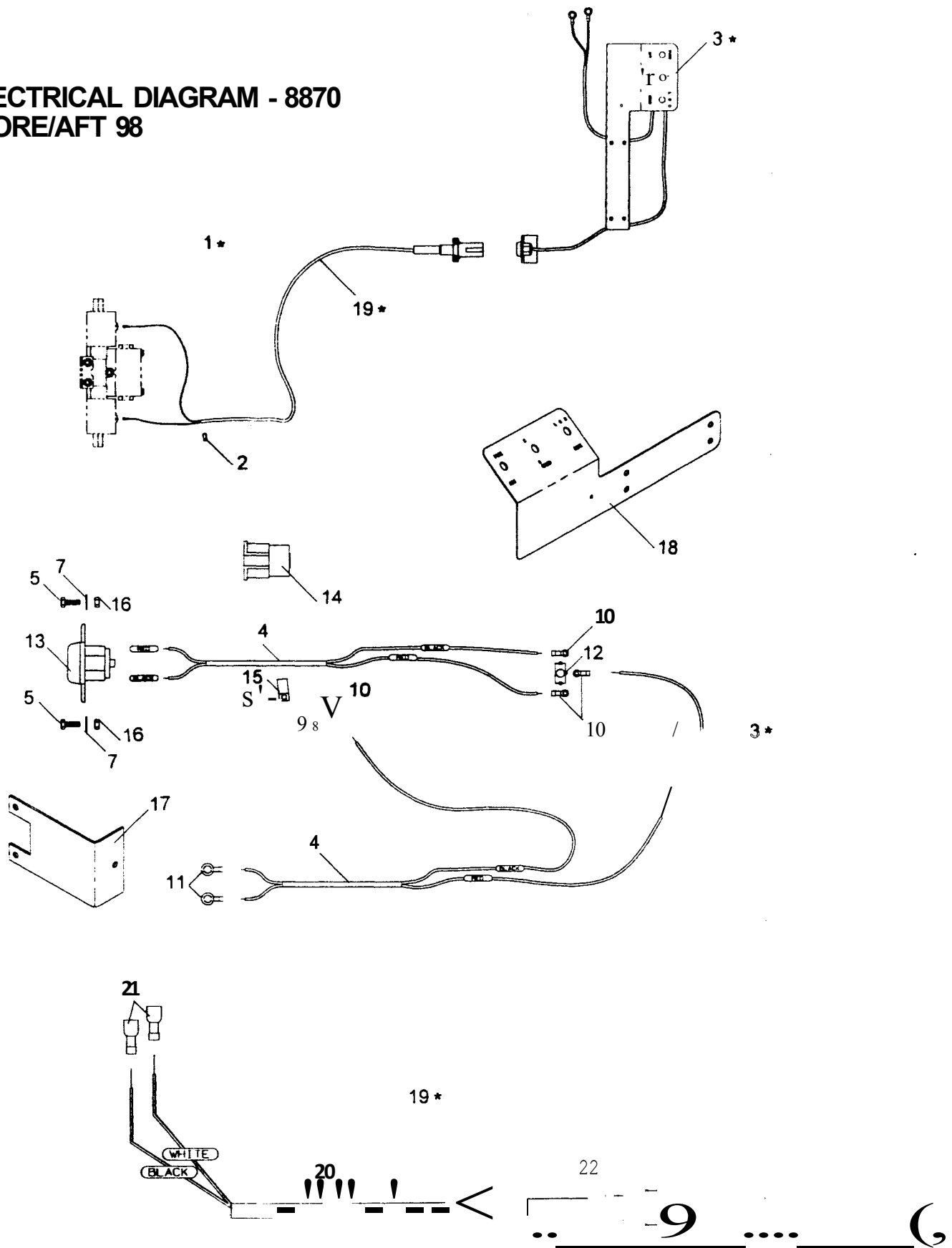
Note: **Remote Reel Speed Control** Information is available in the **Hydraulics** Section.

Assy 71952 Includes Items 1* to 29.

Assy 71948 Includes Items 4* to 24.

Assy 71950 Includes Items 25* to 29.

ELECTRICAL DIAGRAM - 8870 - FORE/AFT 98

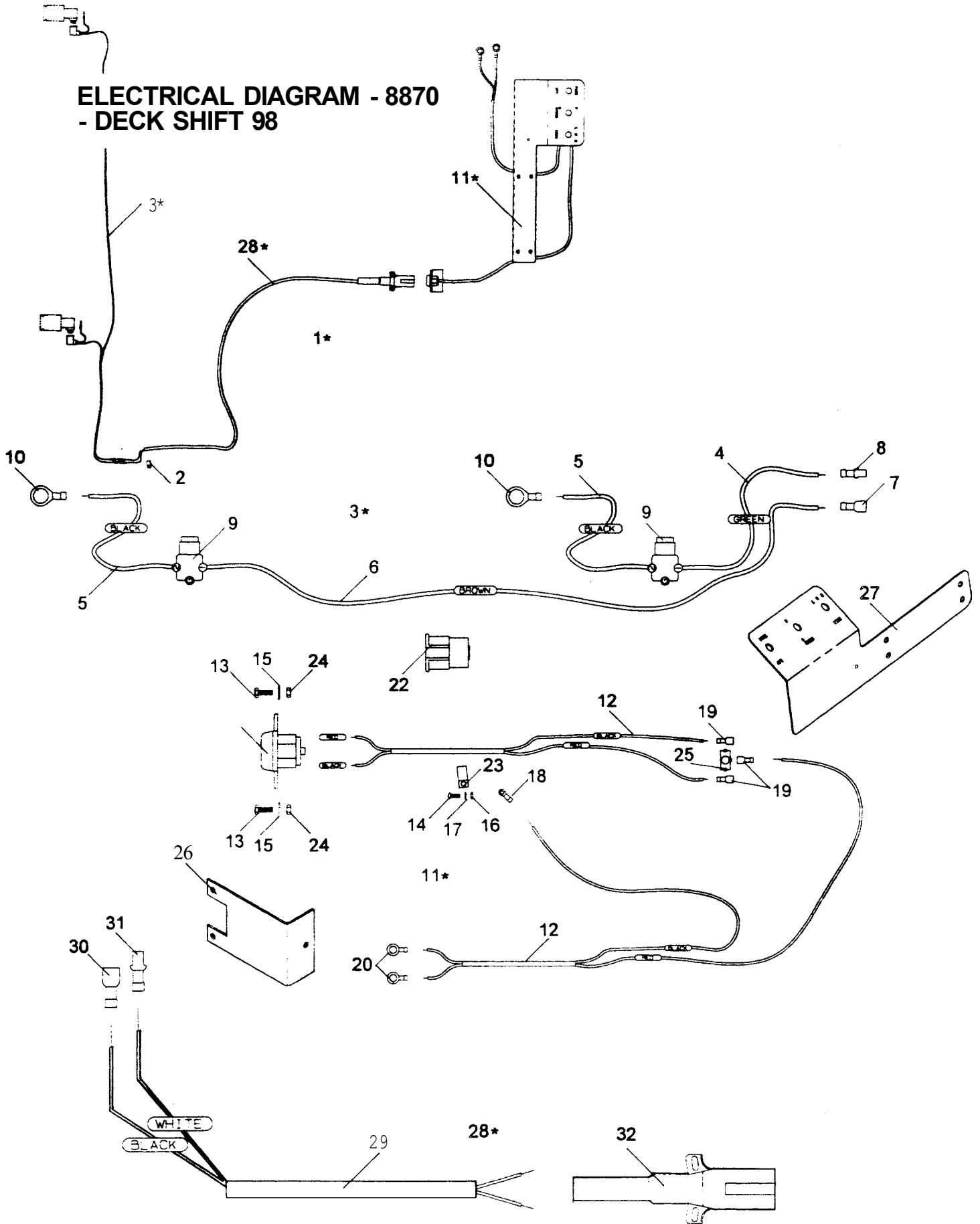


ELECTRICAL DIAGRAM - 8870 - FORE/AFT 98

| Item# | Part# | Qty | Description |
|-------|-------|-------------|--------------------------------|
| 1* | 71951 | 1 | Elec.Dia-8870-Fore/Aft |
| 2 | 25745 | 1 | Cable Clamp - 112" Insu. |
| 3* | 71947 | 1 | Panel Wiring - 8870 FIA |
| 4 | 11828 | 1-36 & 1-48 | 14Ga. 2 Strand Cable |
| 5 | 19452 | 2 | Bolt 1/4 x 3/4 UNC |
| 6 | 19720 | 1 | #10-32 x 1/2 Machine Screw |
| 7 | 19920 | 2 | Washer Flat 1/4 |
| 8 | 19987 | 1 | Nut#10/32 |
| 9 | 19996 | 1 | Washer Flat #10 |
| 10 | 25168 | 4 | Ring #10 Insu. 16-14 VIFL |
| 11 | 25378 | 2 | Ring 1/4 Insu 16-14 VIFL |
| 12 | 25534 | 1 | Switch-Mom.ON SPDT STD. SC |
| 13 | 25734 | 1 | Socket 7-Pole |
| 14 | 25735 | 1 | Rubber Boot - 7 Pole Socket |
| 15 | 25745 | 1 | Cable Clamp - 112" Insu |
| 16 | 26265 | 2 | Nut 1/4 UNC C/Lock |
| 17 | 70216 | 1 | Mount - Control Box 2450 |
| 18 | 71809 | 1 | Control Panel - IH 8870 98 |
| 19* | 71949 | 1 | Wire-Actuators 8870 FIA |
| 20 | 11828 | 168.0 | 14Ga. 2 Strand Cable |
| 21 | 25169 | 2 | Q/Conn-F-FlInsu 16-14 .25 |
| 22 | 25733 | 1 | Plug 7 - Pole clw Protectors |

Assy 71951 Includes Items 1* to 22.
 Assy 71947 Includes Items 3* to 18.
 Assy 71949 Includes Items 19* to 22.

ELECTRICAL DIAGRAM - 8870 - DECK SHIFT 98



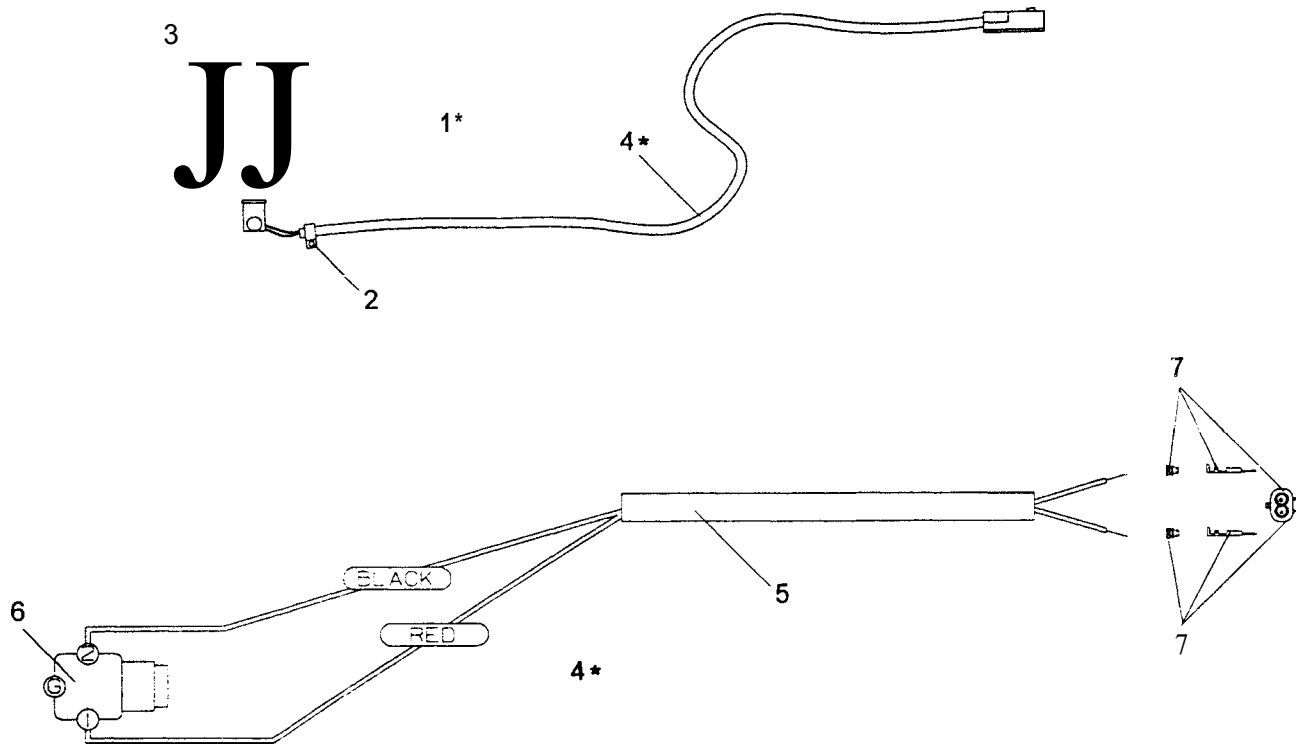
ELECTRICAL DIAGRAM - 8870 - DECK SHIFT 98

| Item# | Part# | Qty | Description |
|-------|-------|-------------|---------------------------------------|
| 1* | 71839 | 1 | Elec.Diagram - 8870 Deck Shift |
| 2 | 25745 | 1 | Cable Clamp - 112 "Insu. |
| 3* | 70672 | 1 | Harness - Deck Shift 9030 97 |
| 4 | 11842 | 24.0 | 16Ga. Wire - Green |
| 5 | 11844 | 2-8.0 | 16Ga. Wire - Black |
| 6 | 11847 | 135.0 | 16Ga. Wire - Brown |
| 7 | 25169 | 1 | Q/Conn-F-FlInsu 16-14 .25 |
| 8 | 25170 | 1 | Q/Conn-M-FlInsu 16-14 .25 |
| 9 | 26611 | 2 | Hirschmann Conn - Female |
| 10 | 26633 | 2 | Ring 112 Insu 16-14 WISL |
| 11* | 71831 | 1 | Panel Wiring - 8870 Deck Shift |
| 12 | 11828 | 1-36 & 1-48 | 14Ga. 2 Strand Cable |
| 13 | 19452 | 2 | Bolt 1/4 x 3/4 UNG |
| 14 | 19720 | 1 | #10- 32 x 112 Machine Screw |
| 15 | 19920 | 2 | Washer Flat 114 |
| 16 | 19987 | 1 | Nut#10/32 |
| 17 | 19996 | 1 | Washer Flat #10 |
| 18 | 25168 | 1 | Ring #10 Insu. 16-14 VIFL |
| 19 | 25169 | 3 | Q/Conn-F-FlInsu 16-14 .25 |
| 20 | 25378 | 2 | Ring 1/4 Insu. 16-14 VIFL |
| 21 | 25734 | 1 | Socket 7-Pole |
| 22 | 25735 | 1 | Rubber Boot - 7 Pole Socket |
| 23 | 25745 | 1 | Cable Clamp - 112" Insu. |
| 24 | 26265 | 2 | Nut 1/4 UNG CILock |
| 25 | 26573 | 1 | Switch- SPOT STD.SC |
| 26 | 70216 | 1 | Mount - Control Box 2450 |
| 27 | 71809 | 1 | Control Panel - IH 8870 98 |
| 28* | 71835 | 1 | Wire - Actuators 8870 Decks |
| 29 | 11828 | 168.0 | 14Ga. 2 Strand Cable |
| 30 | 25169 | 1 | Q/Conn-F-FlInsu. 16-14 .25 |
| 31 | 25170 | 1 | Q/Conn-M-F/Insu. 16-14 .25 |
| 32 | 25733 | 1 | Plug 7-Pole clw Protector |

Assy 71839 Includes Items 1 to 32.
 Assy 70672 Includes Items 3* to 10.
 Assy 71831 Includes Items 11* to 27.
 Assy 71835 Includes Items 28* to 32.

ELECTRICAL DIAGRAM - 8870 - REEL SPEED 98

| Item# | Part# | Qty | Description |
|-------|-------|-------|------------------------------|
| 1* | 71841 | 1 | Elec.Dia-8870 Reel Speed |
| 2 | 25745 | 1 | Cable Clamp - 11/2" Insu. |
| 3 | 69650 | 1 | Remote Reel Speed Control |
| 4* | 71837 | 1 | Wire - Actuators - 8870 Reel |
| 5 | 11828 | 132.0 | 14Ga. 2 Strand Cable |
| 6 | 26611 | 1 | Hirschmann Conn.-Female |
| 7 | 26813 | 1 | Connector Set - WP 2 Male |



Note: **Remote Reel Speed Control** Information is available in the **Hydraulics** Section.

Assy 71841 Includes Items 1 to 7.

Assy 71837 Includes Items 5 to 7.

1906/10.30.98

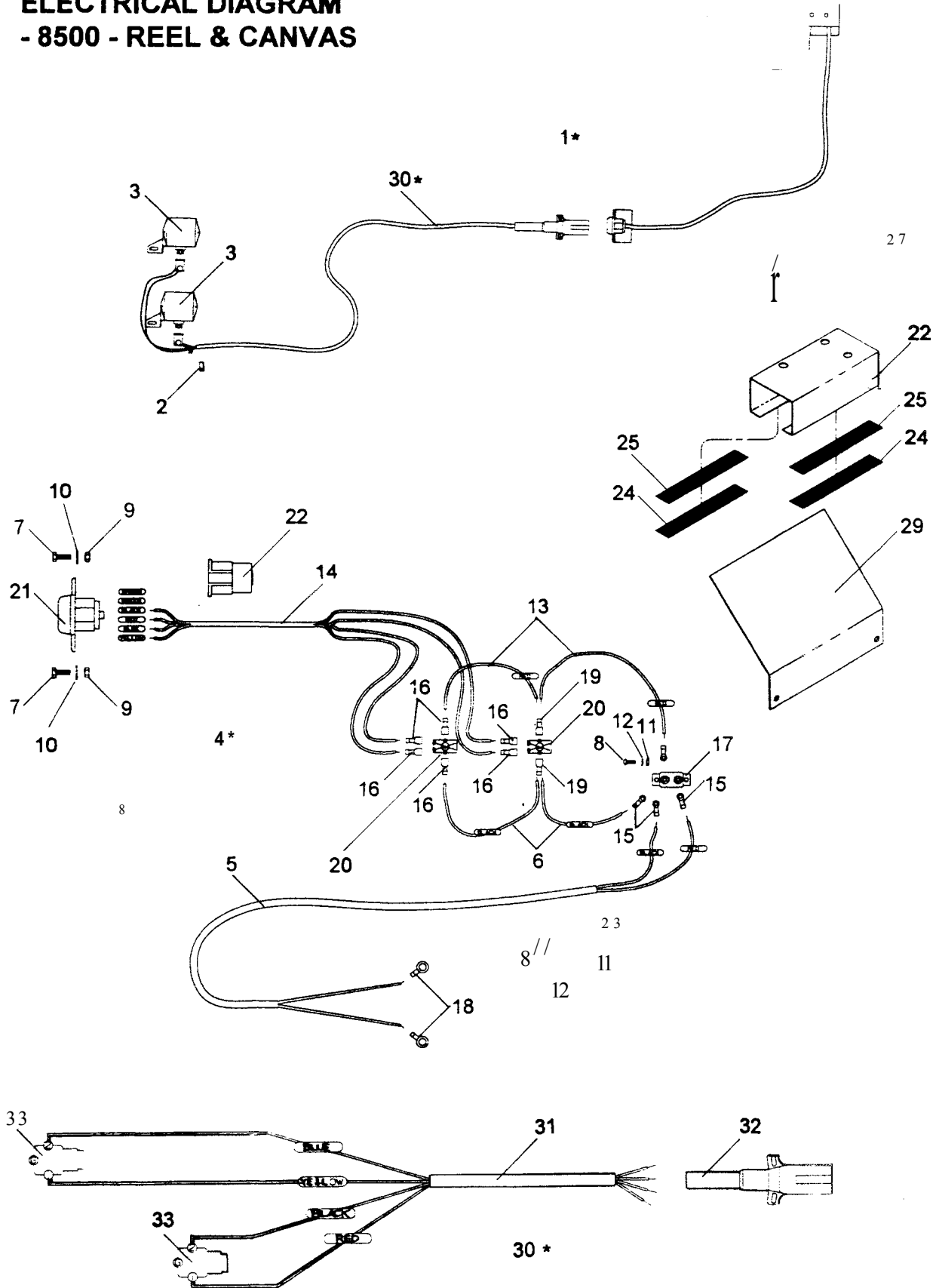
8870

HONEY BEE MFG.LTD, BOX 120, FRONTIER, SASK. SON OWO. PHONE 296-2297, FAX 296-2165.

NOTES

tJ

ELECTRICAL DIAGRAM - 8500 - REEL & CANVAS



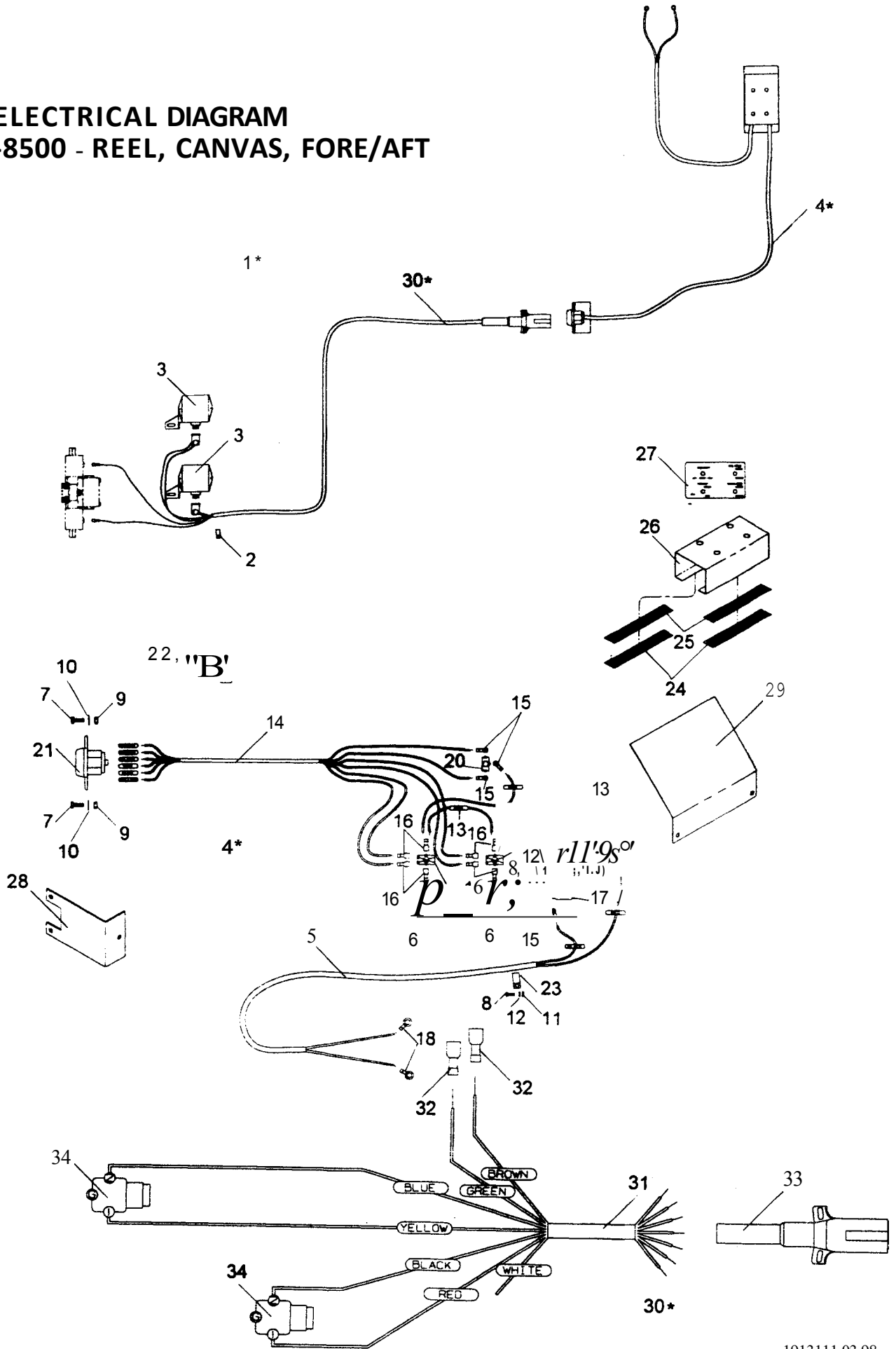
ELECTRICAL DIAGRAM - 8500 REEL & CANVAS 98

| Item# | Part# | Qty | Description |
|-------|-------|-------|--|
| 1* | 71796 | 1 | Elec.Dia-8500 Reel & Cnvs |
| 2 | 25745 | 1 | Cable Clamp - 112' Insu. |
| 3 | 69650 | 2 | Remote Reel Speed Control |
| 4* | 71788 | 1 | Panel Wiring - 8500 - Rel & Cnvs |
| 5 | 11828 | 36.0 | 14Ga. 2 Strand Cable |
| 6 | 11844 | 2-3.0 | 16Ga. Wire - Black |
| 7 | 19452 | 2 | Bolt 1/4 x 3/4 UNC |
| 8 | 19720 | 2 | #10-32 x 112 Machine Screw |
| 9 | 19900 | 2 | Nut 114 UNC F/Lock |
| 10 | 19920 | 2 | Washer Flat 114 |
| 11 | 19987 | 2 | Nut#10/32 |
| 12 | 19996 | 2 | Washer Flat #10 |
| 13 | 21562 | 2-3.0 | 16Ga. Wire - Red |
| 14 | 21577 | 120.0 | 16Ga. Wire 4 Strand |
| 15 | 25168 | 4 | Ring #10 Insu. 16-14 V/FL |
| 16 | 25169 | 6 | Q/Conn-F-FlInsu 16-14 .25 |
| 17 | 25204 | 1 | Circuit Breaker 10 Amp - Tab |
| 18 | 25378 | 2 | Ring 114 Insu. 16-14 VIFL |
| 19 | 25431 | 2 | Q/Conn-F-Insu 12-10 .25 |
| 20 | 25432 | 2 | Switch - Mom.ON DPDT STD.SC |
| 21 | 25734 | 1 | Socket 7 - Pole |
| 22 | 25735 | 1 | Rubber Boot - 7 Pole Socket |
| 23 | 25745 | 1 | Cable Clamp - 112 "Insu. |
| 24 | 68563 | 2 | Velcro Strip - Loop - 6 in. |
| 25 | 68564 | 2 | Velcro Strip - Hook - 6 in. |
| 26 | 68565 | 1 | Control Box - NH2450 95 |
| 27 | 68593 | 1 | Decal - Power Unit Control Box |
| 28 | 70216 | 1 | Mount - Control Box 2450 |
| 29 | 71800 | 1 | Mount - Control Box - 8500 98 |
| 30* | 71792 | 1 | Wire - Actuators - 8500 RI & Cnvs |
| 31 | 21577 | 168.0 | 16Ga. Wire 4 Strand |
| 32 | 25733 | 1 | Plug 7-Pole dW Protector |
| 33 | 26611 | 2 | Hirschmann Conn-Female |

Note: **Remote Reel Speed Control** Information is available in the **Hydraulics** Section

Assy 71796 Includes Items 1* to 33.
 Assy 71788 Includes Items 4* to 29.
 Assy 71792 Includes Items 30* to 33.

ELECTRICAL DIAGRAM -8500 - REEL, CANVAS, FORE/AFT



ELECTRICAL DIAGRAM - 8500 REEL, CANVAS, FORE/AFT

| Item# | Part# | Qty | Description |
|-------|--------------|-------|---|
| 1* | 71932 | 1 | Elec.Dia - 8500 RI,Cn & F/A |
| 2 | 25745 | 1 | Cable Clamp - 112' Insu |
| 3 | 69650 | 2 | Remote Reel Speed Control |
| 4* | 71928 | 1 | Panel Wiring - 8500 RI,Cn & FA |
| 5 | 11828 | 1 | 14Ga. 2 Strand Cable |
| 6 | 11844 | 2 | 16Ga. Wire - Black |
| 7 | 19452 | 2 | Bolt 1/4 x 3/4 UNG |
| 8 | 19720 | 2 | #10-32 x 112 Machine Screw |
| 9 | 19900 | 2 | Nut 1/4 UNG F/Lock |
| 10 | 19920 | 2 | Washer Flat 114 |
| 11 | 19987 | 2 | Nut#10/32 |
| 12 | 19996 | 2 | Washer Flat #10 |
| 13 | 21562 | 3 | 16Ga. Wire - Red |
| 14 | 21847 | 1 | Wire 14Ga. 7 Strand |
| 15 | 25168 | 7 | Ring #10 Insu. 16-14 V/FL |
| 16 | 25169 | 8 | Q/Conn-F-FlInsu 16-14 .25 |
| 17 | 25204 | 1 | Circuit Breaker 10 Amp - Tab |
| 18 | 25378 | 2 | Ring 114 Insu 16-14 VIFL |
| 19 | 25432 | 2 | Switch- Mom.ON DPDT STD.SC |
| 20 | 25534 | 1 | Switch - Mom.ON SPOT STD.SC |
| 21 | 25734 | 1 | Socket 7 - Pole |
| 22 | 25735 | 1 | Rubber Boot - 7 Pole Socket |
| 23 | 25745 | 1 | Cable Clamp - 112' Insu. |
| 24 | 68563 | 2 | Velcro Strip - Loop - 6in. |
| 25 | 68564 | 2 | Velcro Strip - Hook- 6in. |
| 26 | 68565 | 1 | Control Box - NH2450 95 |
| 27 | 68593 | 1 | Decal - Pwr Unit Control Box |
| 28 | 70216 | 1 | Mount - Control Box 2450 |
| 29 | 71800 | 1 | Mount - Control Box - 8500 98 |
| 30* | 71930 | 1 | Wire -Actuate - 8500 RL,CNFA |
| 31 | 21847 | 168.0 | Wire 14Ga. 7 Strand |
| 32 | 25169 | 2 | Q/Conn-F-FlInsu 16-14 .25 |
| 33 | 25733 | 1 | Plug 7-Pole clw Protector |
| 34 | 26611 | 2 | Hirschmann Conn-Female |

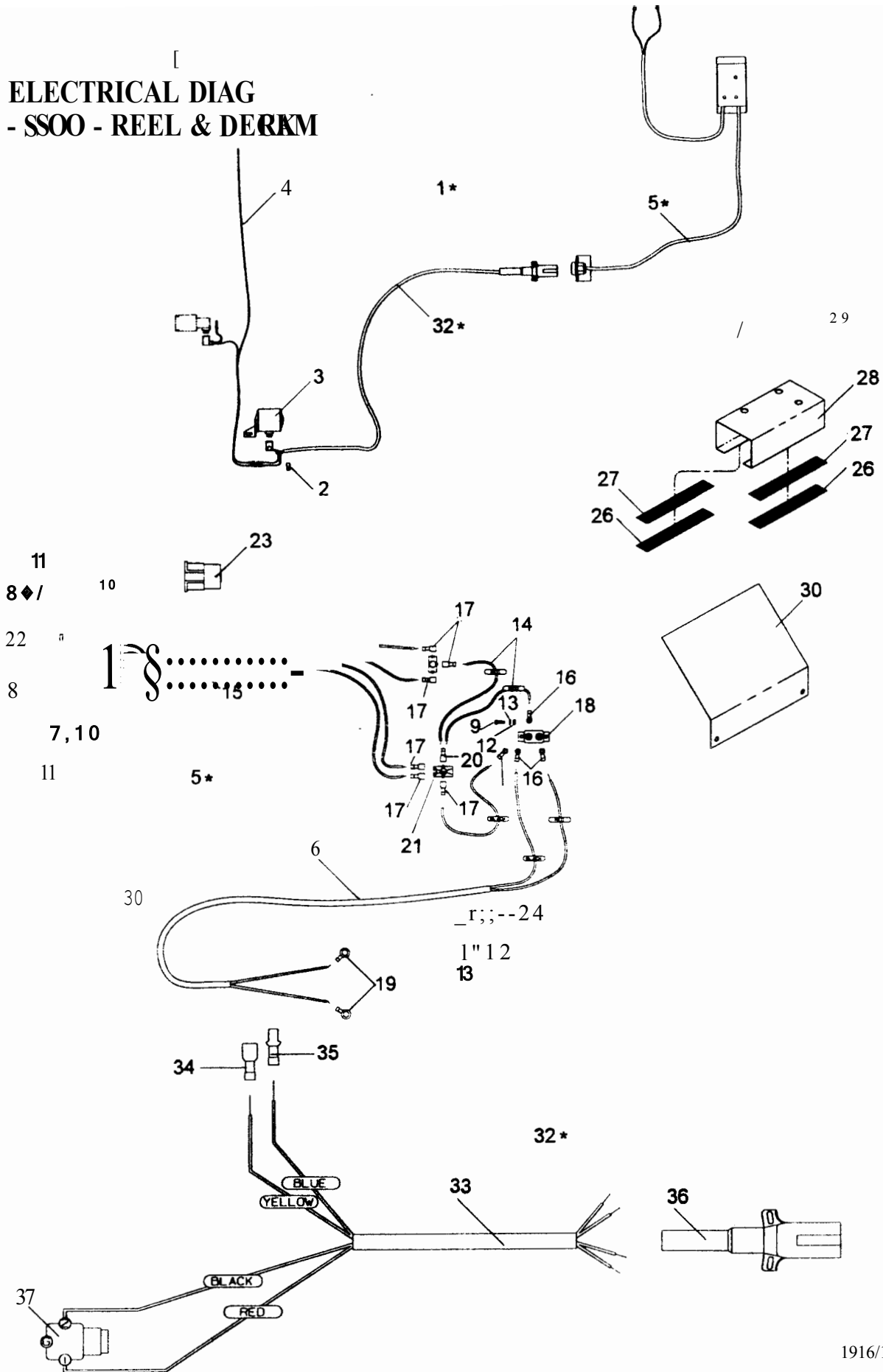
Note: **Remote Reel Speed Control** Information is available in the **Hydraulics** Section.

Assy 71932 Includes Items 1 to 34.

Assy 71928 Includes Items 4* to 29.

Assy 71930 Includes Items 30* to 34.

ELECTRICAL DIAG
 - SSOO - REEL & DERKM



ELECTRICAL DIAGRAM - 8500 REEL & DECK 98

| Item# | Part# | Qty | Description |
|-------|--------------|-------|--|
| 1* | 71798 | 1 | Elec.Dia - 8500 Reel & Deck |
| 2 | 25745 | 1 | Cable Clamp - 112" Insu. |
| 3 | 69650 | 1 | Remote Reel Speed Control |
| 4 | 69968 | 1 | Harness - Deck Shift 9030 |
| 5* | 71790 | 1 | Panel Wiring - 8500 - Reel & Deck |
| 6 | 11828 | 36.0 | 14Ga. 2 Strand Cable |
| 7 | 11844 | 3.0 | 16Ga. Wire - Black |
| 8 | 19452 | 2 | Bolt 1/4 x 3/4 UNG |
| 9 | 19720 | 2 | #10-32 x 1/2 Machine Screw |
| 10 | 19900 | 2 | Nut 1/4 UNG F/Lock |
| 11 | 19920 | 2 | Washer Flat 1/4 |
| 12 | 19987 | 2 | Nut#10/32 |
| 13 | 19996 | 2 | Washer Flat #10 |
| 14 | 21562 | 2-3.0 | 16Ga. Wire - Red |
| 15 | 21577 | 120.0 | 16Ga. Wire 4 Strand |
| 16 | 25168 | 4 | Ring #10 Insu 16-14 VIFL |
| 17 | 25169 | 6 | Q/Conn-F-FIInsu 16-14 .25 |
| 18 | 25204 | 1 | Circuit Breaker 10 Amp - Tab |
| 19 | 25378 | 2 | Ring 1/4 Insu 16-14 VIFL |
| 20 | 25431 | 1 | Q/Conn-F-Insu 12-10 .25 |
| 21 | 25432 | 1 | Switch - Mom.ON DPDT STD.SC |
| 22 | 25734 | 1 | Socket 7 - Pole |
| 23 | 25735 | 1 | Rubber Boot - 7 Pole Socket |
| 24 | 25745 | 1 | Cable Clamp - 112" Insu. |
| 25 | 26573 | 1 | Switch - SPOT STD.SC |
| 26 | 68563 | 2 | Velcro Strip - Loop - 6in. |
| 27 | 68564 | 2 | Velcro Strip - Hook- 6in. |
| 28 | 68565 | 1 | Control Box - NH2450 95 |
| 29 | 68593 | 1 | Decal - Rwr Unit Control Box |
| 30 | 70216 | 1 | Mount - Control Box 2450 |
| 31 | 71800 | 1 | Mount - Control Box - 8500 98 |
| 32* | 71794 | 1 | Wire - Actuators - 8500 RI & Dk |
| 33 | 21577 | 168.0 | 16Ga. Wire 4 Strand |
| 34 | 25169 | 1 | Q/Conn-F-FIInsu 16-14 .25 |
| 35 | 25170 | 1 | Q/Conn-M-FIInsu 16-14 .25 |
| 36 | 25733 | 1 | Plug 7 Pole c m Protector |
| 37 | 26611 | 1 | Hirschmann Conn - Female |

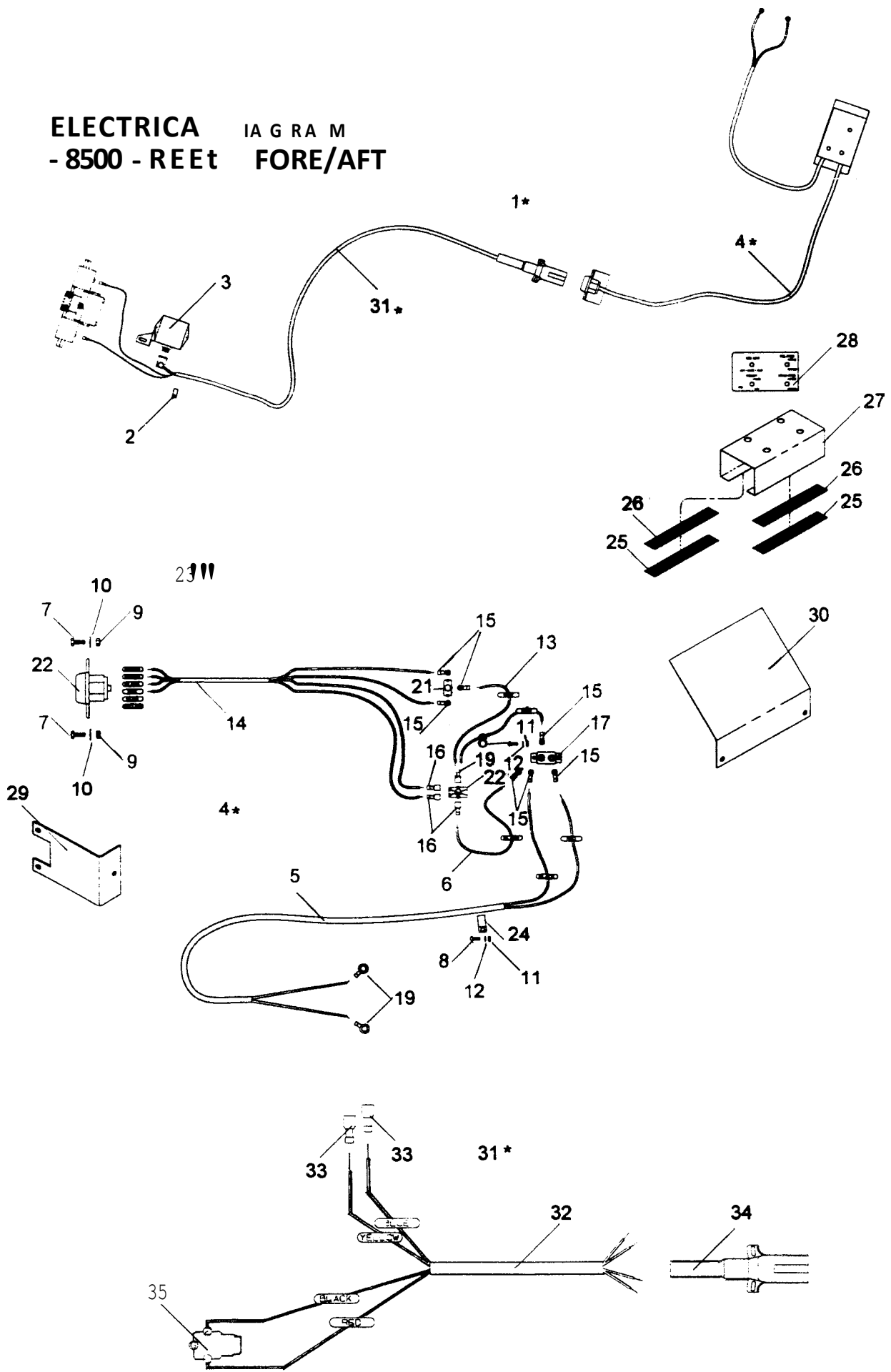
Note: **Remote Reel Speed Control** Information is available in the **Hydraulics** Section.

Assy 71798 Includes Items 1* to 37.

Assy 71790 Includes Items 5* to 31.

Assy 71794 Includes Items 32* to 37.

ELECTRICAL DIAGRAM
- 8500 - REE t FORE/AFT



ELECTRICAL DIAGRAM - 8500 REEL & FORE/AFT 98

| Item# | Part# | Qty | Description |
|-------|-------|-------|--|
| 1* | 71931 | 1 | Elec.Dia - 8500 Reel & F/A |
| 2 | 25745 | 1 | Cable Clamp - 112" Insu. |
| 3 | 69650 | 1 | Remote Reel Speed Control |
| 4* | 71927 | 1 | Panel Wiring - 8500 RL & FA |
| 5 | 11828 | 1 | 14Ga. 2 Strand Cable |
| 6 | 11844 | 1 | 16Ga. Wire - Black |
| 7 | 19452 | 2 | Bolt 1/4 x 3/4 UNG |
| 8 | 19720 | 2 | #10-32 x 1/2 Machine Screw |
| 9 | 19900 | 2 | Nut 1/4 UNG F/Lock |
| 10 | 19920 | 2 | Washer Flat 1/4 |
| 11 | 19987 | 2 | Nut#10/32 |
| 12 | 19996 | 2 | Washer Flat #10 |
| 13 | 21562 | 2 | 16Ga. Wire - Red |
| 14 | 21577 | 1 | 16Ga. Wire 4 Strand |
| 15 | 25168 | 7 | Ring #10 Insu 16-14 VIFL |
| 16 | 25169 | 3 | Q/Conn-F-F/Insu 16-14 .25 |
| 17 | 25204 | 1 | Circuit Breaker 10 Amp |
| 18 | 25378 | 2 | Ring 1/4 Insu 16-14 VIFL |
| 19 | 25431 | 1 | Q/Conn-F-Insu 12-10 .25 |
| 20 | 25432 | 1 | Switch - Mom.DPDT STD.SC |
| 21 | 25534 | 1 | Switch-Mom.ON SPOT STD.SC |
| 22 | 25734 | 1 | Socket 7-Pole |
| 23 | 25735 | 1 | Rubber Boot - 7 Pole Socket |
| 24 | 25745 | 1 | Cable Clamp - 112" Insu. |
| 25 | 68563 | 2 | Velcro Strip - Loop - 6in. |
| 26 | 68564 | 2 | Velcro Strip - Hook - 6in. |
| 27 | 68565 | 1 | Control Box - NH2450 95 |
| 28 | 68593 | 1 | Decal - Pwr Unit Control Box |
| 29 | 70216 | 1 | Mount - Control Box 2450 |
| 30 | 71800 | 1 | Mount Box - 8500 98 |
| 31* | 71929 | 1 | Wire - Actuators - 8500 RI & FA |
| 32 | 21577 | 168.0 | 16Ga. Wire 4 Strand |
| 33 | 25169 | 2 | Q/Conn-F-F/Insu 16-14 .25 |
| 34 | 25733 | 1 | Plug 7-Pole c/w Protector |
| 35 | 26611 | 1 | Hirschmann Conn-Female |

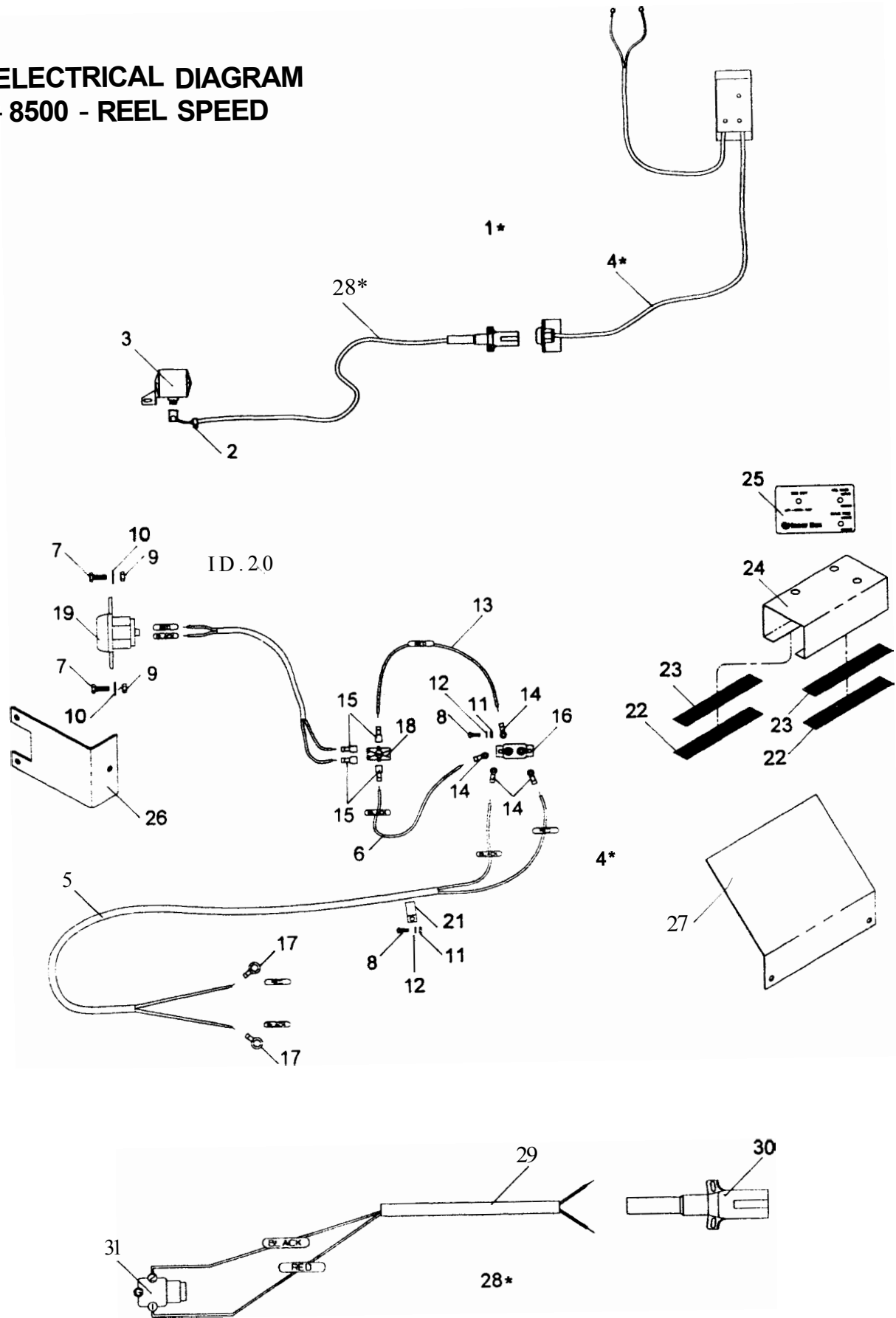
Note: **Remote Reel Speed Control** Information is available in the **Hydraulics** Section.

Assy 71931 Includes Items 1* to 35.

Assy 71927 Includes Items 4* to 30.

Assy 71929 Includes Items 31* to 35.

ELECTRICAL DIAGRAM - 8500 - REEL SPEED



ELECTRICAL DIAGRAM - 8500 REEL SPEED 98

| Item# | Part# | Qty | Description |
|-------|-------|----------|-------------------------------------|
| 1* | 71799 | 1 | Elec.Dia-8500 Reel Speed |
| 2 | 25745 | 1 | <i>Cable Clamp - 112" Insu</i> |
| 3 | 69650 | 1 | Remote Reel Speed Control |
| 4* | 71791 | 1 | Panel Wiring - 8500 Reel |
| 5 | 11828 | 120 & 36 | 14Ga. 2 Strand Cable |
| 6 | 11844 | 3.0 | 16Ga. Wire - Black |
| 7 | 19452 | 2 | Bolt 1/4 x 3/4 UNG |
| 8 | 19720 | 2 | #10-32 x 112 Machine Screw |
| 9 | 19900 | 2 | Nut 1/4 UNG F/Lock |
| 10 | 19920 | 2 | Washer Flat 114 |
| 11 | 19987 | 2 | Nut#10/32 |
| 12 | 19996 | 2 | Washer Flat #10 |
| 13 | 21562 | 3.0 | 16Ga. Wire - Red |
| 14 | 25168 | 4 | Ring #10 Insu. 16-14 VIFL |
| 15 | 25169 | 4 | Q/Conn-F-FlInsu 16-14 .25 |
| 16 | 25204 | 1 | Gire. Breaker 10 Amp - Tab |
| 17 | 25378 | 2 | Ring 114 Insu. 16-14 VIFL |
| 18 | 25432 | 1 | Switch - Mom.ON DPDT STD.SC |
| 19 | 25734 | 1 | Socket 7-Pole |
| 20 | 25735 | 1 | Rubber Boot - 7 Pole Socket |
| 21 | 25745 | 1 | Cable Clamp - 112" Insu |
| 22 | 68563 | 2 | Velcro Strip - Loop - 6 in. |
| 23 | 68564 | 2 | Velcro Strip - Hook - 6in. |
| 24 | 68565 | 1 | Control Box - NH2450 95 |
| 25 | 68593 | 1 | Decal - Power Unit Control Box |
| 26 | 70216 | 1 | Mount - Control Box 2450 |
| 27 | 71800 | 1 | Mount - Control Box - 8500 98 |
| 28* | 71795 | 1 | Wire - Actuators - 8500 Reel |
| 29 | 11828 | 168.0 | 14Ga. 2 Strand Cable |
| 30 | 25733 | 1 | Plug 7-Pole clw Protector |
| 31 | 26611 | 1 | Hirschmann Conn-Female |

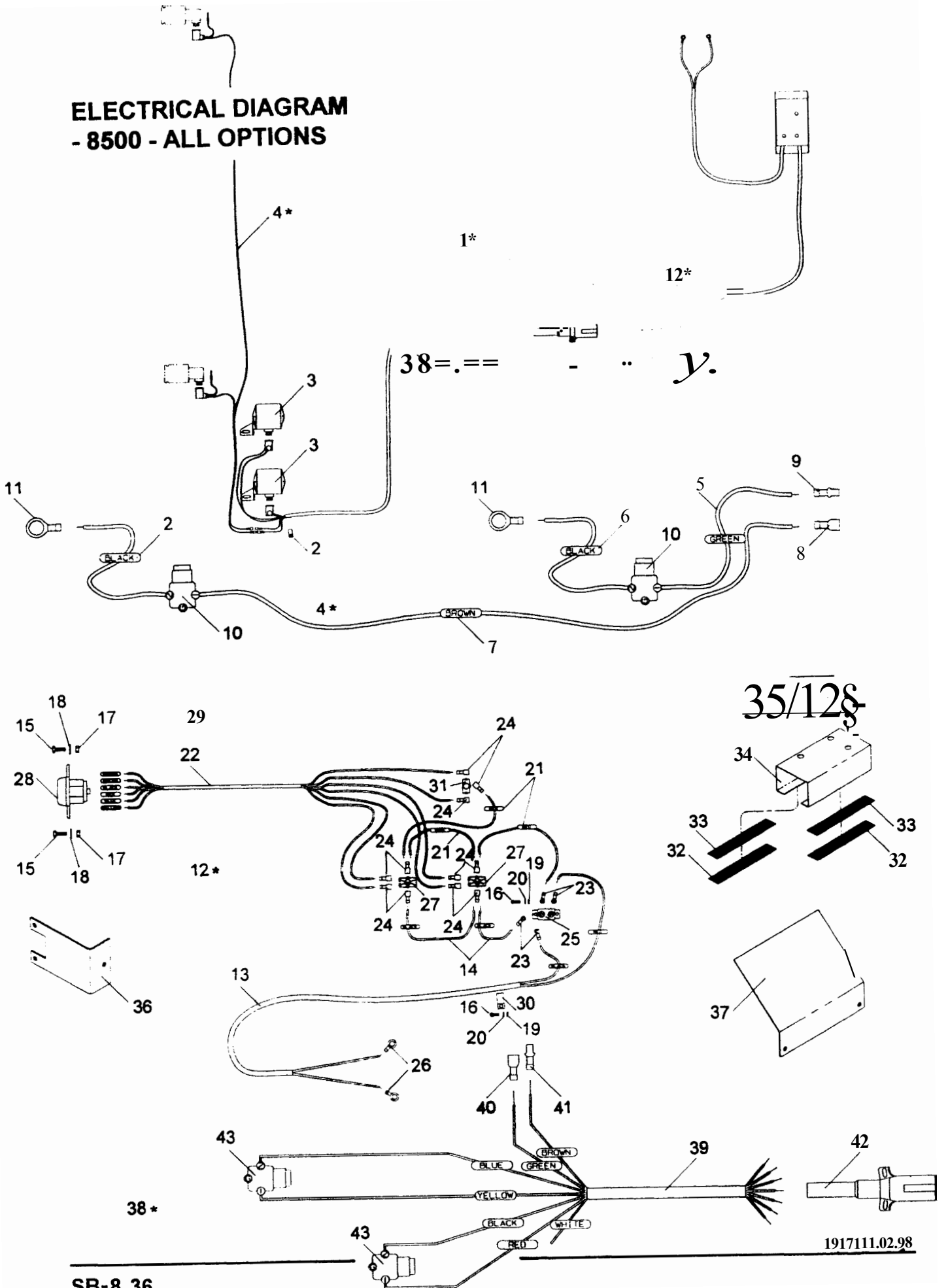
Note: **Remote Reel Speed Control** Information is available in the **Hydraulics** Section

Assy 71799 Includes Items 1* to 31.

Assy 71791 Includes Items 4* to 27.

Assy 71795 Includes Items 28* to 31.

ELECTRICAL DIAGRAM - 8500 - ALL OPTIONS



1917111.02.98

ELECTRICAL DIAGRAM - 8500 ALL OPTIONS 98

| Item# | Part# | Qty | Description |
|-------|-------|-------|---------------------------------------|
| 1* | 71797 | 1 | Elec.Dia-8500 All Options |
| 2 | 25745 | 1 | Cable Clamp - 112' Insu. |
| 3 | 69650 | 2 | Remote Reel Speed Control |
| 4* | 69968 | 1 | Harness - Deck Shift 9030 |
| 5 | 11842 | 24.0 | 16Ga. Wire - Green |
| 6 | 11844 | 2-8.0 | 16Ga. Wire - Black |
| 7 | 11847 | 144.0 | 16Ga. Wire - Brown |
| 8 | 25169 | 1 | Q/Conn-F-FilInsu 16-14 .25 |
| 9 | 25170 | 1 | Q/Conn-M-FilInsu 16-14 .25 |
| 10 | 26611 | 2 | Hirschmann Conn - Female |
| 11 | 26633 | 2 | Ring 112 Insu 16-14 WISL |
| 12* | 71789 | 1 | Panel Wiring -8500-All Options |
| 13 | 11828 | 36.0 | 14Ga. 2 Strand Cable |
| 14 | 11844 | 3-3.0 | 16Ga. Wire - Black |
| 15 | 19452 | 2 | Bolt 1/4 x 3/4 UNG |
| 16 | 19720 | 2 | #10-32 x 112 Machine Screw |
| 17 | 19900 | 2 | Nut 1/4 UNG F/Lock |
| 18 | 19920 | 2 | Washer Flat 1/4 |
| 19 | 19987 | 2 | Nut#10/32 |
| 20 | 19996 | 2 | Washer Flat #1 O |
| 21 | 21562 | 3-3.0 | 16Ga. Wire - Red |
| 22 | 21847 | 120.0 | Wire 14Ga. 7 Strand |
| 23 | 25168 | 4 | Ring #10 Insu. 16-14 VIFL |
| 24 | 25169 | 11 | Q/Conn-F-FilInsu 16-14 .25 |
| 25 | 25204 | 1 | Circuit Breaker 10 Amp - Tab |
| 26 | 25378 | 2 | Ring 1/4 Insu 16-14 VIFL |
| 27 | 25432 | 2 | Switch Mom. ON DPDT STD.SC |
| 28 | 25734 | 1 | Socket 7-Pole |
| 29 | 25735 | 1 | Rubber Boot - 7 Pole Socket |
| 30 | 25745 | 1 | Cable Clamp - 112' Insu. |
| 31 | 26573 | 1 | Switch - SPOT STD. SC |
| 32 | 68563 | 2 | Velcro Strip - Loop - 6in. |
| 33 | 68564 | 2 | Velcro Strip - Hook- 6in. |
| 34 | 68565 | 1 | Control Box - NH2450 95 |
| 35 | 68593 | 1 | Decal - Power Unit Control Box |
| 36 | 70216 | 1 | Mount - Control Box 2450 |
| 37 | 71800 | 1 | Mount - Control Box - 8500 98 |
| 38* | 71793 | 1 | Wire - Actuators-8500 All |
| 39 | 21847 | 168.0 | Wire 14Ga. 7 Strand |
| 40 | 25169 | 1 | Q/Conn-F-FilInsu 16-14 .25 |
| 41 | 25170 | 1 | Q/Conn-M-FilInsu 16-14 .25 |
| 42 | 25733 | 1 | Plug 7-Pole c;w Protector |
| 43 | 26611 | 2 | Hirschmann Conn-Female |

Note: **Remote Reel Speed Control** Information is available in the **Hydraulics** Section

Assy 71797 Includes Items 1* to 43.

Assy 69968 Includes Items 4* to 11.

Assy 71789 Includes Items 12* to 37.

Assy 71793 Includes Items 38* to 43.

HONEY BEE MFG.LTD., BOX 120, FRONTIER, SASK. SON OWO. PHONE 296-2297, FAX 296-2165.

NOTES

CONTENTS - TRANSPORT/ HITCH / GAUGE WHEELS

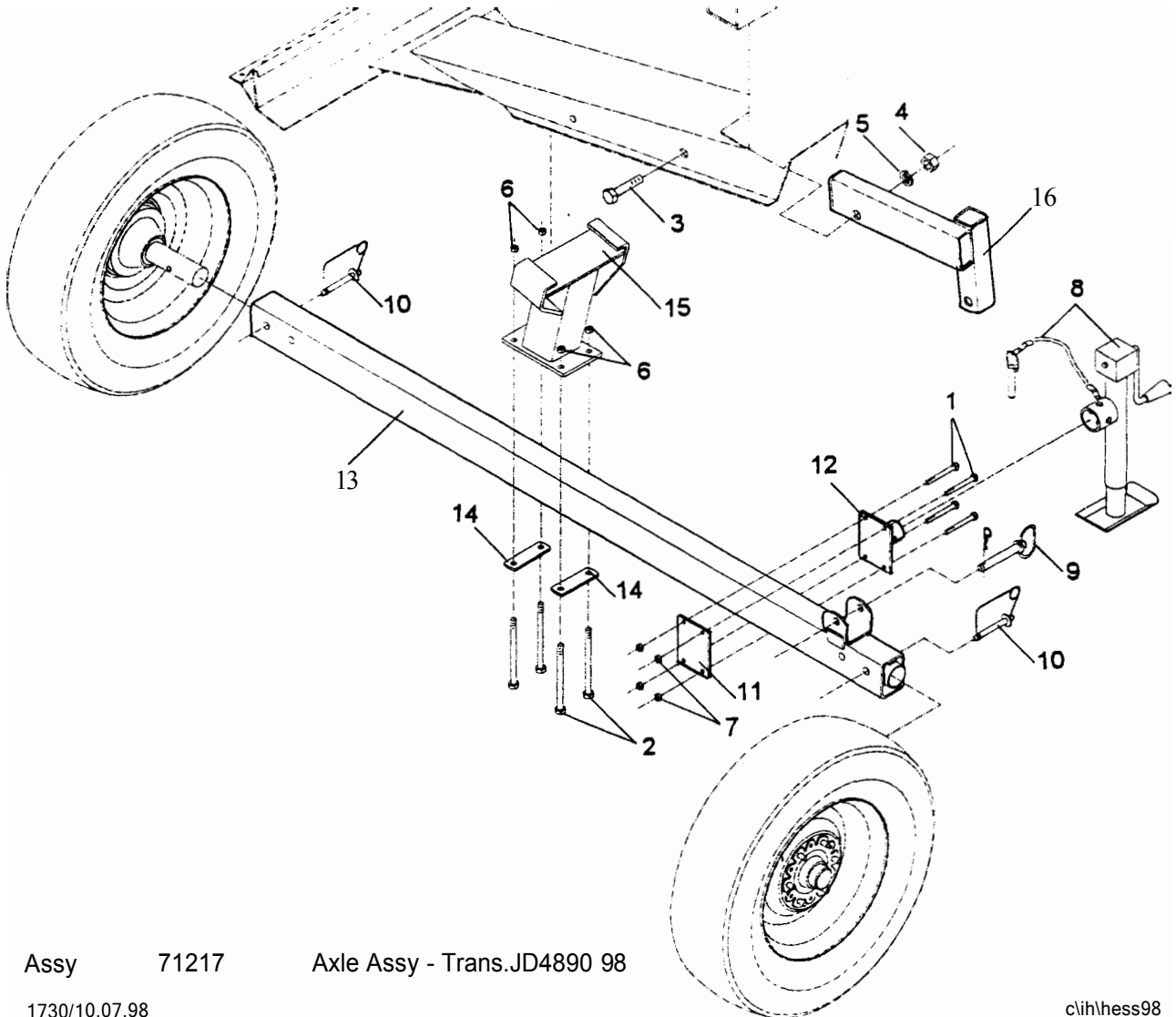
| | |
|---|-----------|
| AXLE ASSEMBLY - TRANSPORT | TR - 8.02 |
| HITCH - 18 / 30ft, 21ft, 25ft, 36 / 39ft. | TR - 8.03 |
| GAUGE WHEEL ASSEMBLY - 25FT | |
| Includes Control Arm Assy RH & LH, Stabilizer Kit RH & LH, Float Spring Cyl. | TR - 8.05 |
| GAUGE WHEEL ASSEMBLY - 30ft, 36ft & 39ft | |
| Includes Control Arm Assy RH & LH, Stabilizer Kit RH & LH, Float Spring Cyl. | TR - 8.07 |

HONEY BEE MFG.LTD. BOX 120, FRONTIER, SASK. SON OWO. PHONE 296-2297, FAX 296-2165 .

NOTES

AXLE ASSEMBLY - TRANSPORT 98

| Item# | Part# | Qty | Description |
|-------|-------|-----|--------------------------------|
| 1 | 19511 | 4 | Bolt 3/8 x 4 UNC |
| 2 | 19569 | 4 | Bolt 1/2 x 5-1/2 UNC |
| 3 | 19639 | 1 | Bolt 3/4 x 3 UNC |
| 4 | 19807 | 1 | Nut 3/4 UNC |
| 5 | 19955 | 1 | Washer 3/4 Lock |
| 6 | 19975 | 4 | Nut 1/2 UNC C/Lock |
| 7 | 19981 | 4 | Nut 3/8 UNC C/Lock |
| 8 | 25026 | 1 | Jack - 20001b 10 - 10 Crown RD |
| 9 | 25042 | 1 | Hitch Pin 3/4 x 4-1/2 |
| 10 | 26315 | 2 | Hitch Pin 1/2 x 3-1/2 Hice |
| 11 | 63246 | 1 | Mount Plate - Jack |
| 12 | 62362 | 1 | Jack Mount Wd. |
| 13 | 66564 | 1 | Transport Axle Wd. - Comb.92 |
| 14 | 69252 | 2 | Clamp Plate - Transport Axle |
| 15 | 70318 | 1 | Transport Support Wd. - JD97 |
| 16 | 71048 | 1 | Mount Wd. - 4890 Transport 98 |



Assy 71217 Axle Assy - Trans.JD4890 98

1730/10.07.98

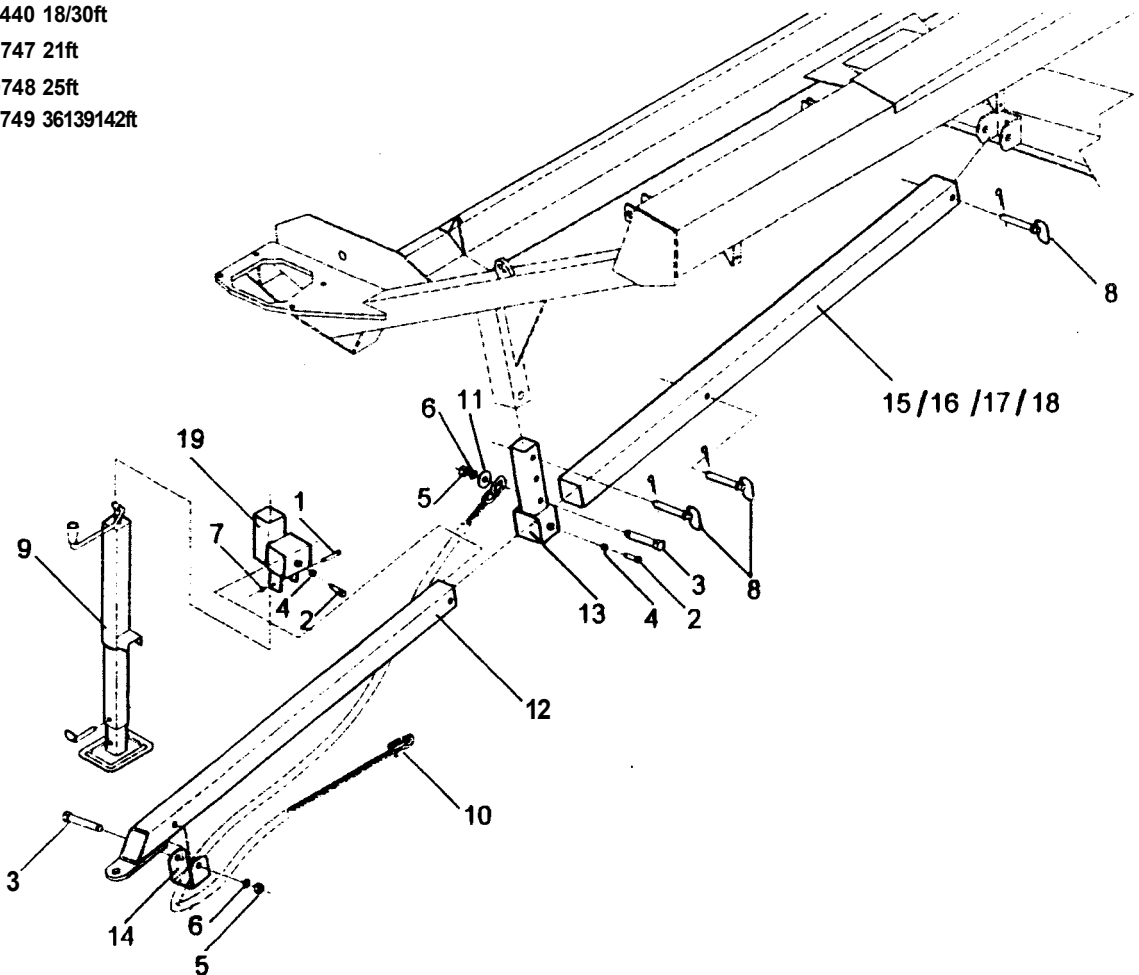
clih/hess98

TR -8.02

HITCH - 18ft / 30ft, 21ft, 25ft, 36ft / 39ft.

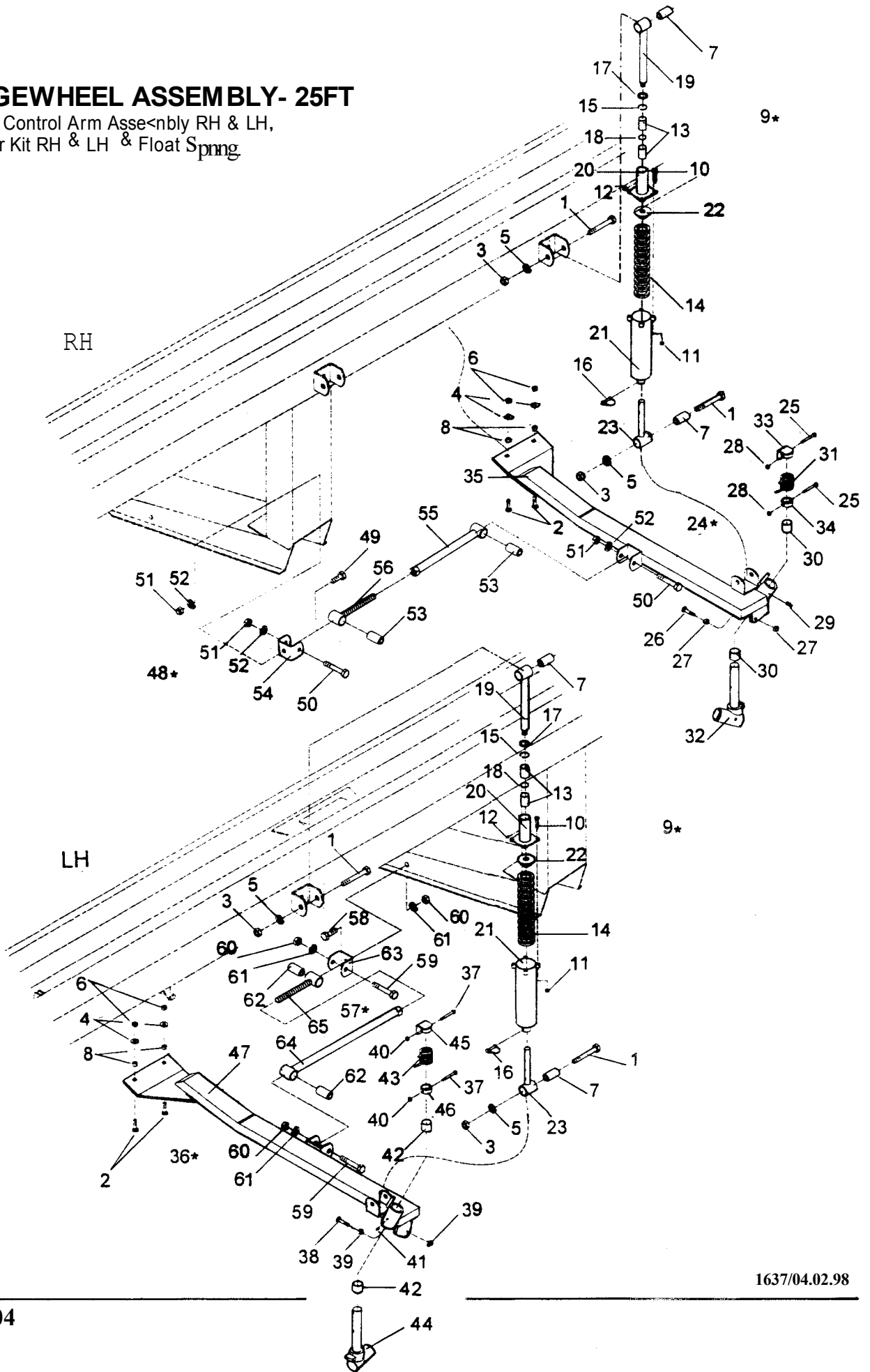
| Item# | Part# | 18/30ft | 21ft | 25ft | 36/39ft | Description |
|-------|-------|---------|------|------|---------|----------------------------------|
| 1 | 19509 | 1 | 1 | 1 | 1 | Bolt 3/8 x 3-1/2 UNC |
| 2 | 19556 | 2 | 2 | 2 | 2 | Bolt 1/2 x 1-1/2 UNC |
| 3 | 19644 | 2 | 2 | 2 | 2 | Bolt 3/4 x 4-1/2 UNC |
| 4 | 19804 | 2 | 2 | 2 | 2 | Nut 1/2 UNC |
| 5 | 19807 | 2 | 2 | 2 | 2 | Nut 3/4 UNC |
| 6 | 19955 | 2 | 2 | 2 | 2 | Washer Lock 3/4 UNC |
| 7 | 19981 | 1 | 1 | 1 | 1 | Nut 3/8 UNC C/lock |
| 8 | 25042 | 3 | 3 | 3 | 3 | Hitch Pin 3/4 x 4-1/2 |
| 9 | 26276 | 1 | 1 | 1 | 1 | Jack - 7000lbs 4-15 Crown Square |
| 10 | 26302 | 1 | 1 | 1 | 1 | Safety Chain Assy - 60inch |
| 11 | 67297 | 1 | 1 | 1 | 1 | Safety Chain Washer 93 |
| 12 | 67771 | 1 | 1 | 1 | 1 | Hitch Wd. - Ser. IV 94 |
| 13 | 67773 | 1 | 1 | 1 | 1 | Hitch - Slide Bracket Wd. - 94 |
| 14 | 67776 | 1 | 1 | 1 | 1 | Clevis - Safety Chain Sup. 94 |
| 15 | 67777 | - | - | - | 1 | Hitch Tube Bracket 36ft 94 |
| 16 | 67778 | - | - | 1 | - | Hitch Tube Bracket 25ft 94 |
| 17 | 67779 | 1 | - | - | - | Hitch Tube Bracket 30ft 94 |
| 18 | 67781 | - | 1 | - | - | Hitch Tube Bracket 21ft 94 |
| 19 | 68558 | 1 | 1 | 1 | 1 | Jack Mount Wd. - Ser. IV 95 |

Assy 68440 18/30ft
 Assy 69747 21ft
 Assy 69748 25ft
 Assy 69749 36/39ft



GAUGEWHEEL ASSEMBLY- 25FT

Includes Control Arm Assenbly RH & LH,
Stabilizer Kit RH & LH & Float Spring



1637/04.02.98

GAUGE WHEEL ASSEMBLY - 25ft

Includes Control Arm Assembl RH & LH, Stabilizer Kit RH & LH, Float S rin C linder.

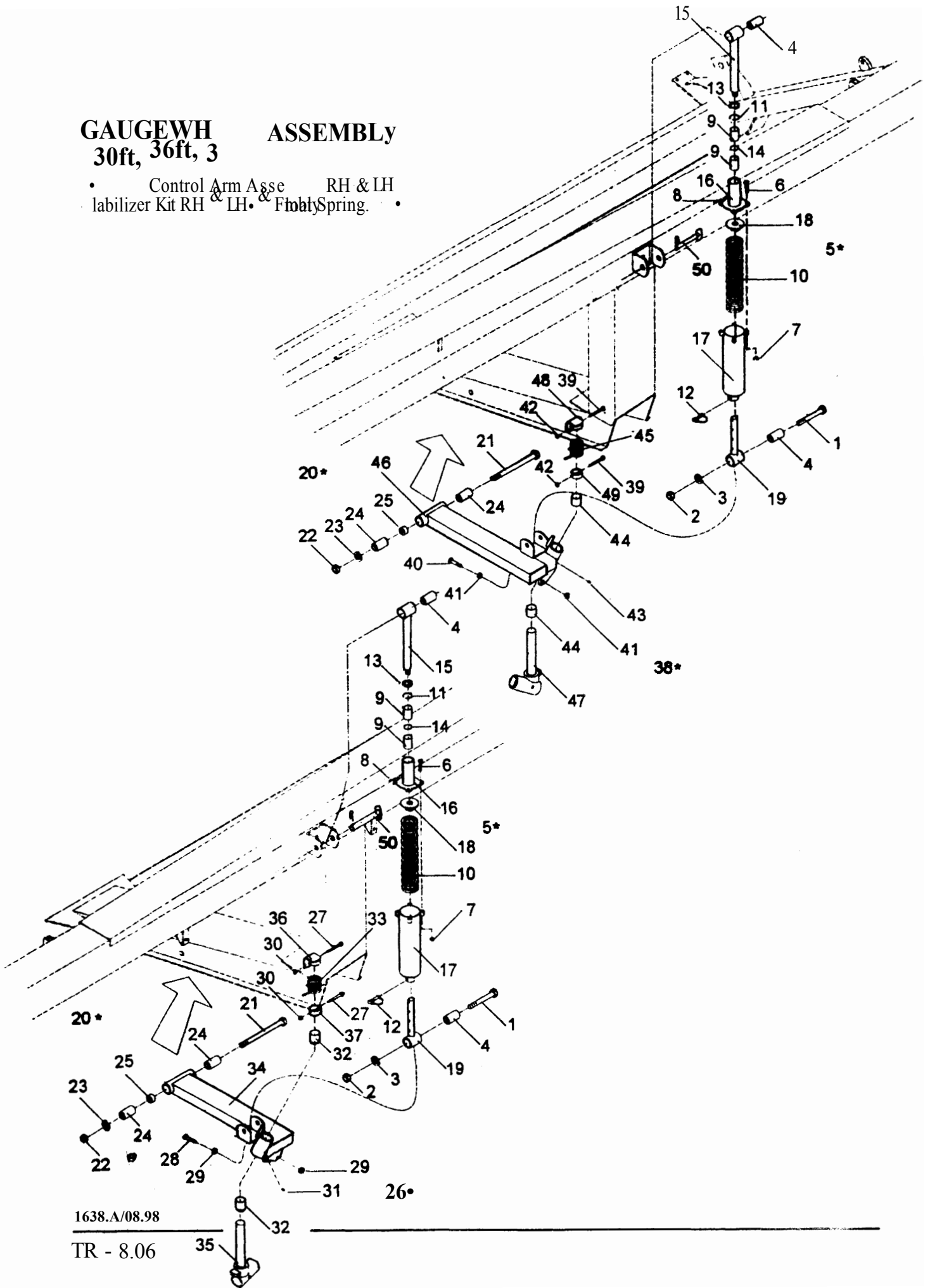
| Item# | Part# | Qty | Description | Item# | Part# | Qty | Description |
|-----------|--------------|----------|--------------------------------------|-----------------|-------|-------------------------------|----------------------------|
| 1 | 19644 | 4 | Bolt 3/4 x 4-1/2 UNC | 53 | 25368 | 2 | Bushing - RB58 |
| 2 | 19747 | 4 | Bolt 1/2 x 1-1/2 NC Carr. | 54 | 61643 | 1 | Clevis - Multi Purpose |
| 3 | 19807 | 4 | Nut 3/4 UNC | 55 | 69740 | 1 | Spacer Wd. - RH Stab 25 |
| 4 | 19924 | 4 | Washer Flat 1/2 | 56 | 69741 | 1 | Adj. Bolt Wd. - Stabilizer |
| 5 | 19955 | 4 | Washer Lock 3/4 | 57 70370 | 1 | Gauge Whl Stab. Kit LH | |
| 6 | 19975 | 4 | Nut 1/2 UNC C/Lock | 58 | 19634 | 1 | Bolt 3/4 x 1-3/4 UNG |
| 7 | 25368 | 4 | Bushing - RB58 | 59 | 19644 | 2 | Bolt 3/4 x 4-112 UNG |
| 8 | 61815 | 4 | Spacer Tube 7/16 | 60 | 19807 | 3 | Nut3/4 UNG |
| 9 | 66289 | 2 | Float Spring Cylinder - CH 95 | 61 | 19955 | 3 | Washer Lock 3/4 |
| 10 | 19501 | 1 | Bolt 3/8 x 1-112 UNC | 62 | 25368 | 2 | Bushing - RB58 |
| 11 | 19802 | 1 | Nut3/8 UNC | 63 | 61643 | 1 | Clevis - Multi Purpose |
| 12 | 25081 | 1 | Grease Zerk 118 NPT | 64 | 69739 | 1 | Spacer Wd. - LH Stab. |
| 13 | 26048 | 2 | Bushing Bronze 1.5 x 1.25 x 2 | 65 | 69741 | 1 | Adj. Bolt Wd. - Stabilizer |
| 14 | 26204 | 1 | Spring 7116 x 2 75 x 13.125 | | | | |
| 15 | 26550 | 1 | Internal Retainer Ring 1.5 RRT | | | | |
| 16 | 26216 | 1 | Quick Pin 318 x 1-3/4 | | | | |
| 17 | 26551 | 1 | Seal - Shaft Float Spring | | | | |
| 18 | 67550 | 1 | Spacer Ring - Float Spring | | | | |
| 19 | 68705 | 1 | Spring Shaft Wd. - FS 95 | | | | |
| 20 | 68855 | 1 | Bushing Sleeve Wd. - FS 95 | | | | |
| 21 | 68856 | 1 | Spring Tube Wd. - FS 95 | | | | |
| 22 | 68858 | 1 | Retaining Nut Wd. - FS 95 | | | | |
| 23 | 68862 | 1 | Adjuster Shaft Wd. - FS 95 | | | | |
| 24 | 68449 | 1 | Control Arm Assy - RH 25ft | | | | |
| 25 | 19505 | 2 | Bolt 3/8 x 2-112 UNC | | | | |
| 26 | 19748 | 1 | Bolt 112 x 1-3/4 NC Carr. | | | | |
| 27 | 19804 | 2 | Nut 112 UNG | | | | |
| 28 | 19981 | 2 | Nut 318 UNC C/Lock | | | | |
| 29 | 25081 | 1 | Grease Zerk 118 NPT | | | | |
| 30 | 26103 | 2 | Bushing Bronze 1.75x 1.5x 1.5 | | | | |
| 31 | 67862 | 1 | Spring - LH Torq. - RH Gauge Wh. | | | | |
| 32 | 67921 | 1 | King Pin Wd. - Gauge Wheel 94 | | | | |
| 33 | 67923 | 1 | Collar Wd. - Torq. Spring 94 | | | | |
| 34 | 67924 | 1 | Collar - King Pin Retainer | | | | |
| 35 | 68216 | 1 | Control Arm Wd. - Bolt On RH | | | | |
| 36 | 68450 | 1 | Control Arm Assy - LH 25ft | | | | |
| 37 | 19505 | 2 | Bolt 3/8 x 2-112 UNG | | | | |
| 38 | 19748 | 1 | Bolt 112 x 1-3/4 NC Carr. | | | | |
| 39 | 19804 | 2 | Nut 112 UNG | | | | |
| 40 | 19981 | 2 | Nut 3/8 UNG C/Lock | | | | |
| 41 | 25081 | 1 | Grease Zerk 118 NPT | | | | |
| 42 | 26103 | 2 | Bushing Bronze 1.75x 1.5x 1.5 | | | | |
| 43 | 67863 | 1 | Spring - RH Torq. - LH Gauge Wh. | | | | |
| 44 | 67921 | 1 | King Pin Wd. - Gauge Wheel 94 | | | | |
| 45 | 67923 | 1 | Collar Wd. - Torq. Spring 94 | | | | |
| 46 | 67924 | 1 | Collar - King Pin Retainer | | | | |
| 47 | 68217 | 1 | Control Arm Wd. - Bolt On LH | | | | |
| 48 | 70369 | 1 | Gauge Wheel Stab. Kit RH 97 | | | | |
| 49 | 19634 | 1 | Bolt 3/4 x 1-3/4 UNG | | | | |
| 50 | 19644 | 2 | Bolt 3/4 x 4-1/2 UNG | | | | |
| 51 | 19807 | 3 | Nut3/4 UNG | | | | |
| 52 | 19955 | 3 | Washer Lock 3/4 | | | | |

Assy 70371 Gauge Wheel Assy
Includes Items 1 to 9, 24, 36, 48 & 57.

GAUGEWH ASSEMBLY

30ft, 36ft, 3

- Control Arm Asse RH & LH
- Stabilizer Kit RH & LH
- Front Spring



1638.A/08.98

TR - 8.06

GAUGE WHEEL ASSEMBLY - 30ft, 36ft & 39ft.

Includes Control Arm Assembl RH & LH, Stabilizer Kit RH & LH, Float S rin C linder.

| Item# | Part# | Qty/Assy | Description |
|------------|--------------|----------|--------------------------------------|
| 1 | 19644 | 2 | Bolt 3/4 x 4-1/2 UNC |
| 2 | 19807 | 2 | Nut 3/4 UNC |
| 3 | 19955 | 2 | Washer Lock 3/4 |
| 4 | 25368 | 4 | Bushing RB-58 |
| 5 | 66289 | 2 | Float Spring Cylinder - CH 95 |
| 6 | 19501 | 1 | Bolt 3/8 x 1-1/2 UNG |
| 7 | 19802 | 1 | Nut 3/8 UNG |
| 8 | 25081 | 1 | Grease Zerk 118 NPT |
| 9 | 26048 | 2 | Bushing Bronze 1.5 x 1.25 x 2 |
| 10 | 26204 | 1 | Spring 7116 x 2.75 x 13.125 |
| 11 | 26550 | 1 | Internal Retainer Ring 1.5 RRT |
| 12 | 26216 | 1 | Quick Pin 3/8 x 1-314 |
| 13 | 26551 | 1 | Seal Shaft Float Spring |
| 14 | 67550 | 1 | Spacer Ring - Float Spring |
| 15 | 68705 | 1 | Spring Shaft Wd. - FS 95 |
| 16 | 68855 | 1 | Bushing Sleeve Wd. - FS 95 |
| 17 | 68856 | 1 | Spring Tube Wd. - FS 95 |
| 18 | 68858 | 1 | Retaining Nut Wd. - FS 95 |
| 19 | 68862 | 1 | Adjuster Shaft Wd. - FS 95 |
| 20* | 67887 | 2 | Gauge Wheel Bushing Kit |
| 21 | 19651 | 1 | Bolt 3/4 x 8 UNG |
| 22 | 19807 | 1 | Nut 3/4 UNG |
| 23 | 19955 | 1 | Washer Lock 3/4 |
| 24 | 25368 | 2 | Bushing - RB58 |
| 25 | 68500 | 1 | Spacer Gauge Wheel |
| 26* | 68013 | 1 | Control Arm Assy - LH 96 |
| 27 | 19505 | 2 | Bolt 3/8 x 2-112 UNG |
| 28 | 19748 | 1 | Bolt 1/2 x 1-3/4 NC Carr. |
| 29 | 19804 | 2 | Nut 1/2 UNG |
| 30 | 19981 | 2 | Nut 3/8 UNG C/Lock |
| 31 | 25081 | 1 | Grease Zerk 118 NPT |
| 32 | 26103 | 2 | Bushing Bronze 1.75 x 1.5 x .5 |
| 33 | 67863 | 1 | Spring - RH Torq. - LH Gauge Wheel |
| 34 | 67919 | 1 | Control Arm - LH Gauge Wheel |
| 35 | 67921 | 1 | King Pin Wd. - Gauge Wheel 94 |
| 36 | 67923 | 1 | Collar Wd. - Torq.Spring 94 |
| 37 | 67924 | 1 | Collar - King Pin Retainer |
| 38* | 68014 | 1 | Control Arm Assy - RH 96 |
| 39 | 19505 | 2 | Bolt 3/8 x 2-1/2 UNG |
| 40 | 19748 | 1 | Bolt 112 x 1-3/4 NC Carr. |
| 41 | 19804 | 2 | Nut 112 UNG |
| 42 | 19981 | 2 | Nut 3/8 UNG C/Lock |
| 43 | 25081 | 1 | Grease Zerk 1/8 NPT |
| 44 | 26103 | 2 | Bushing Bronze 1.75x 1.5x 1.5 |
| 45 | 67862 | 1 | Spring - LH Torq. - RH Gauge Wheel |
| 46 | 67920 | 1 | Control Arm - RH Gauge Wheel |
| 47 | 67921 | 1 | King Pin Wd. - Gauge Wheel 94 |
| 48 | 67923 | 1 | Collar Wd. - Torq. Spring 94 |
| 49 | 67924 | 1 | Collar - King Pin Retainer |
| 50 | 25042 | 2 | Hitch Pin 3/4 x 4-112 |

Assy 69766 Includes Items 1 to 5, 20*, 26* & 38*.

HONEY BEE MFG.LTD, BOX 120, FRONTIER, SASK. SON OWO. PHONE 296-2297, FAX 296-2165.

NOTES

CONTENTS - CROP DIVIDERS / CROP DEFLECTORS

| | |
|--|-----------|
| CROP DEFLECTOR ASSEMBLY - 98 LH DRIVE | CD-8.02 |
| CROP DEFLECTOR ASSEMBLY - 98 RH DRIVE , RH NON-DRIVE. | CD - 8.03 |
| CROP DEFLECTOR ASSEMBLY - 98 W/LIGHT RH NON-DRIVE & W/LIGHT RH DRIVE. | CD- 8.04 |

11.13.98
CASE/IH

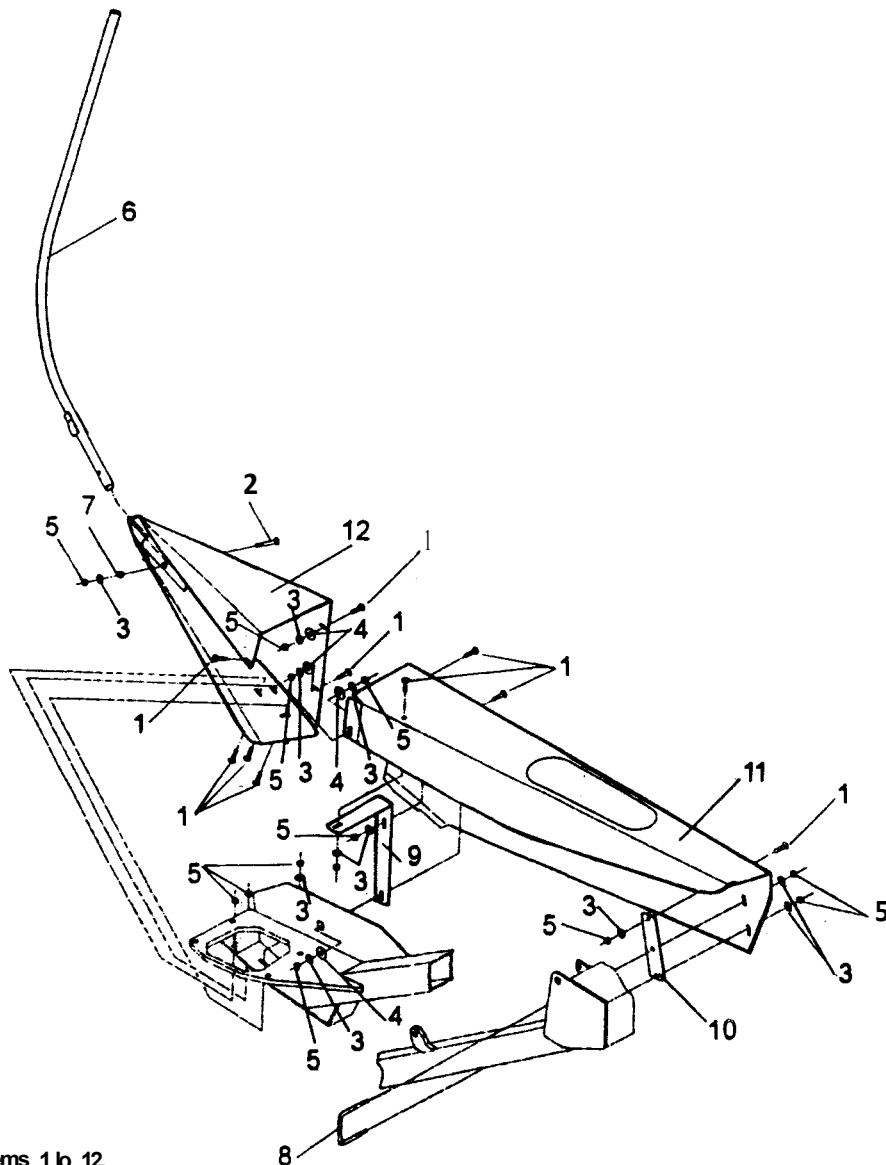
HONEY BEE MFG.LTD., BOX 120, FRONTIER, SASK. SON OWO. PHONE 296-2297, FAX 296-2165.

NOTES

CROP DEFLECTOR ASSEMBLY - 98

LH Drive and LH

| Item# | Part# | Qty | Description |
|-------|-------|-----|--------------------------------|
| 1 | 19731 | 10 | Bolt 3/8 x 1 Carr. UNC |
| 2 | 19732 | 1 | Bolt 3/8 x 2 Carr. UNC |
| 3 | 19922 | 11 | Washer Flat 3/8 |
| 4 | 19924 | 4 | Washer Flat 112 |
| 5 | 19981 | 13 | Nut 3/8 UNC C/Lock |
| 6 | 65725 | 1 | CrOR Divider Pipe - 1991 |
| 7 | 67829 | 1 | Bushing - Spacer Div. Rod 93 |
| 8 | 70910 | 1 | U- Bolt 3/8 X 3-3/4 X 3-1/8 |
| 9 | 71194 | 1 | Strap - Crop Deflector Brace |
| 10 | 71195 | 1 | Strap - Crop Deflector LH 98 |
| 11 | 71199 | 1 | Crop Deflector - Form LH 98 |
| 12 | 71206 | 1 | Crop Divider Wd. - LH Drive 98 |



Assy 71211 Includes Items 1 to 12
1557 /01.21.98

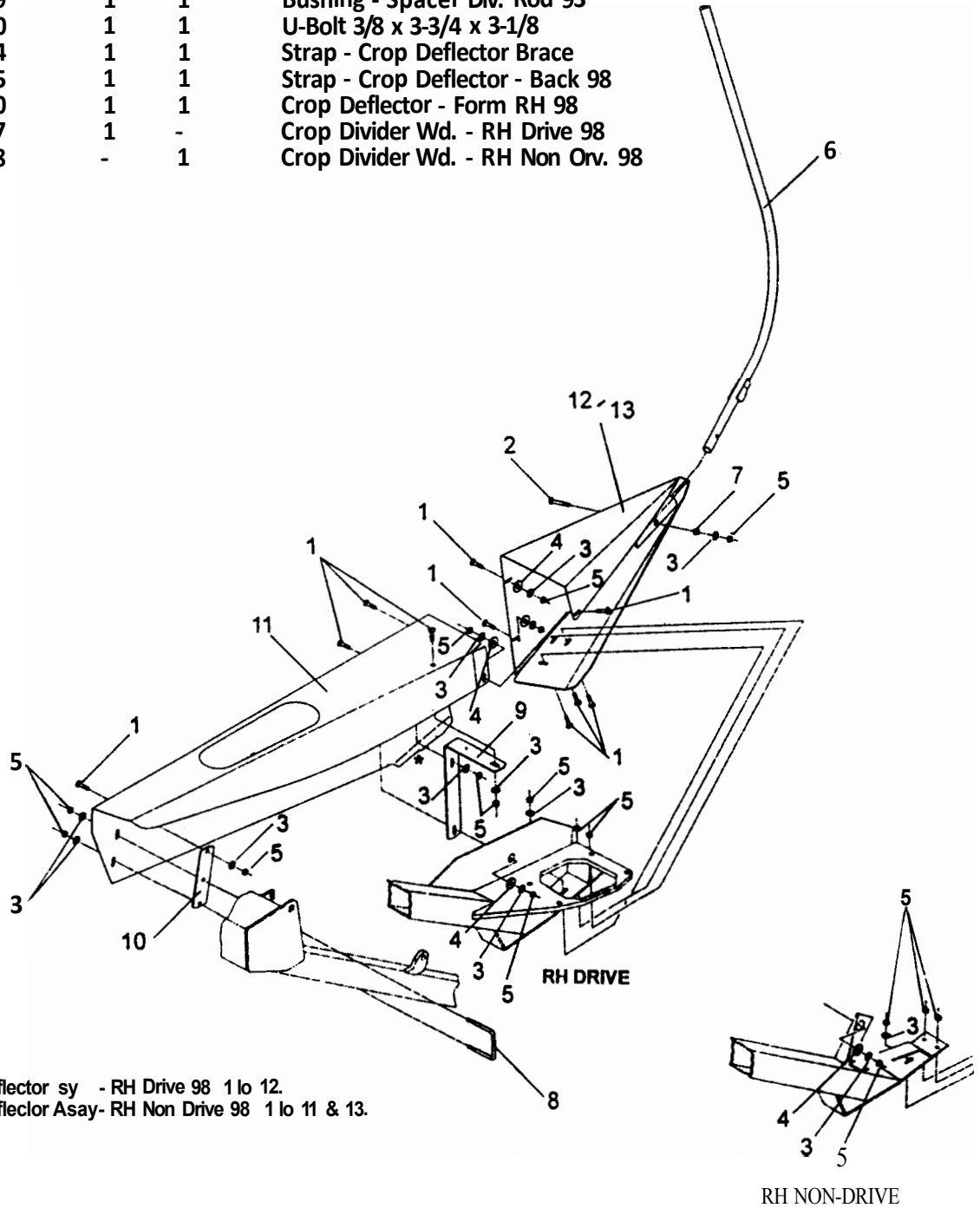
712HTM42

CD - 8.02

CROP DEFLECTOR ASSEMBLY - 98

Includes RH Drive, RH Non-Drive.

| Item I | Part# | RH/D | RH/N-D | Description |
|--------|-------|------|--------|-----------------------------------|
| 1 | 19731 | 10 | 10 | Bolt 3/8 x 1 Carr. UNC |
| 2 | 19732 | 1 | 1 | Bolt 3/8 x 2 Carr. UNC |
| 3 | 19922 | 11 | 11 | Washer Flat 3/8 |
| 4 | 19924 | 4 | 4 | W a s h e r Flat 1/2 |
| 5 | 19981 | 13 | 13 | Nut 3/8 UNC C/lock |
| 6 | 65725 | 1 | 1 | Crop Divider Pipe : 1991 |
| 7 | 67829 | 1 | 1 | Bushing - Spacer Div. Rod 93 |
| 8 | 70910 | 1 | 1 | U-Bolt 3/8 x 3-3/4 x 3-1/8 |
| 9 | 71194 | 1 | 1 | Strap - Crop Deflector Brace |
| 10 | 71195 | 1 | 1 | Strap - Crop Deflector - Back 98 |
| 11 | 71200 | 1 | 1 | Crop Deflector - Form RH 98 |
| 12 | 71207 | 1 | - | Crop Divider Wd. - RH Drive 98 |
| 13 | 71208 | - | 1 | Crop Divider Wd. - RH Non Orv. 98 |

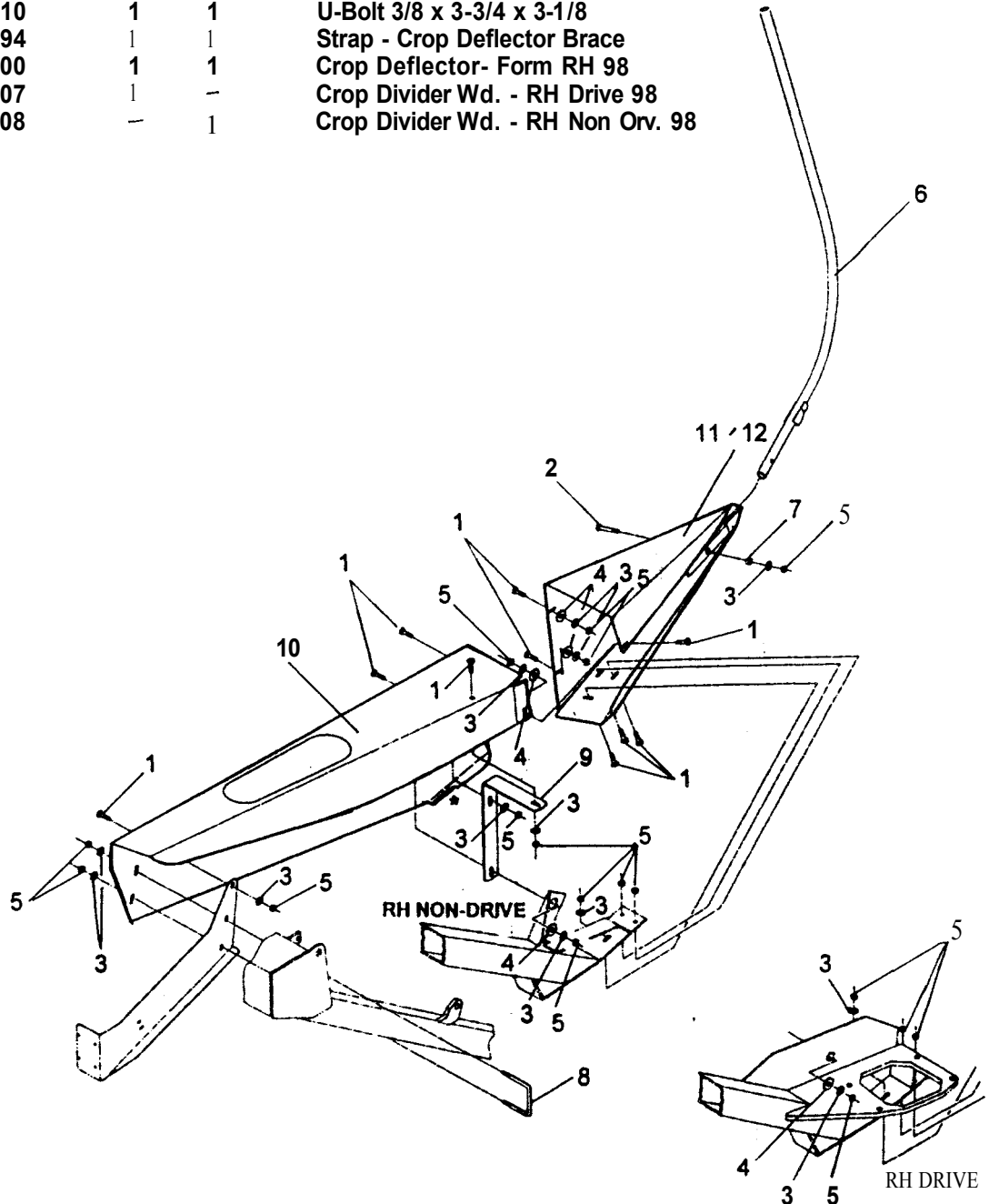


sy 71212 Crop Deflector sy - RH Drive 98 1 to 12.
 Assy71213 Crop Deflector Asay- RH Non Drive 98 1 to 11 & 13.

CROP DEFLECTOR ASSEMBLY - 98

Includes W/Light RH Non-Drive & W/Light RH Drive.

| Item# | Part# | WITH LIGHT | | Description |
|-------|-------|------------|--------|-----------------------------------|
| | | RH/D | RH/N-D | |
| 1 | 19731 | 10 | 10 | Bolt 3/8 x 1 Carr. UNC |
| 2 | 19732 | 1 | 1 | Bolt 3/8 x 2 Carr. UNC |
| 3 | 19922 | 11 | 11 | Washer Flat 3/8 |
| 4 | 19924 | 4 | 4 | Washer Flat 1/2 |
| 5 | 19981 | 13 | 13 | Nut 3/8 UNC C/lock |
| 6 | 65725 | 1 | 1 | Crop Divider Pipe - 1991 |
| 7 | 67829 | 1 | 1 | Bushing - Spacer Div. Rod 93 |
| 8 | 70910 | 1 | 1 | U-Bolt 3/8 x 3-3/4 x 3-1/8 |
| 9 | 71194 | 1 | 1 | Strap - Crop Deflector Brace |
| 10 | 71200 | 1 | 1 | Crop Deflector- Form RH 98 |
| 11 | 71207 | 1 | - | Crop Divider Wd. - RH Drive 98 |
| 12 | 71208 | - | 1 | Crop Divider Wd. - RH Non Orv. 98 |



1668/04.21.98

Assy 71214 Crop Deflector & Light- RH Drive 98
Assy 71215 Crop Deflector & Light - RH Non-Drive

11214111215-JM42

CD-8.04

HONEY BEE MFG.LTD.(306)296-2297

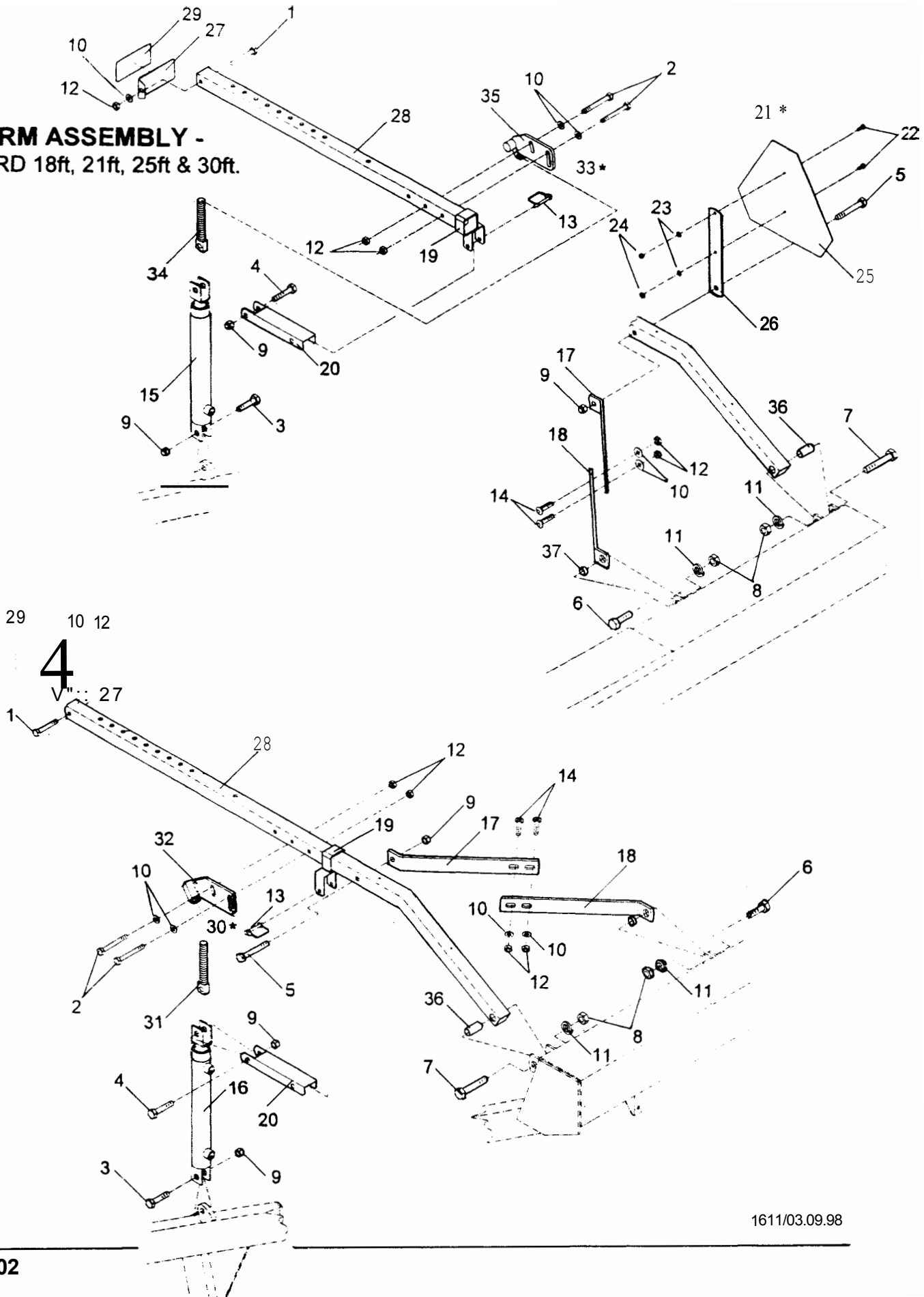
CONTENTS - REELS / REEL HYDRAULICS

| | |
|--|-----------|
| REEL ARM ASSEMBLY - Standard 18ft, 21 ft, 25ft & 30ft. | RL - 8.03 |
| REEL ARM ASSEMBLY - Standard 36ft & 39ft. | RL - 8.05 |
| REEL MOUNT KIT - DIRECT DRIVE 18ft to 36ft. Includes Reel Mount Assy, Hyd. Tube Clamps. | RL - 8.07 |
| REEL DRIVE / SINGLE Steel Lines / Motor/ Hoses | RL - 8.08 |
| CAPS - NO FORE / AFT 18ft to 30ft, 36ft to 42ft. | RL - 8.09 |
| REEL LIFT - HOSE KITS 18ft to 30ft. | RL - 8.11 |
| REEL LIFT - HOSE KITS 36139ft & 42ft. | RL - 8.13 |
| BAT REEL ASSEMBLIES - 18ft to 30ft. Includes Coupler Assy, Mount Kit, Roll Pin Kit. | RL-8.15 |
| BAT REEL ASSEMBLIES - 36ft & 39ft. Includes Coupler Assy, Mount Kit, Roll Pin Kit. | RL-8.17 |
| HCC PICK-UP REEL - 5 BAT Includes 18ft to 36ft. | RL - 8.19 |
| HCC PICK-UP REEL - 6 BAT Includes 18ft to 36ft. | RL - 8.21 |
| HCC - END TINE KITS Includes 5 & 6 Batt | RL - 8.22 |
| REEL CONNECTOR KIT - HCC PICK-UP REEL Double HCC - Center 36ft/42ft | RL - 8.23 |
| U-11 PICK-UP REELS - 5 BAT Includes 18ft to 30ft Wire/ Plastic Tines | RL - 8.25 |
| U-II PICK-UP REELS - 5 BAT Includes 36ft | RL - 8.27 |
| U-II PICK-UP REELS - 6 BAT Includes 21 ft to 30ft Wire / Plastic Tines | RL - 8.29 |
| COUPLER ASSEMBLY - U-11 P/UP REEL | RL - 8.30 |
| U-11 CENTER MOUNT - 36ft to 42ft | RL - 8.31 |

HONEY BEE MFG.LTD., BOX 120, FRONTIER, SASK. SON OWO. PHONE 296-2297, FAX 296-2165.

NOTES

**REEL ARM ASSEMBLY -
STANDARD 18ft, 21ft, 25ft & 30ft.**



1611/03.09.98

REEL ARM ASSEMBLY - STANDARD 18ft, 21ft, 25ft & 30ft.

| Item# | Part# | Qty/Assy | Description |
|-------|--------------|----------|---|
| 1 | 19561 | 2 | Bolt 1/2 x 2-3/4 UNC |
| 2 | 19564 | 4 | Bolt 1/2 x 3-1/2 UNC |
| 3 | 19606 | 2 | Bolt 5/8 x 2-1/4 UNC |
| 4 | 19607 | 2 | Bolt 5/8 x 2-1/2 UNC |
| 5 | 19611 | 2 | Bolt 5/8 x 3-1/2 UNC |
| 6 | 19635 | 2 | Bolt 3/4 x 2 UNC |
| 7 | 19641 | 2 | Bolt 3/4 x 3-1/2 UNC |
| 8 | 19807 | 4 | Nut 3/4 UNC |
| 9 | 19856 | 6 | Nut 5/8 UNC Nylock |
| 10 | 19924 | 10 | Washer Flat 1/2 |
| 11 | 19955 | 4 | Washer Lock 3/4 |
| 12 | 19975 | 10 | Nut 1/2 UNC C/Lock |
| 13 | 25046 | 2 | Quick Pin 5/16 x 2-1/2 |
| 14 | 26266 | 4 | Bolt 1/2 x 1-1/4 NC Carr. |
| 15 | 61040 | 1 | Cyl.Hyd. - CTD Slave Front Reel - G15-28A30(GTD)1.5 x 10 |
| 16 | 61041 | 1 | Cyl.Hyd. - CTD Master Reel - G15-26A30(GTD)1.5 x 10 |
| 17 | 64196 | 2 | Brace Upper - Reel Arm 1990 |
| 18 | 64197 | 2 | Brace Lower - Reel Arm 1990 |
| 19 | 67226 | 2 | Lock Tieback - Reel Arm 93 |
| 20 | 67229 | 2 | Lock Bar - Reel Lift 93 |
| 21 | 69693 | 1 | Slow Moving Vehicle Sign Assembly |
| 22 | 19475 | 2 | Bolt 5116 x 314 UNG |
| 23 | 19935 | 2 | Washer SAE 5/16 |
| 24 | 19989 | 2 | Nut 5116 UNG G/Lock |
| 25 | 25035 | 1 | Slow Moving Vehicle Sign |
| 26 | 62456 | 1 | Slow Moving Sign Mount |
| 27 | 70089 | 2 | Reflector Bracket - Reel Arm |
| 28 | 70969 | 2 | Reel Arm Bent - Header 98 |
| 29 | 71267 | 2 | Decal - Reflector Yellow - Reel |
| 30 | 71382 | 1 | Adjuster Nut Assy - LH 98 |
| 31 | 67222 | 1 | Adjuster Screw - Reel 93 |
| 32 | 67225 | 1 | Adjuster Nut Wd LH 93 |
| 33 | 71383 | 1 | Adjuster Nut Assy - RH 98 |
| 34 | 67222 | 1 | Adjuster Screw - Reel 93 |
| 35 | 67224 | 1 | Adjuster Nut Wd. RH 93 |
| 36 | 81039 | 2 | Bushing - Reel Arm 2-1/16 |
| 37 | 81040 | 2 | Bushing - Reel Arm 15/32 |

Assy 70972 Reel Arm Assy - Std.18 - 30ft Includes Items 1 to21, 27 to 30, 33, 36 & 37.

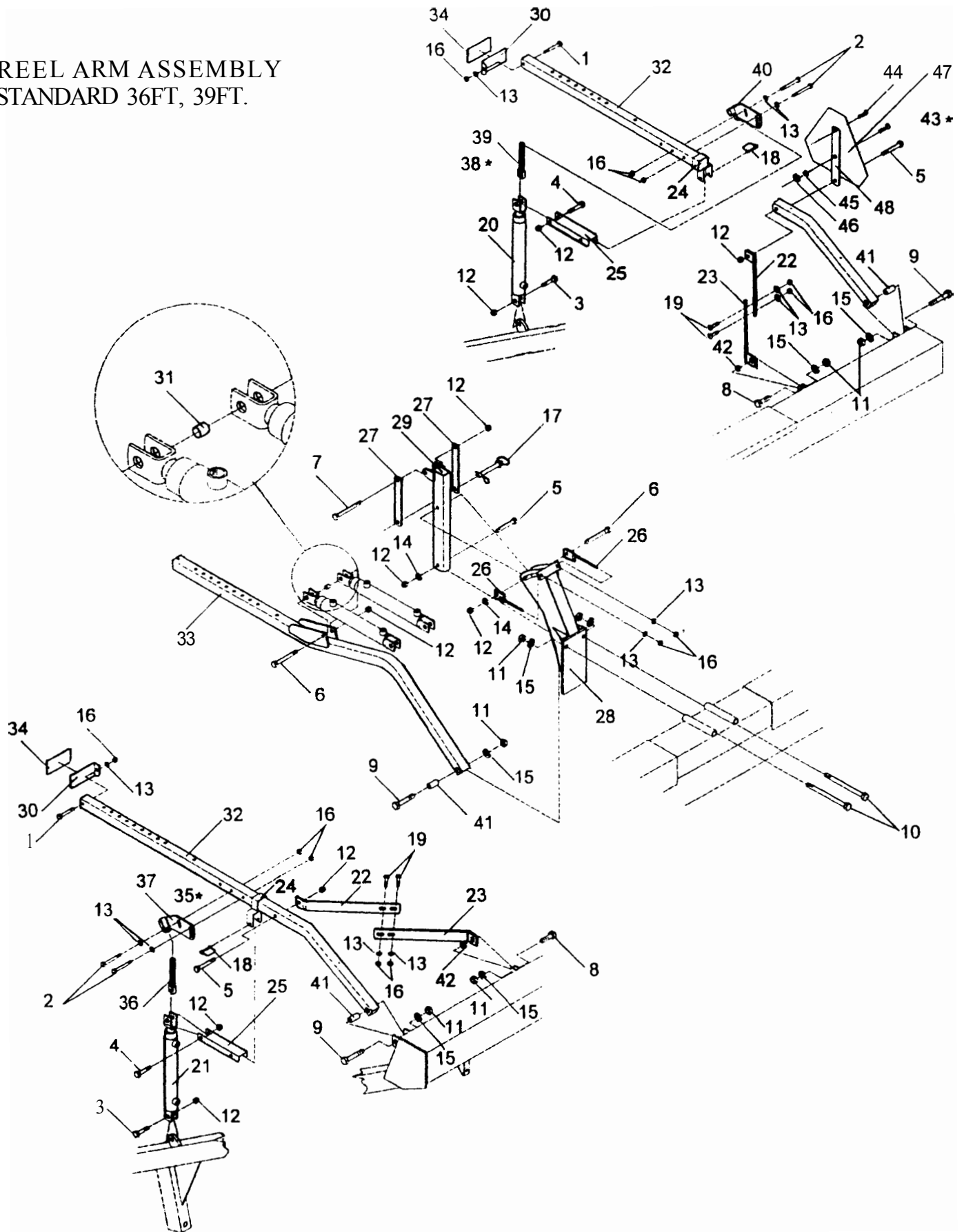
Note : **Hyd.Cylinder Seal** Kit Information is available in the **Hydraulics** Section.

1611/03.09.98

70972/69693/71382/71383-GBH

RL -8.03

REEL ARM ASSEMBLY
STANDARD 36FT, 39FT.



REEL ARM ASSEMBLY - STANDARD 36ft & 39ft.

| Item# | Part# | Qt | Description |
|-------|-------|----|--|
| 1 | 19561 | 2 | Bolt 1/2 x 2-3/4 UNC |
| 2 | 19564 | 4 | Bolt 1/2 x 3-1/2 UNC |
| 3 | 19606 | 2 | Bolt 5/8 x 2-1/4 UNC |
| 4 | 19607 | 2 | Bolt 5/8 x 2-1/2 UNC |
| 5 | 19611 | 3 | Bolt 5/8 x 3-1/2 UNC |
| 6 | 19614 | 2 | Bolt 5/8 x 4-1/2 UNC |
| 7 | 19615 | 1 | Bolt 5/8 x 5 UNC |
| 8 | 19635 | 2 | Bolt 3/4 x 2 UNC |
| 9 | 19641 | 3 | Bolt 3/4 x 3-1/2 UNC |
| 10 | 19651 | 2 | Bolt 3/4 x 8 UNC |
| 11 | 19807 | 7 | Nut 3/4 UNC |
| 12 | 19856 | 10 | Nut 5/8 UNC Nylock |
| 13 | 19924 | 12 | Washer Flat 1/2 |
| 14 | 19954 | 2 | Washer Lock 5/8 |
| 15 | 19955 | 7 | Washer Lock 3/4 |
| 16 | 19975 | 12 | Nut 1/2 UNC C/Lock |
| 17 | 25042 | 1 | Hitch Pin 3/4 x 4-1/2 |
| 18 | 25046 | 2 | Quick Pin 5/16 x 2-1/2 |
| 19 | 26266 | 4 | Bolt 1/2 x 1-1/4 NC Carr. |
| 20 | 61040 | 1 | Cylinder Hyd. - CTD Slave Front Reel - C15-28A30(CTD)1.5 x 10 |
| 21 | 61041 | 1 | Cylinder Hyd. - CTD Master Reel - C15-26A30(CTD)1.5 x 10 |
| 22 | 64196 | 2 | Brace Upper - Reel Arm 1990 |
| 23 | 64197 | 2 | Brace Lower - Reel Arm 1990 |
| 24 | 67226 | 2 | Lock Tie-Back - Reel Arm 93 |
| 25 | 67229 | 2 | Lock Bar - Reel Lift 93 |
| 26 | 68054 | 2 | Draw Bolt Wd. - Slip Clutch |
| 27 | 68355 | 2 | Safety Lock - Cntr. Reel Arm |
| 28 | 69011 | 1 | Reel Tower Wd. - Center 96 |
| 29 | 69330 | 1 | Reel Tower Arm Wd. - Cntr.96 |
| 30 | 70089 | 2 | Reflector Bracket - Reel Arm |
| 31 | 70944 | 1 | Spacer - Cntr.Cyl's 36 & 42 - 97 |
| 32 | 70969 | 2 | Reel Arm Bent - Header 98 |
| 33 | 70970 | 1 | Reel Arm Wd. - High Clear.98 |
| 34 | 71267 | 2 | Decal - Reflector Yellow - Reel |
| 35* | 71382 | 1 | Adjuster Nut Assy - LH 98 |
| 36 | 67222 | 1 | Adjuster Screw - Reel 93 |
| 37 | 67225 | 1 | Adjuster Nut Wd LH 93 |
| 38* | 71383 | 1 | Adjuster Nut Assy - RH 98 |
| 39 | 67222 | 1 | Adjuster Screw - Reel 93 |
| 40 | 67224 | 1 | Adjuster Nut Wd RH 93 |
| 41 | 81039 | 3 | Bushing - Reel Arm 2-1/16 |
| 42 | 81040 | 2 | Bushing - Reel Arm 15/32 |
| 43* | 69693 | 1 | Slow Moving Sign Assembly |
| 44 | 19475 | 2 | Bolt 5/16 X 3/4 UNC |
| 45 | 19935 | 2 | Washer SAE 5/16 |
| 46 | 19989 | 2 | Nut 5/16 UNG C/Lock |
| 47 | 25035 | 1 | Slow Moving Vehicle Sign |
| 48 | 62456 | 1 | Slow Moving Vehicle Sign Mount |

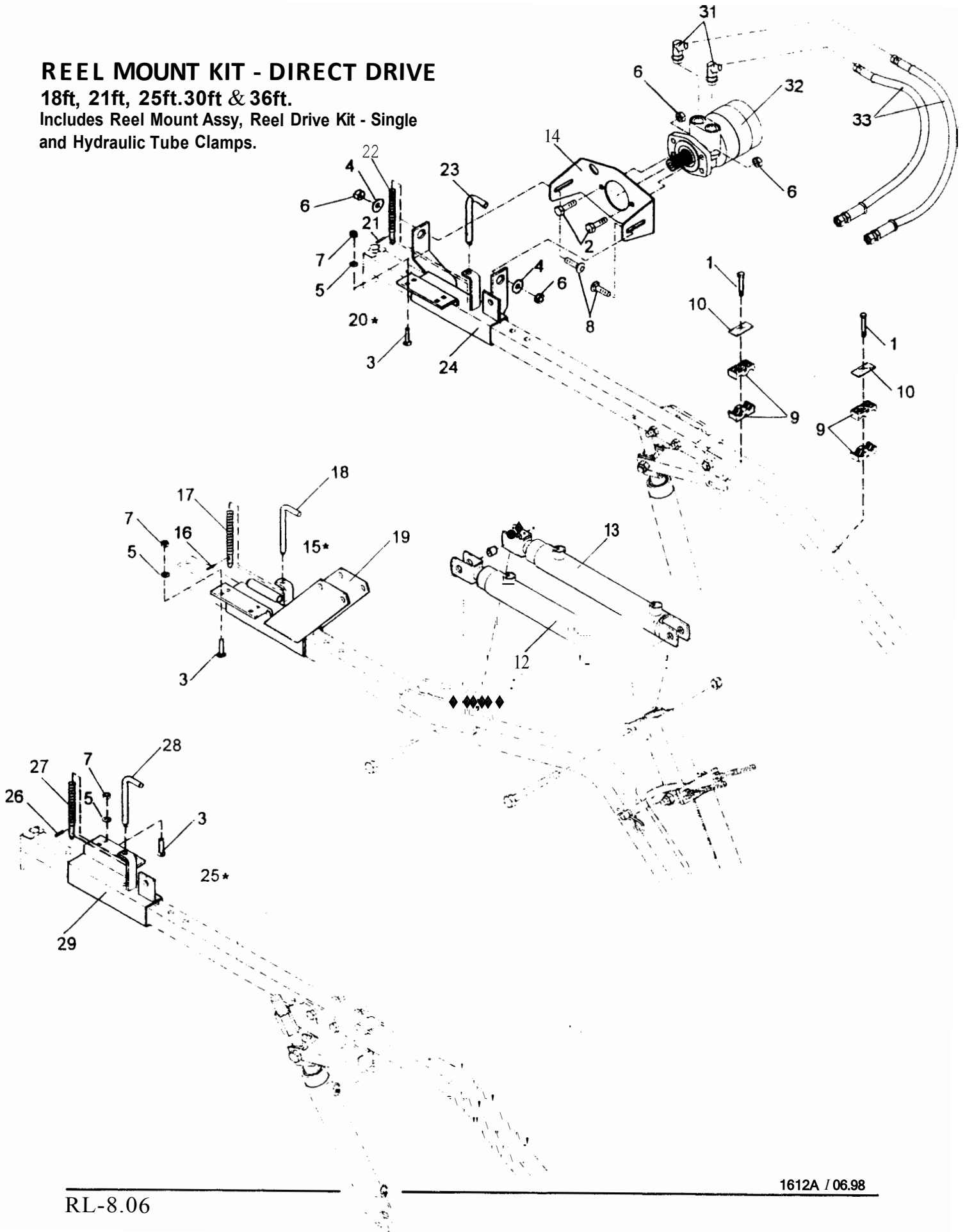
Assy 70973 Includes 1 to 35, 41 to 43.

Note: Hyd.Cylinder Seal Kit Information is available in the **Hydraulics** section.

REEL MOUNT KIT - DIRECT DRIVE

18ft, 21ft, 25ft, 30ft & 36ft.

Includes Reel Mount Assy, Reel Drive Kit - Single
and Hydraulic Tube Clamps.



REEL MOUNT KIT - DIRECT DRIVE

18ft, 21 ft, 25ft, 30ft & 36ft.

Includes Reel Mount Assy and Hydraulic Tube Clamps.

| Item# | Part# | 18-30ft | 36ft | Description |
|------------|--------------|----------|----------|---|
| 1 | 19483 | 2 | 2 | Bolt 5/16 x 2-1/2 UNC |
| 2 | 19556 | 2 | 2 | Bolt 1/2 x 1-1/2 UNC |
| 3 | 19754 | 8 | 12 | Bolt 3/8 x 1-1/4 NC Carr. |
| 4 | 19924 | 2 | 2 | Washer Flat 1/2 |
| 5 | 19936 | 8 | 12 | Washer SAE 3/8 |
| 6 | 19975 | 4 | 4 | Nut 1/2 UNC C/Lock |
| 7 | 19981 | 8 | 12 | Nut 3/8 UNC C/Lock |
| 8 | 26266 | 2 | 2 | Bolt 1/2 x 1-1/4 NC Carr. |
| 9 | 26588 | 4 | 4 | Hyd.Tube Clamp 3/4 - Twin |
| 10 | 26590 | 2 | 2 | Hyd.Tube Clamp Cover- Twin |
| 12 | 61041 | - | 1 | Cyl.Hyd. - CTD Master Reel - C15-26A30(CTD)1.5 x 10 |
| 13 | 68386 | - | 1 | Cyl.Hyd. -Assist Double Reel - C17-24A(CTD)1.75 x 10 |
| 14 | 68887 | 1 | 1 | Motor Plate - HCC Reel - Drct. 95 |
| 15* | 69751 | - | 1 | Reel Mount Assy - CTR DDRV |
| 16 | 26128 | - | 1 | Roll Pin 3/16 x 1 |
| 17 | 26130 | - | 1 | Spring- .072 x .072 x 4 |
| 18 | 66027 | - | 1 | Lock Pin - Reel Mount I CH91 |
| 19 | 69128 | - | 1 | Mount Wd. - Reel Cntr. FIA 96 |
| 20* | 69752 | 1 | 1 | Reel Mount Assy - RH DDRV |
| 21 | 26128 | 1 | 1 | Roll Pin 3/16 x 1 |
| 22 | 26130 | 1 | 1 | Spring- .072x .072 x 4 |
| 23 | 66027 | 1 | 1 | Lock Pin - Reel Mount I CH91 |
| 24 | 69102 | 1 | 1 | Mount Wd. - Reel DDRV RH 96 |
| 25* | 69753 | 1 | 1 | Reel Mount Assy - LH DDRV |
| 26 | 26128 | 1 | 1 | Roll Pin 3/16 x 1 |
| 27 | 26130 | 1 | 1 | Spring - .072 x .072 x 4 |
| 28 | 66027 | 1 | 1 | Lock Pin - Reel Mount I CH91 |
| 29 | 69103 | 1 | 1 | Mount Wd. - Reel DDRV LH 96 |
| 31 | 26253 | 2 | 2 | Elbow 10MB - 10MJ - 45* |
| 32 | 26447 | 1 | 1 | Motor Hyd. - White RE32080500 |
| 33 | 62790 | 2 | 2 | HH08 88 D608 10FJX - 10FJX |

Assy 70411 [18 -30ft] Includes Items 1 to 10, 14, 20*,25* & 30*.

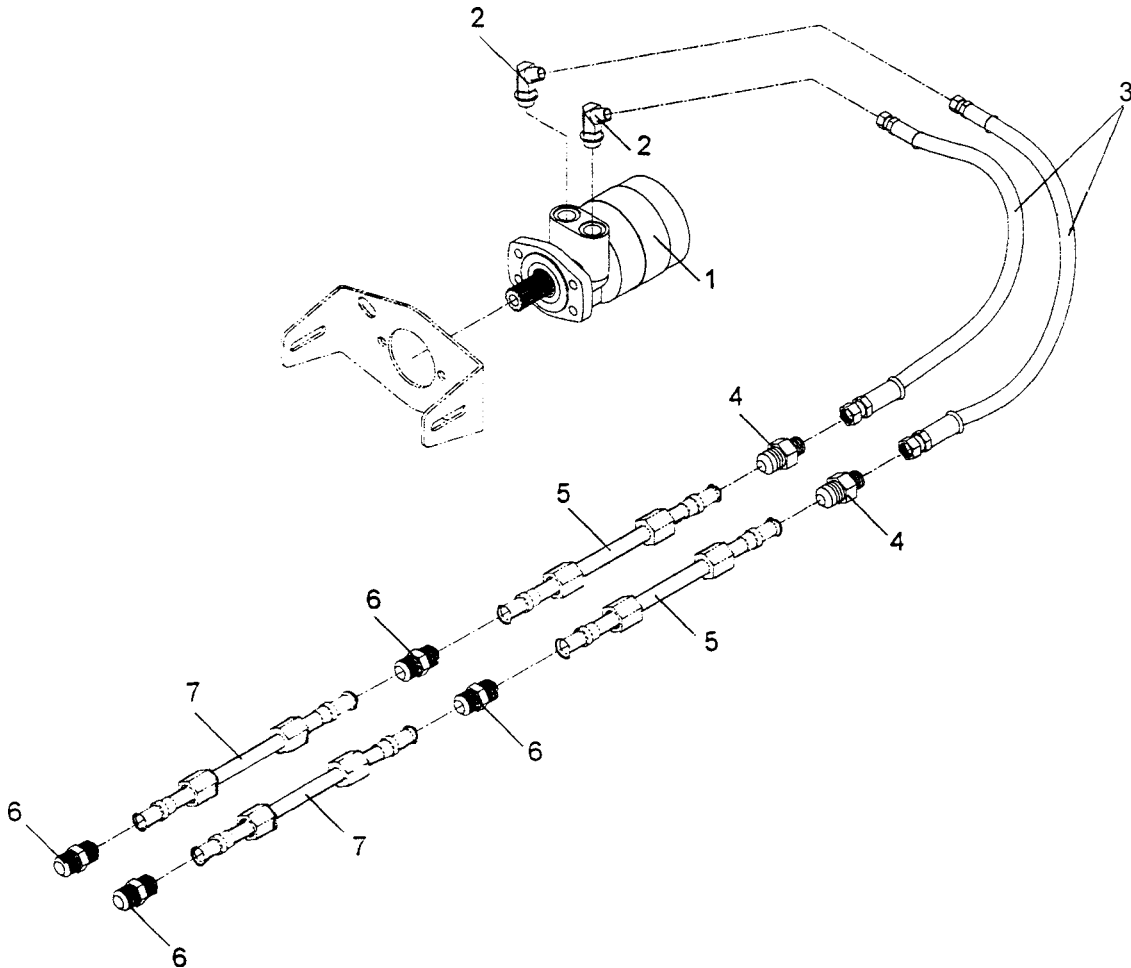
Assy 70428 [36ft] Includes Items 1 to 15, 20*.25* & 30*.

Note: Hydraulic **Motor Seal & Hyd.Cylinder Seal** Kit Information is available in the **Hydraulics** Section.
:Reel Drive Kit - Single 97 Complete Information is available in this section.

REEL DRIVE/ SINGLE - JD4890

STEEL LINES / MOTOR / HOSES

| Item# | Part# | 18ft | 21ft | 25ft | 30ft | 36ft | Description |
|-------|-------|------|------|------|------|------|-------------------------------|
| 1 | 26447 | 1 | 1 | 1 | 1 | 1 | Motor Hyd. - WHITE RE32080500 |
| 2 | 26253 | 2 | 2 | 2 | 2 | 2 | Elbow 10MB - 10MJ - 45* |
| 3 | 62790 | 2 | 2 | 2 | 2 | 2 | HH08 88 0608 10FJX - 10FJX |
| 4 | 21227 | 2 | 2 | 2 | 2 | 2 | Nipple 10MJO - 12MJO |
| 5 | 70760 | 2 | - | - | - | - | Hyd.Tube 3/4 x 19 |
| 5 | 70755 | - | 2 | - | - | - | Hyd.Tube 3/4 x 39 |
| 5 | 70756 | - | - | 2 | - | - | Hyd.Tube 3/4 x 63 |
| 5 | 70758 | - | - | - | 2 | - | Hyd.Tube 3/4 x 93 |
| 5 | 70759 | - | - | - | - | 2 | Hyd.Tube 3/4 x 129 |
| 6 | 21228 | 4 | 4 | 4 | 4 | 4 | Nipple 12MJO - 12MJO |
| 7 | 70754 | 2 | 2 | 2 | 2 | 2 | Hyd.Tube 3/4 x 141 |



Note: Hydraulic Motor Seal Kit Information is available in the Hydraulics Section.

Assy 70376 Reel Drive Kit - Single 97 Includes Items 1 to 4.

1765/06.26.98

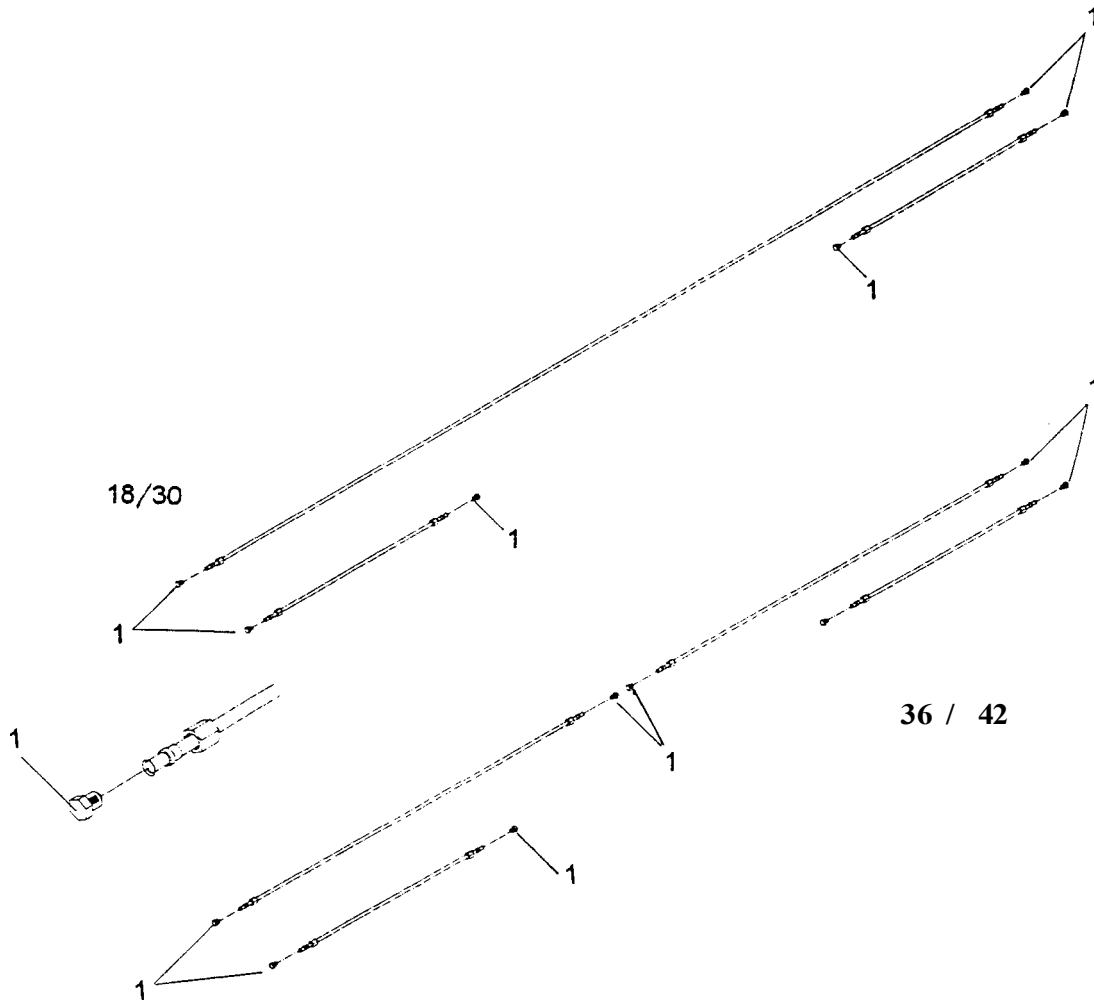
JD4890

RL-8.08

CAPS - NO FORE/AFT -

Including 18ft to 30ft, 36ft to 42ft.

| Item# | Part# | 18/30 | 36/42 | Description |
|-------|-------|-------|-------|---------------------|
| 1 | 21785 | 6 | 8 | Plug - Hex Head 6MJ |



Assy 70748 Caps No Fore/Aft 18-30 97A
 Assy 70749 Caps No Fore/Aft 36-42 97A

1629/03.23.98

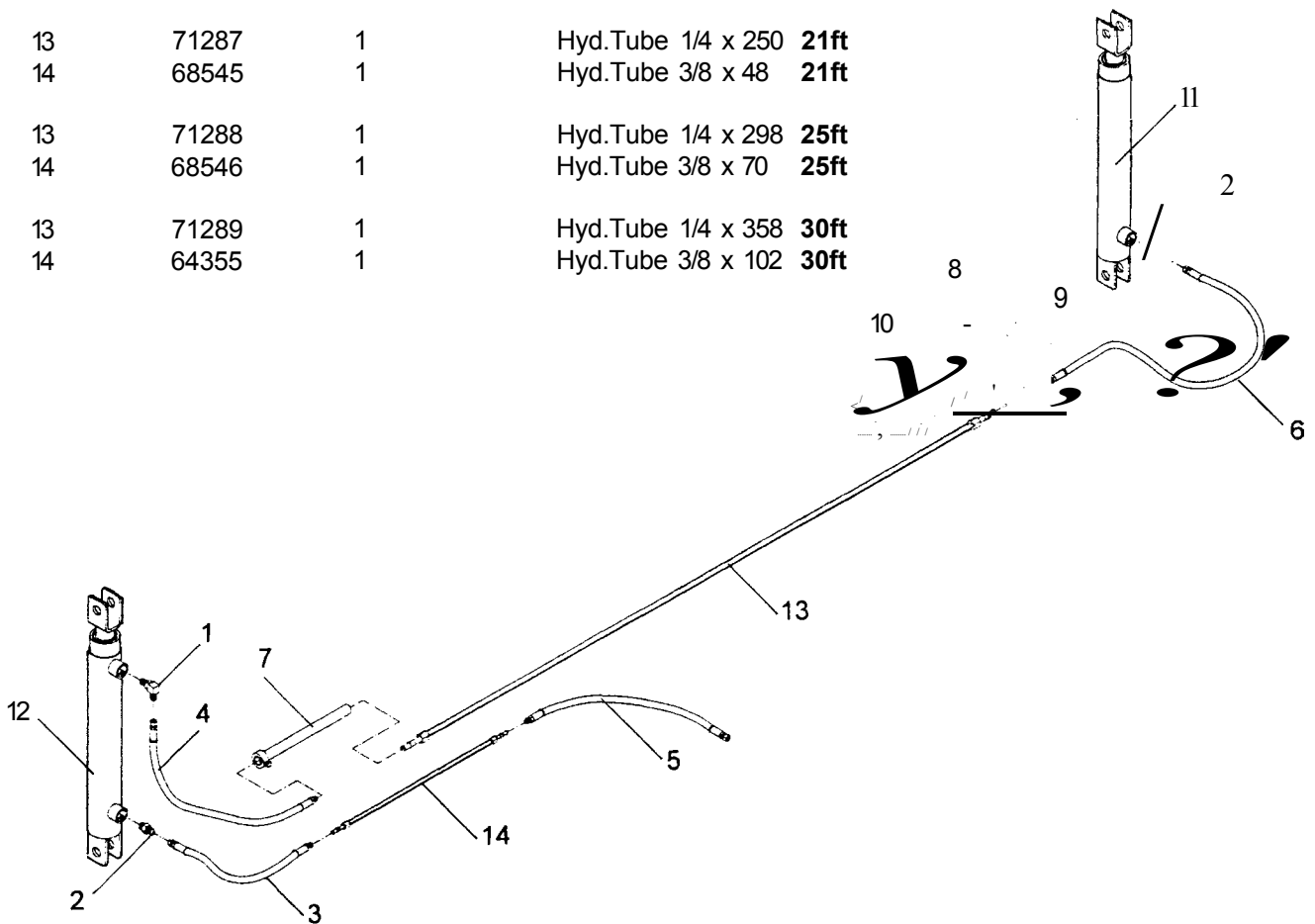
HONEY BEE MFG.LTD., BOX 120, FRONTIER, SASK. SON OWO. PHONE 296-2297, FAX 296-2165.

NOTES

REEL LIFT - HOSE KITS

18ft, 21ft, 25ft & 30ft.

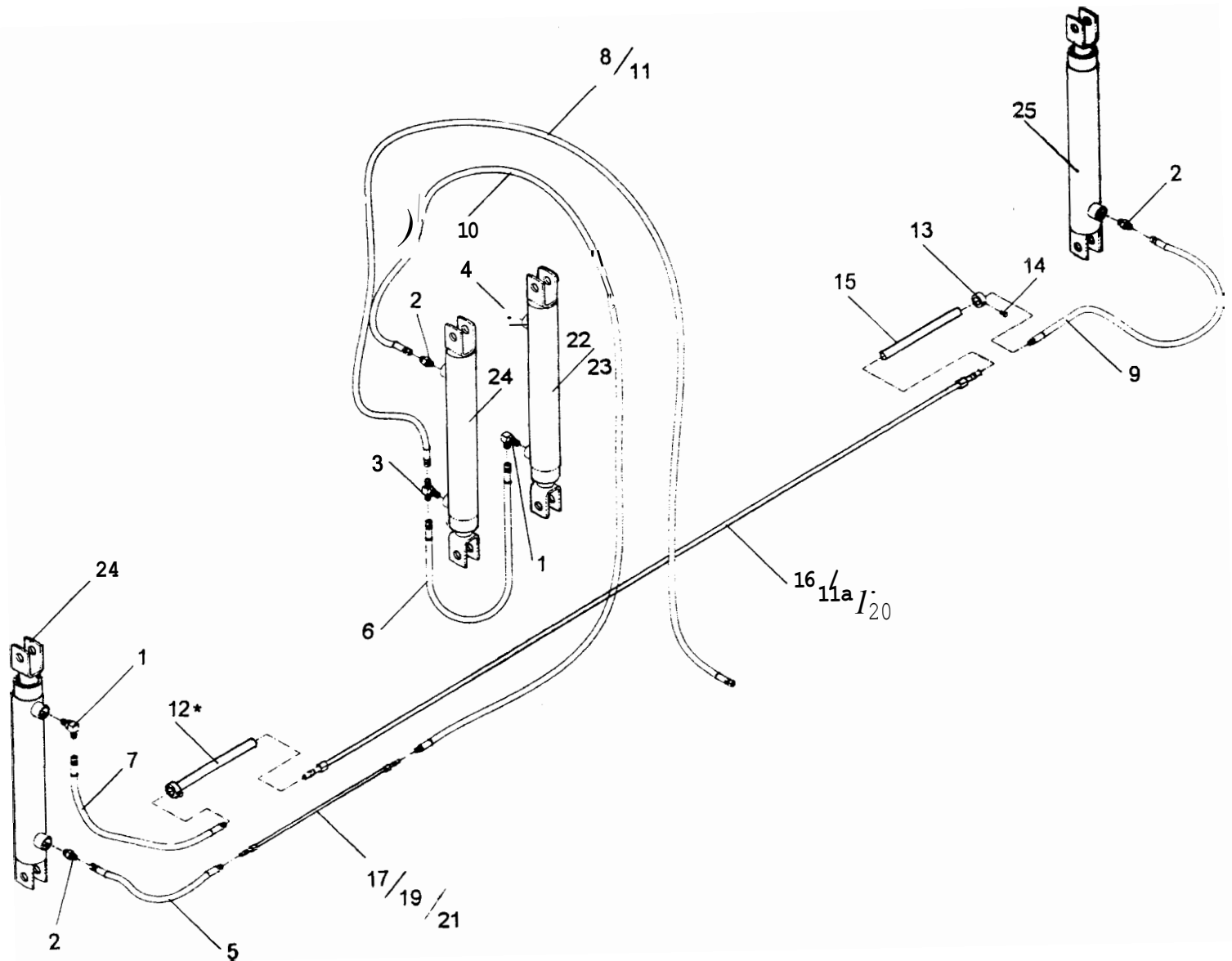
| Item# | Part# | Qty/Assy | Description |
|-------|-------|----------|--|
| 1 | 21105 | 1 | Elbow 6MB - 6MJ - 90* |
| 2 | 21133 | 2 | Nipple 6MB - 6MJ |
| 3 | 64553 | 1 | HH06 30 D606 6MJ - 6FJX |
| 4 | 67722 | 1 | HH04 33 D604 4MJ - 6FJX |
| 5 | 68693 | 1 | HH06 34 D606 6FJX - 6MJ |
| 6 | 69630 | 1 | HH04 24 D604 6FJX - 4MJ |
| 7 | 70725 | 2 | Bundy Flex Bulkhead Assy |
| 8 | 26432 | 1 | Lock Collar 3/4" |
| 9 | 26707 | 1 | Set Screw Sq. Head 5/16 x 1 |
| 10 | 71433 | 1 | Tube - Bundy Flex Assy - 98 |
| 11 | 61040 | 1 | Cyl.Hyd. - CTD Slave Front Reel - C15-28A30(CTD) 1.5 x 10 |
| 12 | 61041 | 1 | Cyl.Hyd. - CTD Master Reel - C15-26A30(CTD) 1.5 x 10 |
| 13 | 71286 | 1 | Hyd.Tube 1/4 x 214 18ft |
| 14 | 68545 | 1 | Hyd.Tube 3/8 x 48 18ft |
| 13 | 71287 | 1 | Hyd.Tube 1/4 x 250 21ft |
| 14 | 68545 | 1 | Hyd.Tube 3/8 x 48 21ft |
| 13 | 71288 | 1 | Hyd.Tube 1/4 x 298 25ft |
| 14 | 68546 | 1 | Hyd.Tube 3/8 x 70 25ft |
| 13 | 71289 | 1 | Hyd.Tube 1/4 x 358 30ft |
| 14 | 64355 | 1 | Hyd.Tube 3/8 x 102 30ft |



Assy 70243 Hose Kit - Reel Lift 18-30 97
Includes Item #'s 1-7.

1622/03.19.98

REEL LIFT - HOSE KITS
36ft / 39ft & 42ft.



REEL LIFT - HOSE KITS

36ft / 39ft & 42ft.

| Item# | Part# | 36ft | 39ft | 42ft | Description |
|-------|-------|------|------|------|--|
| 1 | 21105 | 2 | 2 | 2 | Elbow 6MB - 6MJ - 90* |
| 2 | 21133 | 3 | 3 | 3 | Nipple 6MB - 6 MJ |
| 3 | 21775 | 1 | 1 | 1 | Tee 6MJ - 6MB - 6MJ |
| 4 | 25103 | 1 | 1 | 1 | Breather 4MP |
| 5 | 64553 | 1 | 1 | 1 | HH06 30 0606 6MJ - 6FJX |
| 6 | 64554 | 1 | 1 | 1 | HH06 12 0606 6FJX - 6FJX |
| 7 | 67722 | 1 | 1 | 1 | HH04 33 0604 4MJ - 6FJX |
| 8 | 68687 | 1 | 1 | - | HH06 154 0606 6FJX - 6FJX |
| 9 | 69630 | 1 | 1 | 1 | HH04 24 0604 6FJX - 4MJ |
| 10 | 70390 | 1 | 1 | 1 | HH06 50 0606 6MJ - 6FJX |
| 11 | 70884 | - | - | 1 | HH06 174 0606 6FJX - 6FJX |
| 12* | 70725 | 2 | 2 | 2 | Bundy Flex Bulkhead Assy |
| 13 | 26432 | 1 | 1 | 1 | Lock Collar 314" |
| 14 | 26707 | 1 | 1 | 1 | Set Screw Sq. Head 5116 x 1 |
| 15 | 71433 | 1 | 1 | 1 | Tube - Bundy Flex Assy - 98 |
| 16 | 71290 | 1 | - | - | Hyd.Tube 1/4 x 433 |
| 17 | 70528 | 1 | - | - | Hyd.Tube 3/8 x 205 |
| 18 | 71291 | - | 1 | - | Hyd.Tube 1/4 x 469 |
| 19 | 70528 | - | 1 | - | Hyd.Tube 3/8 x 205 |
| 20 | 71292 | - | - | 1 | Hyd.Tube 1/4 x 505 |
| 21 | 67963 | - | - | 1 | Hyd.Tube 3/8 x 240 |
| 22 | 68386 | 1 | 1 | 1 | Cyl.Hyd. Assist Double Reel 36/42 STANDARD - C17-24A(CTD)1.75 x 10 |
| 23 | 61039 | 1 | 1 | 1 | Cyl.Hyd.CTO Slave Side Reel 36/42 JD - C15-27A30(CTD)1.5 x 10 |
| 24 | 61041 | 2 | 2 | 2 | Cyl.Hyd.CTD Master Reel 36/42 STANDARD/ 36/42 JD - C15-26A30(CTO)1.5 x 10 |
| 25 | 61040 | 1 | 1 | 1 | Cyl.Hyd.CTO Slave Reel 36/39/42 STANDARD -C15-28A(CTO)1.5x 10 |

Assy 70535 - Hose Kit - Reel Lift 36/39 97
Includes Item #'s 1-10, 12.

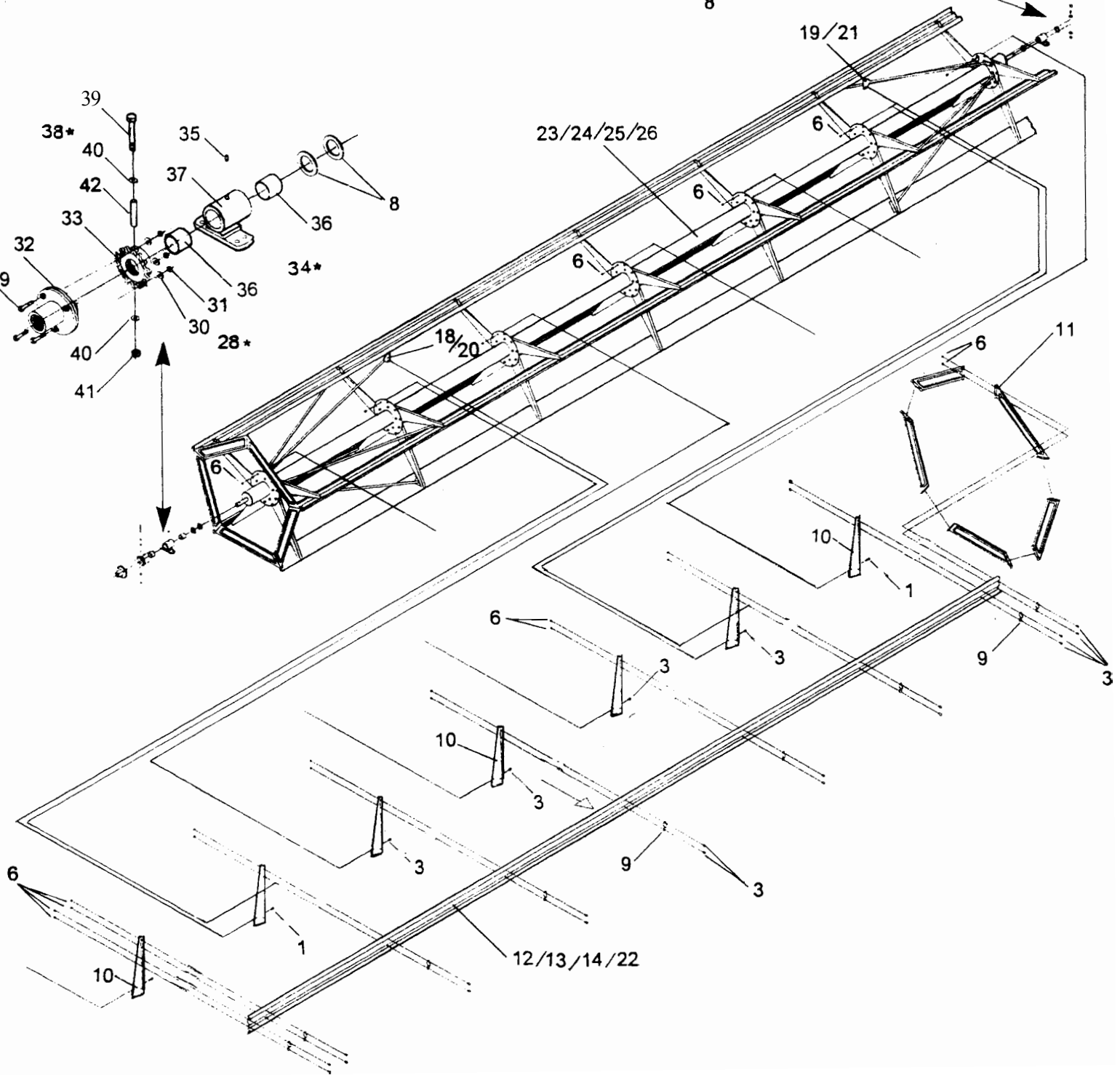
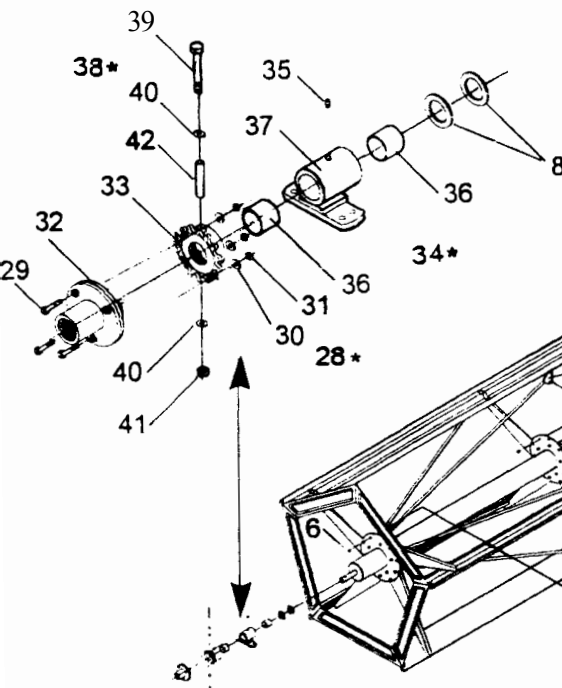
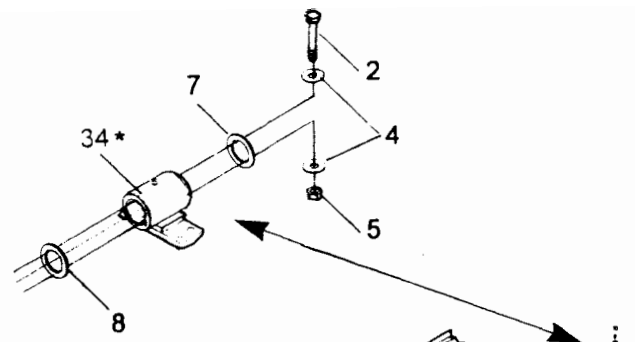
Assy 70883 - Hose Kit - Reel Lift 42 97
Includes Item #'s 1-7, 9-12.

Note: **Hyd.Cyl.Seal** Kit Information is available in the **Hydraulics** Section.

1623/03.20.98

**BAT REEL ASSEMBLIES -
18ft, 21ft, 25ft & 30ft.**

Includes Coupler Assy, Mount Kit, Roll Pin Kit.



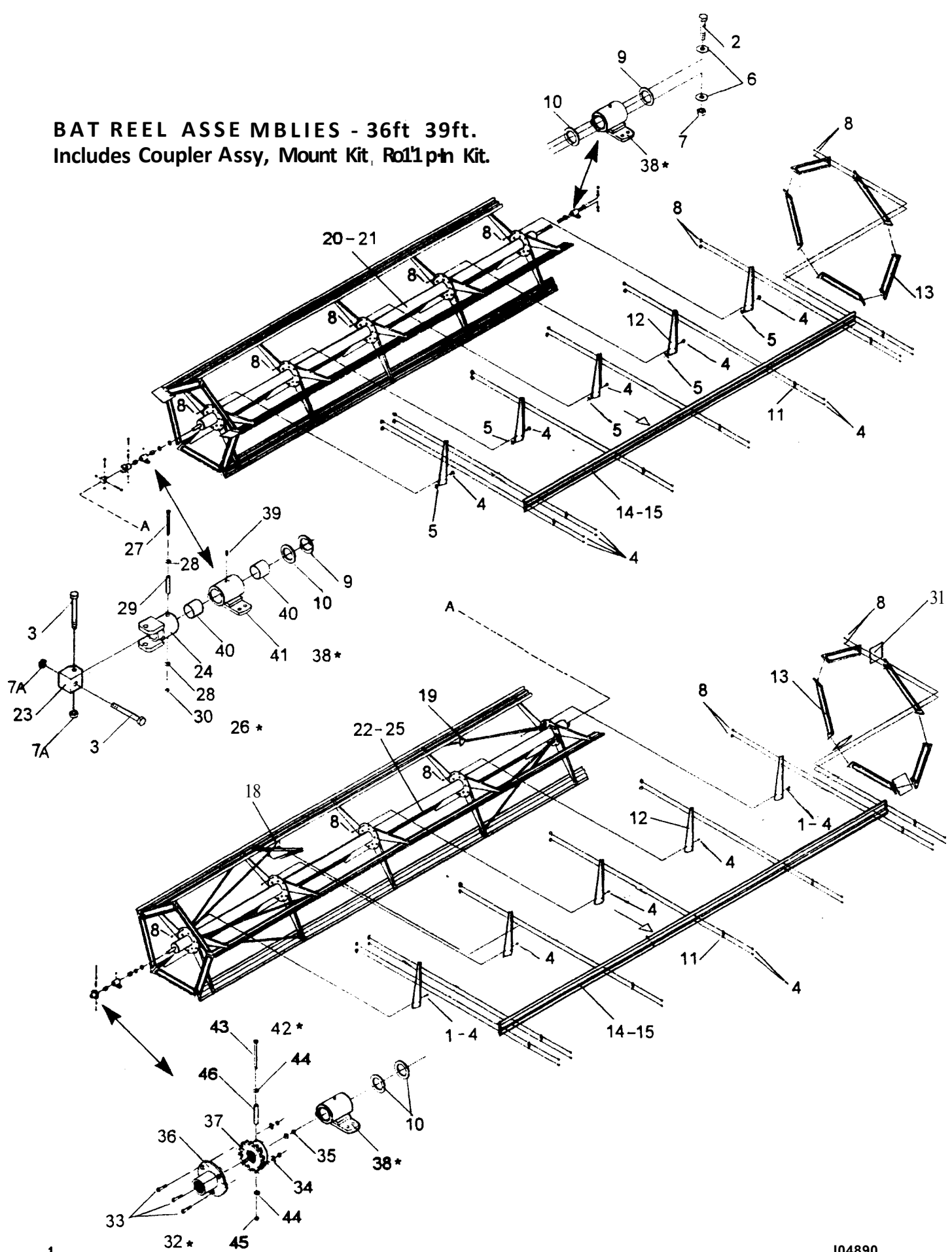
BAT REEL ASSEMBLIES - 18ft, 21ft, 25ft & 30ft.

Includes Coupler Assy, Mount Kit, Roll Pin Kit.

| Item# | Part# | 18ft | 21ft | 25ft | 30ft | Description |
|------------|--------------|----------|----------|----------|----------|--|
| 1 | 19478 | - | 20 | 20 | 20 | Bolt 5/16 x 1-1/4 UNC |
| 2 | 19559 | 1 | 1 | 1 | 1 | Bolt 1/2 x 2-1/4 UNC |
| 3 | 19708 | 145 | 125 | 150 | 175 | Bolt 5/16 x 3/4 UNC Flange |
| 4 | 19924 | 2 | 2 | 2 | 2 | Washer Flat 1/2 |
| 5 | 19975 | 1 | 1 | 1 | 1 | Nut 1/2 C/Lock |
| 6 | 19989 | 145 | 145 | 170 | 195 | Nut 5/16 UNC C/Lock |
| 7 | 26596 | 1 | 1 | 1 | 1 | Mach.Bushing - 2.25 x 1.5 - 14G |
| 8 | 26724 | 3 | 3 | 3 | 3 | Mach.Bushing - 2.25 x 1.5 - 10G |
| 9 | 61596 | 35 | 35 | 40 | 45 | Reel Bat Clip |
| 10 | 61619 | 25 | 25 | 30 | 35 | ReelBatArm |
| 11 | 61620 | 10 | 10 | 10 | 10 | Reel Bat End Brace |
| 12 | 61621 | - | - | 5 | - | Reel Bat - 25ft |
| 13 | 61622 | - | 5 | - | - | Reel Bat - 21ft |
| 14 | 62117 | 5 | - | - | - | Reel Bat - 18ft - TM36 |
| 18 | 63281 | - | 5 | - | 5 | Reel Truss Wd. - RH 21 & 30 |
| 19 | 63282 | - | 5 | - | 5 | Reel Truss Wd. - LH 21 & 30 |
| 20 | 63283 | - | - | 5 | - | Reel Truss Wd. - RH 25ft |
| 21 | 63284 | - | - | 5 | - | Reel Truss Wd. - LH 25ft |
| 22 | 63377 | - | - | - | 5 | Reel Bat - 30ft |
| 23 | 63475 | - | - | 1 | - | Reel Tube Wd. - 25ft |
| 24 | 63476 | - | 1 | - | - | Reel Tube Wd. - 21ft |
| 25 | 63477 | 1 | - | - | - | Reel Tube Wd. - 18ft |
| 26 | 63610 | - | - | - | 1 | Reel Tube Wd. - 30ft |
| 28* | 70083 | 1 | 1 | 1 | 1 | Coupler Assy - HCC/BAT Reel |
| 29 | 19477 | 3 | 3 | 3 | 3 | Bolt 5/16 x 1 UNG |
| 30 | 19935 | 3 | 3 | 3 | 3 | Washer SAE 5/16 |
| 31 | 19989 | 3 | 3 | 3 | 3 | Nut 5/16 UNG C/Lock |
| 32 | 70074 | 1 | 1 | 1 | 1 | Coupler Wd. - U2 P/Up Reel |
| 33 | 70080 | 1 | 1 | 1 | 1 | DriveWd. - Cplr. HCC Reel 97 |
| 34* | 70092 | 2 | 2 | 2 | 2 | Mount Kit - BAT Reel 96 |
| 35 | 25081 | 1 | 1 | 1 | 1 | Grease Zerk 1/8 NPT |
| 36 | 26103 | 2 | 2 | 2 | 2 | Bushing Bronze 1.75 x1.5 x1.5 |
| 37 | 69112 | 1 | 1 | 1 | 1 | Mount Bracket Wd. - BAT Reel 96 |
| 38* | 70718 | 1 | 1 | 1 | 1 | Roll Pin Kit 2-3/4inch |
| 39 | 19463 | 1 | 1 | 1 | 1 | Bolt 1/4 x 3-1/4 UNG |
| 40 | 19934 | 2 | 2 | 2 | 2 | Washer SAE 1/4 |
| 41 | 26265 | 1 | 1 | 1 | 1 | Nut 1/4 UNG C/Lock |
| 42 | 26603 | 1 | 1 | 1 | 1 | Roll Pin 1/2 x 2-3/4 |

| | | |
|------|-------|---|
| Assy | 69868 | - Bat Reel Assembly - 18ft - Includes Item #'s 2-11, 14,25,28-42. |
| Assy | 70103 | - Bat Reel Assembly - 21ft Includes Item #'s 1-11, 13, 18/19,24,28-42. |
| Assy | 70127 | - Bat Reel Assembly - 25ft Includes Item #'s 1-12,20/21,23,28-42. |
| Assy | 70261 | - Bat Reel Assembly - 30ft Includes Item#'s 1-11,18/19,22,26-42. |

BAT REEL ASSEMBLIES - 36ft 39ft.
Includes Coupler Assy, Mount Kit, Roll pin Kit.



BAT REEL ASSEMBLIES - 36ft & 39ft.

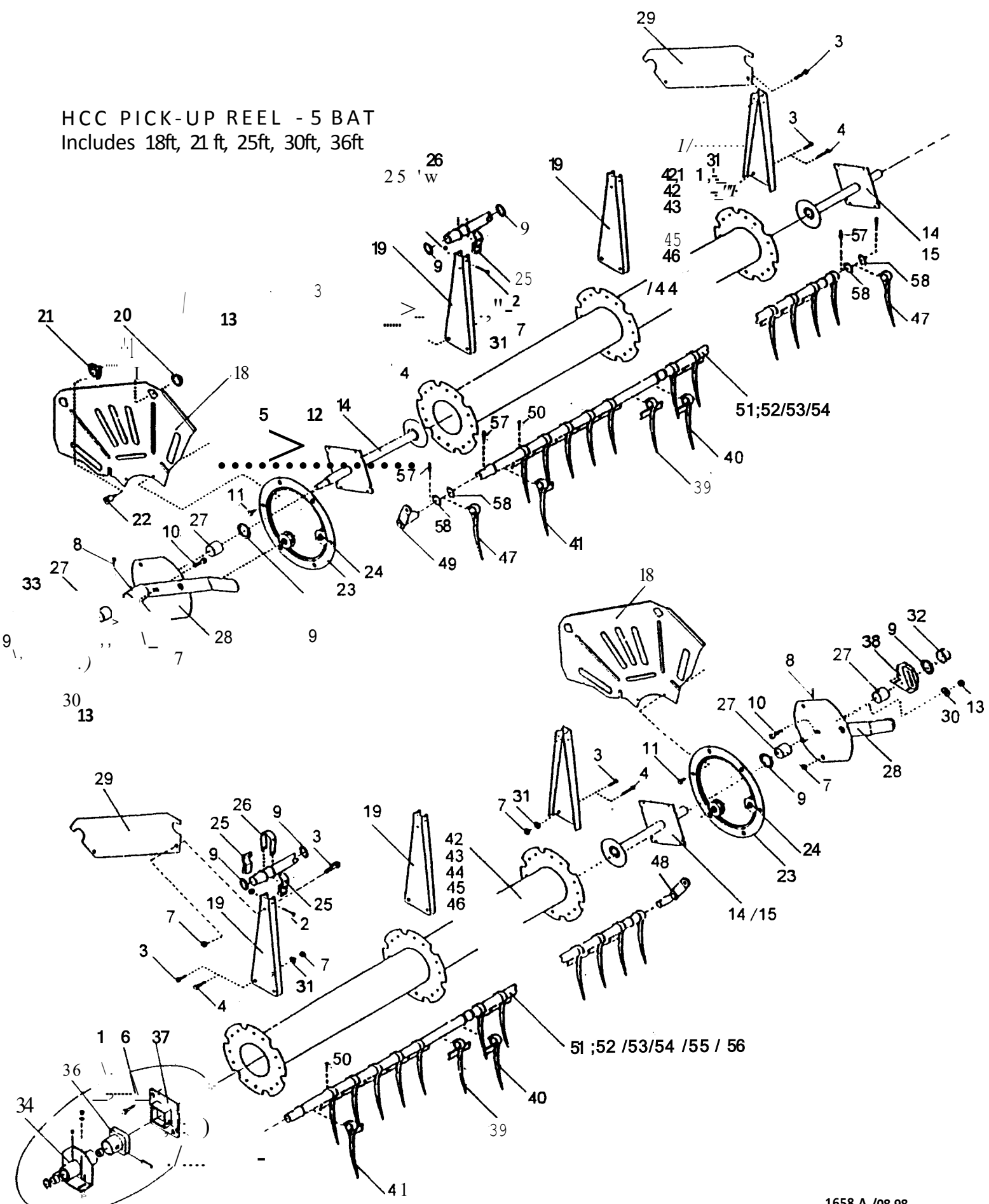
Includes Coupler Assy, Mount Kit, Roll Pin Kit.

[42ft is not offered at this time.]

| Item# | Part# | 36ft | 39ft | [42ft] | Description |
|-------|-------|------|------|--------|------------------------------------|
| 1 | 19478 | - | 20 | 40 | Bolt 5/16 x 1-1/4 UNC |
| 2 | 19559 | 1 | 1 | 1 | Bolt 1/2 x 2-1/4 UNC |
| 3 | 19611 | 2 | 2 | 2 | Bolt 5/8 x 3-1/2 UNC |
| 4 | 19708 | 290 | 270 | 250 | Bolt 5/16 x 3/4 UNC Flange |
| 5 | 19921 | 25 | 25 | 25 | Washer Flat 5/16 |
| 6 | 19924 | 2 | 2 | 2 | Washer Flat 1/2 |
| 7 | 19975 | 1 | 1 | 1 | Nut 1/2 UNC C/Lock |
| 7A | 19856 | 2 | 2 | 2 | Nut 5/8 Nylock UNC |
| 8 | 19989 | 290 | 290 | 290 | Nut 5/16 UNC C/Lock |
| 9 | 26596 | 2 | 2 | 2 | Machine Bushing - 2.25 x 1.5 - 14G |
| 10 | 26724 | 4 | 4 | 4 | Machine Bushing - 2.25 x 1.5 - 10G |
| 11 | 61596 | 70 | 70 | 70 | Reel Bat Clip |
| 12 | 61619 | 50 | 50 | 50 | Reel Bat Arm |
| 13 | 61620 | 20 | 20 | 20 | Reel Bat End Brace |
| 14 | 61622 | - | 5 | 10 | Reel Bat - 21 ft - TM42 |
| 15 | 62117 | 10 | 5 | - | Reel Bat - 18ft - TM36 |
| 18 | 63281 | - | 5 | 10 | Reel Truss Wd. - RH 21 & 30 |
| 19 | 63282 | - | 5 | 10 | Reel Truss Wd. - LH 21 & 30 |
| 20 | 63476 | - | - | 1 | Reel Tube Wd. - 21ft |
| 21 | 63477 | 1 | 1 | - | Reel Tube Wd. - 18ft |
| 22 | 66606 | 1 | - | - | Reel Tube Wd. - 18ft U-Joint |
| 23 | 66610 | 1 | 1 | 1 | U-Joint Block Reel Ser. IV |
| 24 | 66612 | 1 | 1 | 1 | Coupler - U Joint / Bat Reel |
| 25 | 67313 | - | 1 | 1 | Reel Tube Wd. - 21ft U-Joint |
| 26* | 68236 | 1 | 1 | 1 | Roll Pin Kit 2-1/2 inch 94 |
| 27 | 19462 | 1 | 1 | 1 | Bolt 1/4 x 3 UNC |
| 28 | 19934 | 2 | 2 | 2 | Washer SAE 1/4 |
| 29 | 25592 | 1 | 1 | 1 | Roll Pin 1/2 x 2-112 |
| 30 | 26265 | 1 | 1 | 1 | Nut 1/4 C/Lock |
| 31 | 68709 | 5 | 5 | 5 | Flap - Double Bat Reel 95 |
| 32* | 70083 | 1 | 1 | 1 | Coupler Assy - HCC / BAT Reel |
| 33 | 19477 | 3 | 3 | 3 | Bolt 5/16 x 1 UNC |
| 34 | 19935 | 3 | 3 | 3 | Washer SAE 5/16 |
| 35 | 19989 | 3 | 3 | 3 | Nut 5/16 UNC C/Lock |
| 36 | 70074 | 1 | 1 | 1 | Coupler Wd. - U2 P/Up Reel |
| 37 | 70080 | 1 | 1 | 1 | Drive Wd. - Coupler HCC Reel 97 |
| 38* | 70092 | 3 | 3 | 3 | Mount Kit - Bat Reel 96 |
| 39 | 25081 | 1 | 1 | 1 | Grease Zerk 1/8 NPT |
| 40 | 26103 | 2 | 2 | 2 | Bushing Bronze 1.75 x 1.5 x 1.5 |
| 41 | 69112 | 1 | 1 | 1 | Mount Bracket Wd. - Bat Reel |
| 42* | 70718 | 1 | 1 | 1 | Roll Pin Kit - 2-3/4 inch |
| 43 | 19463 | 1 | 1 | 1 | Bolt 1/4 x 3-1/4 UNC |
| 44 | 19934 | 2 | 2 | 2 | Washer SAE 1/4 |
| 45 | 26265 | 1 | 1 | 1 | Nut 1/4 UNC C/Lock |
| 46 | 26603 | 1 | 1 | 1 | Roll Pin 1/2 x 2-3/4 |

| | | |
|-------------|--------------|---|
| Assy | 70717 | Bat Reel Assy 36ft |
| Assy | 71483 | Bat Reel Assy 39ft |
| [Assy | 70769 | Bat Reel Assy 42ft- Not Offered at this time] |

HCC PICK-UP REEL - 5 BAT
Includes 18ft, 21ft, 25ft, 30ft, 36ft



NOTE : Refer to Reel Connector Kit for further information.

1658,A /08.98

HCC PICK-UP REEL - 5 BAT

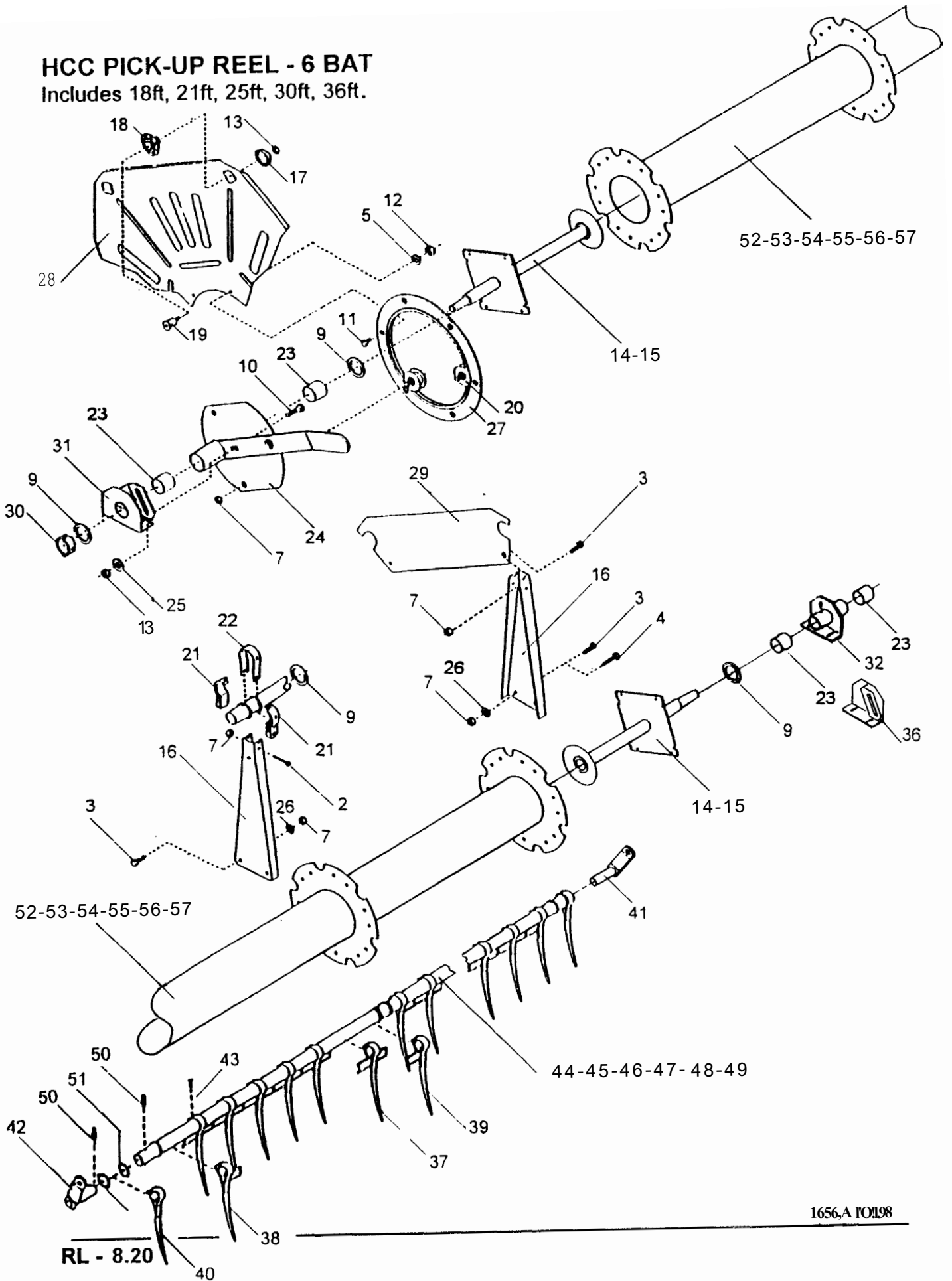
Includes 18ft, 21ft, 25ft, 30ft, 36ft f42ft- is not offered at this time.]

| Item# | Part# | 18ft | 21ft | 25ft | 30ft | 36ft | [42ft] | Description | HCC #'s |
|-------|-------|------|------|------|------|------|--------|----------------------------------|-----------|
| 1 | 19500 | - | - | - | - | 2 | 2 | Bolt 3/8 x 1-1/4 UNC | 202160 |
| 2 | 19763 | 20 | 20 | 25 | 25 | 40 | 40 | Bolt M10 - x 50 | 202812 |
| 3 | 19771 | 37 | 37 | 42 | 42 | 74 | 74 | Bolt M10-1.50 x 25 | 202807 |
| 4 | 19774 | 8 | 8 | 8 | 8 | 16 | 16 | Bolt M10 -1.50 x 30 | 202808 |
| 5 | 19949 | 5 | 5 | 10 | 10 | 10 | 10 | Washer Lock 5/16 | 214232 |
| 6 | 19950 | - | - | - | - | 2 | 2 | Washer Lock 3/8 | 214130 |
| 7 | 19994 | 68 | 68 | 81 | 81 | 136 | 136 | Nut M10 Metric | 212412 |
| 8 | 25081 | 2 | 2 | 2 | 2 | 4 | 4 | Grease Zerk 1/8 NPT | 218110 |
| 9 | 26460 | 4 | 4 | 4 | 4 | 6 | 6 | Washer Flat | 214430 |
| 10 | 26488 | 1 | 1 | 2 | 2 | 2 | 2 | Bolt M12 - 1.75 x 40 Carr. | 201145 |
| 11 | 26489 | 5 | 5 | 10 | 10 | 10 | 10 | Bolt MB -1.25 x 20 Hex.Head | 202861 |
| 12 | 26490 | 5 | 5 | 10 | 10 | 10 | 10 | Nut MB x 1.25 Hex. | 212402 |
| 13 | 26493 | 6 | 6 | 12 | 12 | 12 | 12 | NutM12 x1.75Hex. | 212404 |
| 14 | 26495 | 2 | 2 | - | - | 3 | 3 | Shaft -HCC <i>Driving</i> End SG | 782695 |
| 15 | 26496 | - | - | 2 | 2 | - | - | Shaft -HCC <i>Driving</i> End DB | 782697 |
| 18 | 26499 | 1 | 1 | 2 | 2 | 2 | 2 | Shield End - HCC Eccentric | 481952 |
| 19 | 26500 | 20 | 20 | 25 | 25 | 40 | 40 | Reel Arm | 481775 |
| 20 | 26501 | 5 | 5 | 10 | 10 | 10 | 10 | Bearing -HCC Fem/Eccentric | 243721 |
| 21 | 26502 | 5 | 5 | 10 | 10 | 10 | 10 | Bearing -HCC Male/Eccentric | 243720 |
| 22 | 26503 | 5 | 5 | 10 | 10 | 10 | 10 | Screw -HCC Socket Head | 204800 |
| 23 | 26504 | 1 | 1 | 2 | 2 | 2 | 2 | Control Ring - HCC 5 Bat | 480720 |
| 24 | 26505 | 3 | 3 | 6 | 6 | 6 | 6 | Control Ring Roller | 243719 |
| 25 | 26506 | 40 | 40 | 50 | 50 | 80 | 80 | Bearing - HCC Reel Arm | 243714 |
| 26 | 26507 | 20 | 20 | 25 | 25 | 40 | 40 | Bearing Strap | 481776 |
| 27 | 26508 | 4 | 4 | 4 | 4 | 6 | 6 | Bushing - Oilite | 243340 |
| 28 | 26509 | 1 | 1 | 2 | 2 | 2 | 2 | Roller Frame | 782351 |
| 29 | 26510 | 5 | 5 | - | - | 10 | 10 | End Shield - HCC SG/Eccen. | 481946 |
| 30 | 26511 | 1 | 1 | 2 | 2 | 2 | 2 | Washer 12mm Belleville | 214244 |
| 31 | 26512 | 40 | 40 | 50 | 50 | 80 | 80 | Washer 10mm Lock | 214233 |
| 32 | 26774 | 1 | 1 | 2 | 2 | 1 | 2 | Lock Collar - c/w Sets | 782217 |
| 33 | 68172 | 1 | 1 | 1 | 1 | 1 | 1 | Mount Wd. HCC Reel LH 94 | 782689 |
| 34 | 68173 | 1 | 1 | - | - | 1 | 1 | Mount Wd.HCC Reel Center | 782797 |
| 36 | 68226 | - | - | - | - | 1 | 1 | U-Joint Wd.-Male HCC Reel | 782794 |
| 37 | 68231 | - | - | - | - | 1 | 1 | U-Joint Plate-Fem-HCC Reel | 782795 |
| 38 | 68233 | - | - | 1 | 1 | 1 | 1 | Mount Wd.-HCC Reel RH 94 | 782691 |
| 39 | 26417 | 200 | 240 | 280 | 350 | 400 | 480 | Plastic Bat Finger | 224016 |
| 40 | 26418 | 15 | 15 | 20 | 20 | 30 | 30 | Plastic Bat Finger HCC-RH | 224017 |
| 41 | 26419 | 15 | 15 | 20 | 20 | 30 | 30 | Plastic Bat Finger HCC-L H | 224018 |
| 42 | 26481 | 1 | - | - | - | - | - | Center Shaft Assy - HCC 18 | 782406 |
| 42.1 | 26482 | - | 1 | - | - | - | - | Center Shaft Assy - HCC 21 | 782381 |
| 43 | 26483 | - | - | 1 | - | - | - | Center Shaft Assy - HCC 25 | 782582 |
| 44 | 26484 | - | - | - | 1 | - | - | Center Shaft Assy - HCC 30 | 782532 |
| 45 | 26485 | - | - | - | - | 1 | - | Center Shaft Assy - HCC 36 | 782406 |
| 46 | 26486 | - | - | - | - | - | 1 | Center Shaft Assy - HCC 42 | 782381 |
| 47 | 26487 | 10 | 10 | 10 | 10 | 20 | 20 | Plastic Finger | 224019 |
| 48 | 26491 | - | - | 5 | 5 | 5 | 5 | Crank Arm - HCC Reel RH | 782117 |
| 49 | 26492 | 5 | 5 | 5 | 5 | 5 | 5 | Crank Arm - HCC Reel LH | 782118 |
| 50 | 26494 | 240 | 280 | 330 | 400 | 480 | 560 | Screw - HCC P/Up Tine | 208064 |
| 51 | 26513 | 5 | - | - | - | - | - | Finger Support Tube HCC18 | 481901-18 |
| 52 | 26514 | - | 5 | - | - | - | - | Finger Support Tube HCC21 | 481969-21 |
| 53 | 26515 | - | - | 5 | - | - | - | Finger Support Tube HCC25 | 481792-25 |
| 54 | 26516 | - | - | - | 5 | - | - | Finger Support Tube HCC30 | 481834-30 |
| 55 | 26517 | - | - | - | - | 5 | - | Finger Support Tube HCC36 | 481901-36 |
| 56 | 26518 | - | - | - | - | - | 5 | Finger Support Tube HCC42 | 481969-42 |
| 57 | 26519 | 20 | 20 | 20 | 20 | 40 | 40 | Spring Pin #8 Slotted HCC | 216123 |
| 58 | 26602 | 20 | 20 | 20 | 20 | 40 | 40 | Washer Flat -HCC 214551 | 214551 |
| 59 | 70772 | 1 | 1 | 1 | 1 | 1 | 1 | Lock Collar Drive End | - |

- Assy 70635 HCC P/Up Reel 18ft 5 BAT
- Assy 70637 HCC P/Up Reel 21ft 5 BAT
- Assy 70639 HCC P/Up Reel 25ft 5 BAT
- Assy 70641 HCC P/Up Reel 30ft 5 BAT
- Assy 70643 HCC P/Up Reel 36ft 5 BAT
- Assy 70645 HCC P/Up Reel 42ft 5 BAT [Not offered at this time.]

HCC PICK-UP REEL - 6 BAT

Includes 18ft, 21ft, 25ft, 30ft, 36ft.



HCC PICK-UP REEL - 6 BAT

Includes 18ft. 21ft. 25ft. 30ft. 36ft. [42ft is not offered at this time.]

| Item# | Part# | 18ft | 21ft | 25ft | 30ft | 36ft | 42ft | Description | HCC#'s |
|-------|-------|------|------|------|------|------|------|--------------------------------|-----------|
| 1 | 19500 | - | - | - | - | 2 | 2 | Bolt 3/8 x 1-1/4 UNC | 202160 |
| 2 | 19763 | 24 | 24 | 30 | 30 | 48 | 48 | Bolt M-10 x 50 | 202812 |
| 3 | 19771 | 46 | 46 | 52 | 52 | 92 | 92 | Bolt M10 - 1.50 x 25 | 202807 |
| 4 | 19774 | 8 | 8 | 8 | 8 | 16 | 16 | Bolt M10- 1.50 x 30 | 202808 |
| 5 | 19949 | 6 | 6 | 12 | 12 | 12 | 12 | Washer Lock 5/16 | 214232 |
| 6 | 19950 | - | - | - | - | 2 | 2 | Washer Lock 3/8 | 214130 |
| 7 | 19994 | 81 | 81 | 96 | 96 | 148 | 148 | Nut M10 Metric | 212412 |
| 8 | 25081 | 2 | 2 | 2 | 2 | 4 | 4 | Grease Zerk 1/8 NPT | 218110 |
| 9 | 26460 | 4 | 4 | 4 | 4 | 8 | 8 | Washer Flat | 214430 |
| 10 | 26488 | 1 | 1 | 2 | 2 | 2 | 2 | Bolt M12 - 1.75 x 40 Carr. | 201145 |
| 11 | 26489 | 6 | 6 | 12 | 12 | 12 | 12 | Bolt MS - 1.25 x 20 Hex Hd | 202861 |
| 12 | 26490 | 6 | 6 | 12 | 12 | 12 | 12 | Nut MS x 1.25 Hex | 212402 |
| 13 | 26493 | 7 | 7 | 14 | 14 | 14 | 14 | Nut M12 x 1.75 Hex | 212404 |
| 14 | 26495 | 2 | 2 | - | - | 3 | 3 | Shaft - HCC Driving End SG | 782695 |
| 15 | 26496 | - | - | 2 | 2 | - | - | Shaft - HCC Driving End DB | 782697 |
| 16 | 26500 | 24 | 24 | 30 | 30 | 48 | 48 | Reel Arm HCC | 481775 |
| 17 | 26501 | 6 | 6 | 12 | 12 | 12 | 12 | Bearing - HCC FM/Eccentric | 243721 |
| 18 | 26502 | 6 | 6 | 12 | 12 | 12 | 12 | Bearing - HCC M/Eccentric | 243720 |
| 19 | 26503 | 6 | 6 | 12 | 12 | 12 | 12 | Screw - HCC Socket Head | 204800 |
| 20 | 26505 | 3 | 3 | 6 | 6 | 6 | 6 | Control Ring Roller - HCC | 243719 |
| 21 | 26506 | 48 | 48 | 60 | 60 | 96 | 96 | Bearing - HCC Reel Arm | 243714 |
| 22 | 26507 | 24 | 24 | 30 | 30 | 48 | 48 | Bearing Strap - HCC | 481776 |
| 23 | 26508 | 4 | 4 | 4 | 4 | 6 | 6 | Bushing - Oilite HCC | 243340 |
| 24 | 26509 | 1 | 1 | 2 | 2 | 2 | 2 | Roller Frame - HCC | 782351 |
| 25 | 26511 | 1 | 1 | 2 | 2 | 2 | 2 | Washer 12mm Belleville | 214244 |
| 26 | 26512 | 48 | 48 | 60 | 60 | 96 | 96 | Washer 10mm Lock | 214233 |
| 27 | 26714 | 1 | 1 | 2 | 2 | 2 | 2 | Control Ring - HCC 6-Bat | 480750 |
| 28 | 26715 | 1 | 1 | 2 | 2 | 2 | 2 | End Shield/Eccentric 6 Bat | 481793 |
| 29 | 26716 | 6 | 6 | - | - | 12 | 12 | End Shield - 6 Bat | 481997 |
| 30 | 26774 | 2 | 2 | 1 | 1 | 2 | 2 | Lock Collar - c/w Sets HCC | 782217 |
| 31 | 68172 | 1 | 1 | 1 | 1 | 1 | 1 | Mount Wd. - HCC Reel LH 94 | 782689 |
| 32 | 68173 | 1 | 1 | - | - | 1 | 1 | Mount Wd. - HCC Reel Center | 782797 |
| 34 | 68226 | - | - | - | - | 1 | 1 | U-Joint Wd. - Male HCC Reel | 782794 |
| 35 | 68231 | - | - | - | - | 1 | 1 | U-Joint Plate-Female -HCC Reel | 782795 |
| 36 | 68233 | - | - | 1 | 1 | 1 | 1 | Mount Wd. - HCC Reel RH 94 | 782691 |
| 37 | 26417 | 240 | 288 | 336 | 420 | 480 | 576 | Plastic Bat Fingers - HCC | 224016 |
| 38 | 26418 | 18 | 18 | 24 | 24 | 36 | 36 | Plastic Bat Finger - HCC - RH | 224017 |
| 39 | 26419 | 18 | 18 | 24 | 24 | 36 | 36 | Plastic Bat Finger - HCC - LH | 224018 |
| 40 | 26487 | 12 | 12 | 12 | 12 | 24 | 24 | Plastic Finger - HCC | 224019 |
| 41 | 26491 | - | - | 6 | 6 | 6 | 6 | Crank Arm - HCC Reel RH | 782117 |
| 42 | 26492 | 6 | 6 | 6 | 6 | 6 | 6 | Crank Arm - HCC Reel LH | 782118 |
| 43 | 26494 | 288 | 336 | 396 | 480 | 576 | 672 | Screw - HCC P/Up Tine | 208065 |
| 44 | 26513 | 6 | - | - | - | - | - | Finger Support Tube - HCC | 481901-18 |
| 45 | 26514 | - | 6 | - | - | - | - | Finger Support Tube - HCC21 | 481969-21 |
| 46 | 26515 | - | - | 6 | - | - | - | Finger Support Tube - HCC25 | 481792-25 |
| 47 | 26516 | - | - | - | 6 | - | - | Finger Support Tube - HCC30 | 481834-30 |
| 48 | 26517 | - | - | - | - | 6 | - | Finger Support Tube - HCC36 | 481901-36 |
| 49 | 26518 | - | - | - | - | - | 6 | Finger Support Tube - HCC42 | 481969-42 |
| 50 | 26519 | 24 | 24 | 24 | 24 | 48 | 48 | Spring Pin #8 Slotted HCC | 216123 |
| 51 | 26602 | 24 | 24 | 24 | 24 | 48 | 48 | Washer Flat - HCC | 214551 |
| 52 | 26717 | - | 1 | - | - | - | - | Center Shaft - 21ft 6 Bat HCC | 782887 |
| 53 | 26776 | 1 | - | - | - | - | - | Center Shaft - 18ft 6 Bat HCC | 782313 |
| 54 | 26777 | - | - | 1 | - | - | - | Center Shaft - 25ft 6 Bat HCC | 782131 |
| 55 | 26778 | - | - | - | 1 | - | - | Center Shaft - 30ft 6 Bat HCC | 782732 |
| 56 | 26779 | - | - | - | - | 1 | - | Center Shaft - 36ft 6 Bat HCC | 782313 |
| 57 | 26780 | - | - | - | - | - | 1 | Center Shaft - 42ft 6 Bat HCC | 782887 |
| 58 | 70772 | 1 | 1 | 1 | 1 | 1 | 1 | Lock Collar Drive End | - |

- Assy 70636 HCC P/Up Reel 18ft 6 Bat
- Assy 70638 HCC P/Up Reel 21ft 6 Bat
- Assy 70640 HCC P/Up Reel 25ft 6 Bat
- Assy 70642 HCC P/Up Reel 30ft 6 Bat
- Assy 70644 HCC P/Up Reel 36ft 6 Bat
- Assy 70646 HCC P/Up Reel 42ft 6 Bat - Not offered at this time

NOTE : For #s1, 6.34 & 35, Refer to Reel Connector Kit for Further Information.
1656.A/08.13.98

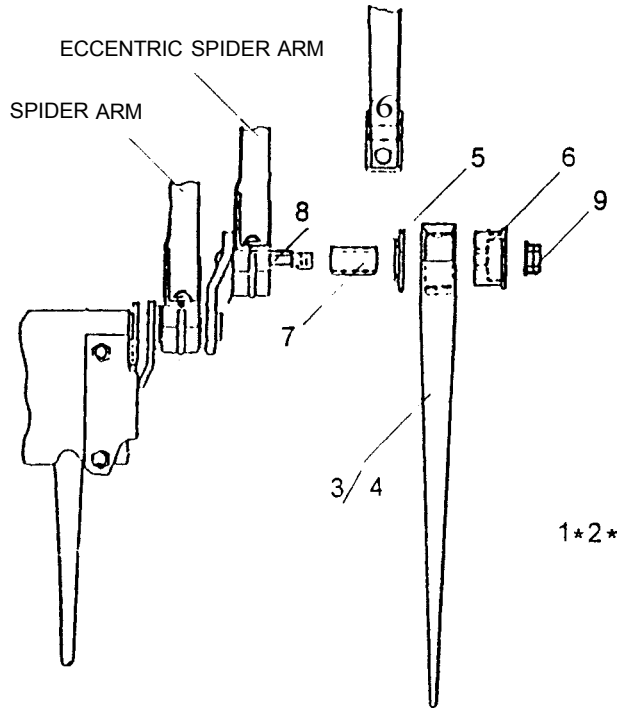
JD4890

RL - 8.21

HCC - END TINE KITS

Includes 5 Batt & 6 Batt

| Item# | Part# | SBatt | 6Batt | HCC# | Description |
|-------|-------|-------|-------|--------|--------------------------------|
| 1* | 26622 | 1 | - | 007705 | End Tine Kit - 5 Batt HCC |
| 2* | 26773 | - | 1 | 007661 | End Tine Kit - 6 Batt HCC |
| 3 | 26786 | - | 12 | 224013 | Plastic Bat - Finger - Aux. 6 |
| 4 | 26787 | 10 | - | 481915 | Plastic Bat - Finger - Aux - 5 |
| 5 | 26788 | 10 | 12 | 277481 | Retainer - Aux. Finger HCC |
| 6 | 26789 | 10 | 12 | 277484 | Bracket - Aux. Finger HCC |
| 7 | 26790 | 10 | 12 | 214420 | Tubing Spacer - HCC |
| 8 | 26791 | 10 | 12 | 204101 | Bolt 1/2 x 2-1/2 Hex Shft |
| 9 | 26792 | 10 | 12 | 212239 | Nut 1/2 UNF Fig 1 Top Lk |

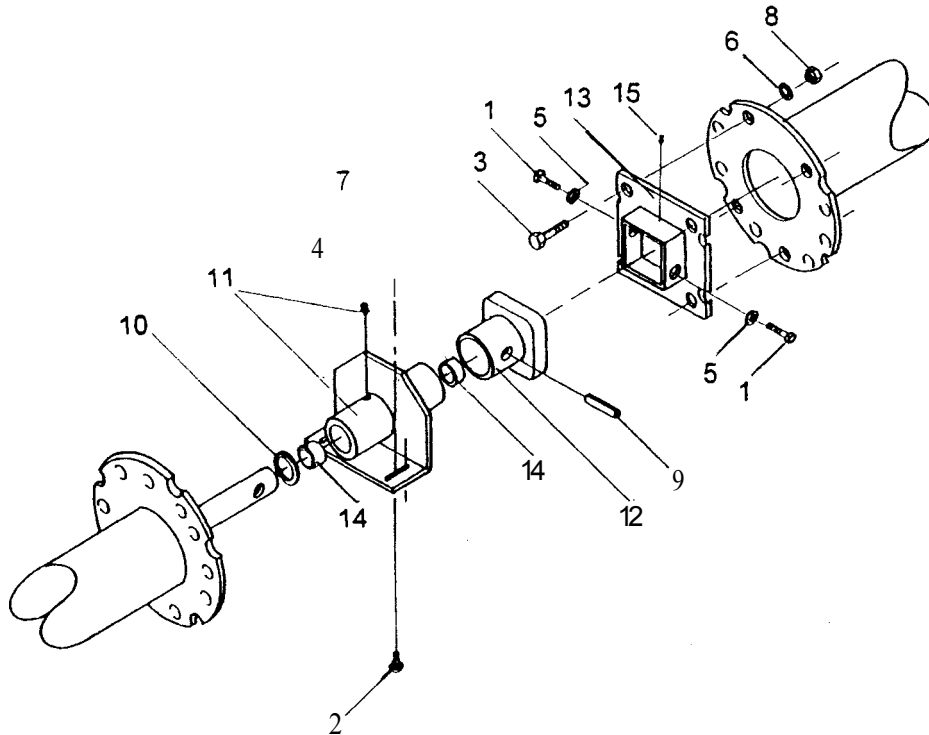


RIGHT END OF REEL
AS VIEWED FROM IN
FRONT OF COMBINE

REEL CONNECTOR KIT - HCC PICK-UP REEL

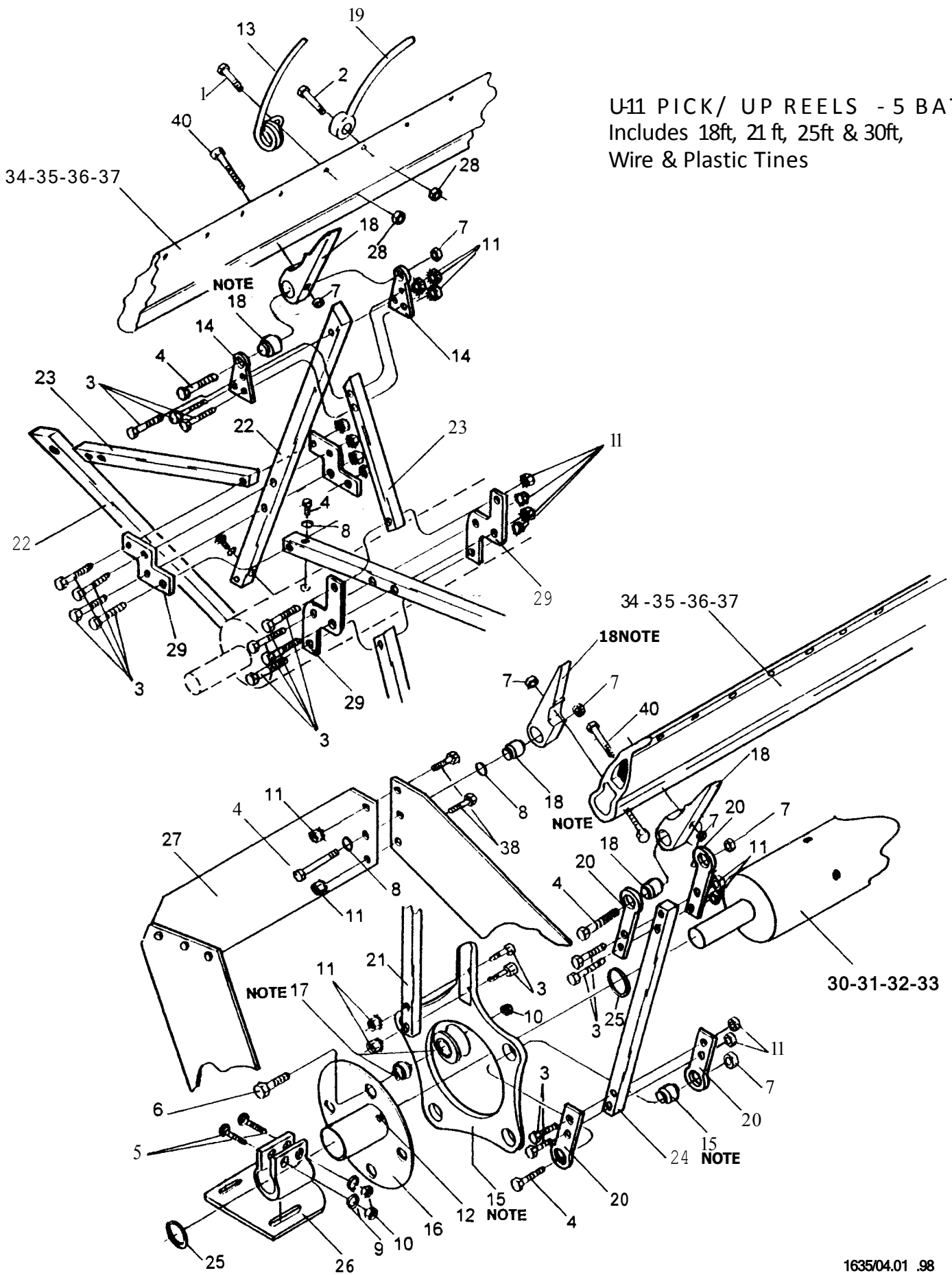
DOUBLE HCC - CENTER 36ft 142ft

| Item# | Part# | Qty/Assy | Description | HCC #'s |
|-------|-------|----------|----------------------------------|---------|
| 1 | 19500 | 2 | Bolt 3/8 x 1-1/4 UNC | 202160 |
| 2 | 19731 | 4 | Bolt 3/8 x 1 NC Carr. | |
| 3 | 19774 | 4 | Bolt M10 - 1.50 x 30 | |
| 4 | 19922 | 4 | Washer Flat 3/8 | |
| 5 | 19950 | 2 | Washer Lock 3/8 | 214130 |
| 6 | 19952 | 4 | Washer Lock 1/2 | |
| 7 | 19981 | 4 | Nut 3/8 UNC C/Lock | |
| 8 | 19994 | 4 | Nut M10 Metric | 212412 |
| 9 | 25592 | 1 | Roll Pin 1/2 x 2-1/2 | |
| 10 | 26460 | 1 | Washer Flat - HCC Special | 214430 |
| 11 | 68173 | 1 | Mount Wd. - HCC Reel Center | 782797 |
| 12 | 68226 | 1 | U-Joint Wd. - Male - HCC Reel | 782794 |
| 13 | 68231 | 1 | U-Joint Pit. - Female - HCC Reel | 782795 |
| 14 | 26508 | 2 | Bushing - Oilite HCC | 243340 |
| 15 | 25081 | 1 | Grease-Zerk 1/8 NPT | - |



1657/04.16.98

U-11 PICK/ UP REELS - 5 BAT
Includes 18ft, 21 ft, 25ft & 30ft,
Wire & Plastic Tines



U-11 PICK/ UP REELS - 5 BAT

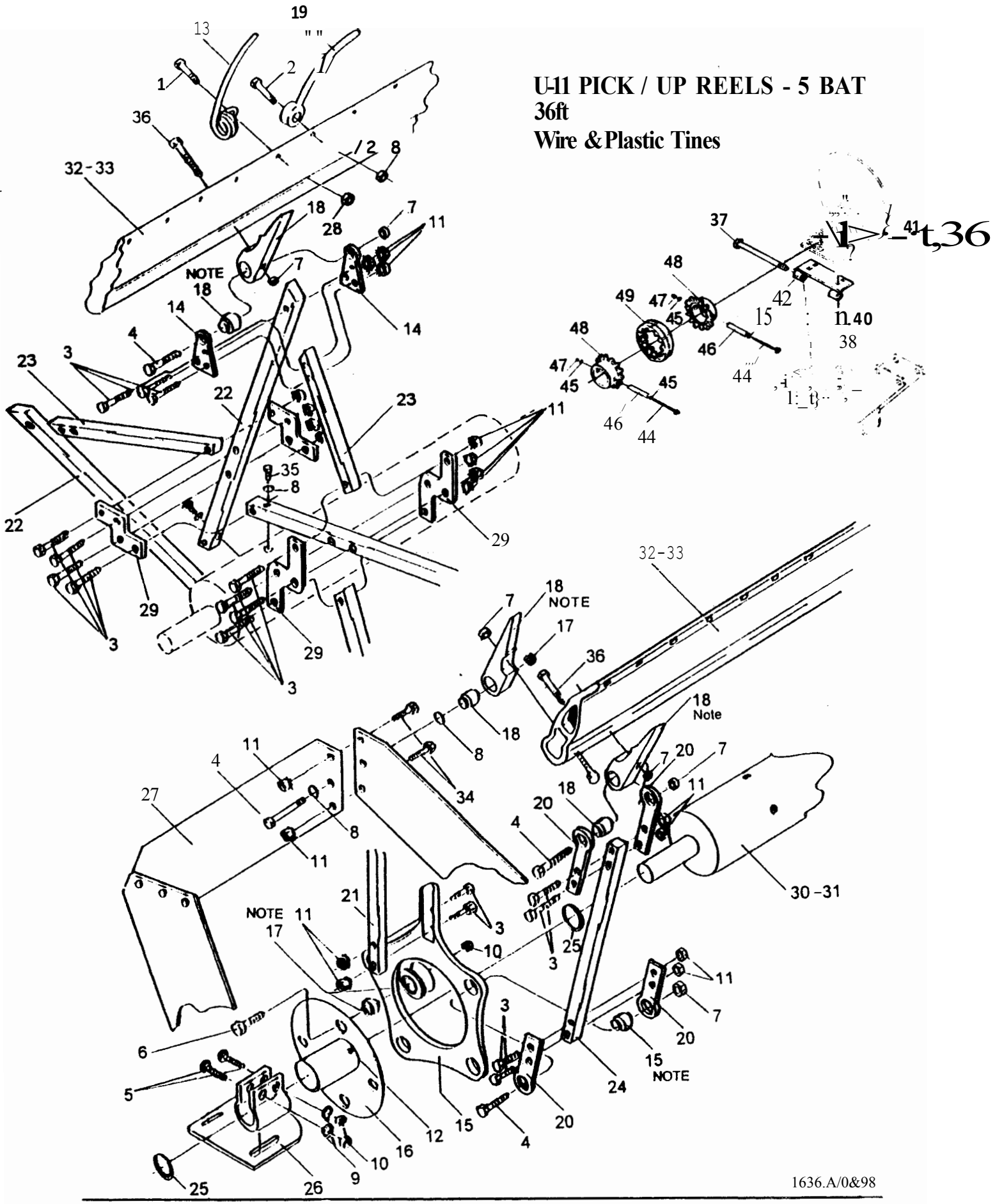
Includes 18ft, 21ft, 25ft & 30ft, Wire / Plastic Tines.

| Item# | Part# | 18ft | 21ft | 25ft | 30ft | Description | |
|--|-------|---------------------------|------|------|------|--------------------------------|------------|
| 1 | 19452 | 265 | 310 | 370 | 445 | Bolt 1/4 x 3/4 UNC | |
| 2 | 19454 | 265 | 310 | 370 | 445 | Bolt 1/4 x 1 UNC | |
| 3 | 19456 | 180 | 215 | 215 | 250 | Bolt 1/4 x 1-1/2 UNC | |
| 4 | 19480 | 52 | 57 | 57 | 62 | Bolt 5/16 x 1-3/4 UNC | |
| 5 | 19753 | 4 | 4 | 4 | 4 | Bolt 3/8 x 1-1/2 NC Carr. | |
| 6 | 19791 | 6 | 6 | 6 | 6 | Bolt 3/8 x 1-3/4 UNC Flange | |
| 7 | 19851 | 52 | 57 | 57 | 62 | Nut 5/16 UNC Nylock | |
| 8 | 19921 | 44 | 49 | 49 | 54 | Washer Flat 5/16 | |
| 9 | 19922 | 4 | 4 | 4 | 4 | Washer Flat 3/8 | |
| 10 | 19981 | 10 | 10 | 10 | 10 | Nut 3/8 UNC C/Lock | |
| 11 | 19999 | 196 | 204 | 204 | 240 | Nut 1/4 Star Lock | |
| 12 | 25081 | 2 | 2 | 2 | 2 | Grease Zerk 1/8 NPT | |
| 13 | 25262 | 265 | 310 | 370 | 445 | P/Up Tine - Wire | UHC-211 |
| 14 | 25446 | 40 | 50 | 50 | 60 | Tip Plate | UHC-225 |
| 15 | 25472 | 2 | 2 | 2 | 2 | 5-Bat Ring Assy - Bearing Type | UHC-245 |
| NOTE : Bearing Part# 25779 is used for Ring Assy/Control Plate Roller /Bearing Holder - UHC Bearing UHC-235 | | | | | | | |
| 16 | 25473 | 2 | 2 | 2 | 2 | Control Plate Assy | UHC-280 |
| 17 | 25474 | 6 | 6 | 6 | 6 | Control Plate Roller | UHC-290 |
| 18 | 25778 | 40 | 45 | 45 | 50 | Bearing Holder w/Brg. | UHC-241-A |
| NOTE : Bearing Part# 25779 is used for Ring Assy/Control Plate Roller /Bearing Holder - UHC Bearing UHC-235 | | | | | | | |
| 19 | 25831 | 265 | 310 | 370 | 445 | P/Up Tine - Plastic | UHC-210 |
| 20 | 25840 | 36 | 36 | 36 | 36 | End Plate | UHC-226 |
| 21 | 25841 | 2 | 2 | 2 | 2 | Fixed Control Arm | UHC-255 |
| 22 | 26014 | 20 | 25 | 25 | 30 | Long Arm 5 x 42 - 8inch | UHC-250 |
| 23 | 26015 | 20 | 20 | 25 | 30 | Brace 5 x 42 - 8inch | UHC-251 |
| 24 | 26016 | 8 | 8 | 8 | 8 | Regular Control Arm | UHC-256 |
| 25 | 26020 | 4 | 4 | 4 | 4 | Shaft Washer | UHC-293 |
| 26 | 26022 | 2 | 2 | 2 | 2 | Mount Clamp Assy | UHC-281 |
| <i>After April 98 26022 is replaced by 26799</i> | | | | | | | |
| 26* | 26799 | 2 | 2 | 2 | 2 | Mount Clamp Assy.UII-HB | UHC-277 |
| 27 | 26084 | 10 | 10 | 10 | 10 | End Shield 5 Bat | UHC-265 |
| 28 | 26265 | 265 | 310 | 370 | 445 | Nut 1/4 UNC C/Lock | |
| 29 | 26326 | 40 | 50 | 50 | 60 | Inner Plate - 5 x 42 | UHC-227 |
| 30 | 26344 | 1 | - | - | - | Center Shaft Assy UII-18' | UHC-270-18 |
| 31 | 26345 | - | 1 | - | - | Center Shaft Assy UII-21' | UHC-270-21 |
| 32 | 26346 | - | - | 1 | - | Center Shaft Assy UII-25' | UHC-270-25 |
| 33 | 26347 | - | - | - | 1 | Center Shaft Assy UII-30' | UHC-270-30 |
| 34 | 26348 | 5 | - | - | - | Reel Bat-Aluminum UII-18' | UHC-275-18 |
| 35 | 26349 | - | 5 | - | - | Reel Bat-Aluminum UII-21' | UHC-275-21 |
| 36 | 26350 | - | - | 5 | - | Reel Bat - Aluminum UII-25' | UHC-275-25 |
| 37 | 26351 | - | - | - | 5 | Reel Bat -Aluminum UII-30' | UHC-275-30 |
| 38 | 26616 | 20 | 20 | 20 | 20 | Screw - Pan1/4 x 3/8 UNC | |
| 39 | 26771 | 20 | 25 | 25 | 30 | Bolt 5/16 x 1-3/4 UNC NTL | |
| 40 | 26772 | 40 | 45 | 45 | 50 | Bolt 5/16 x 2-3/4 UNC | |
| Assy | 71121 | U11 P/Up Reel 18 5S Assd | | | | | |
| Assy | 71122 | U11 P/Up Reel 21 5S Assd | | | | | |
| Assy | 71124 | U11 P/Up Reel 25 5S Assd | | | | | |
| Assy | 71126 | U11 P/Up Reel 30 5S Assd | | | | | |
| Assy | 71128 | U11 P/Up Reel 18 5P Assd | | | | | |
| Assy | 71129 | U11 P/Up Reel 21 5P Assd | | | | | |
| Assy | 71131 | U-II P/Up Reel 25 5P Assd | | | | | |
| Assy | 71133 | U11 P/Up Reel 30 5P Assd | | | | | |

1635/04.01.98

RL-8.25

U-11 PICK / UP REELS - 5 BAT
36ft
Wire & Plastic Tines



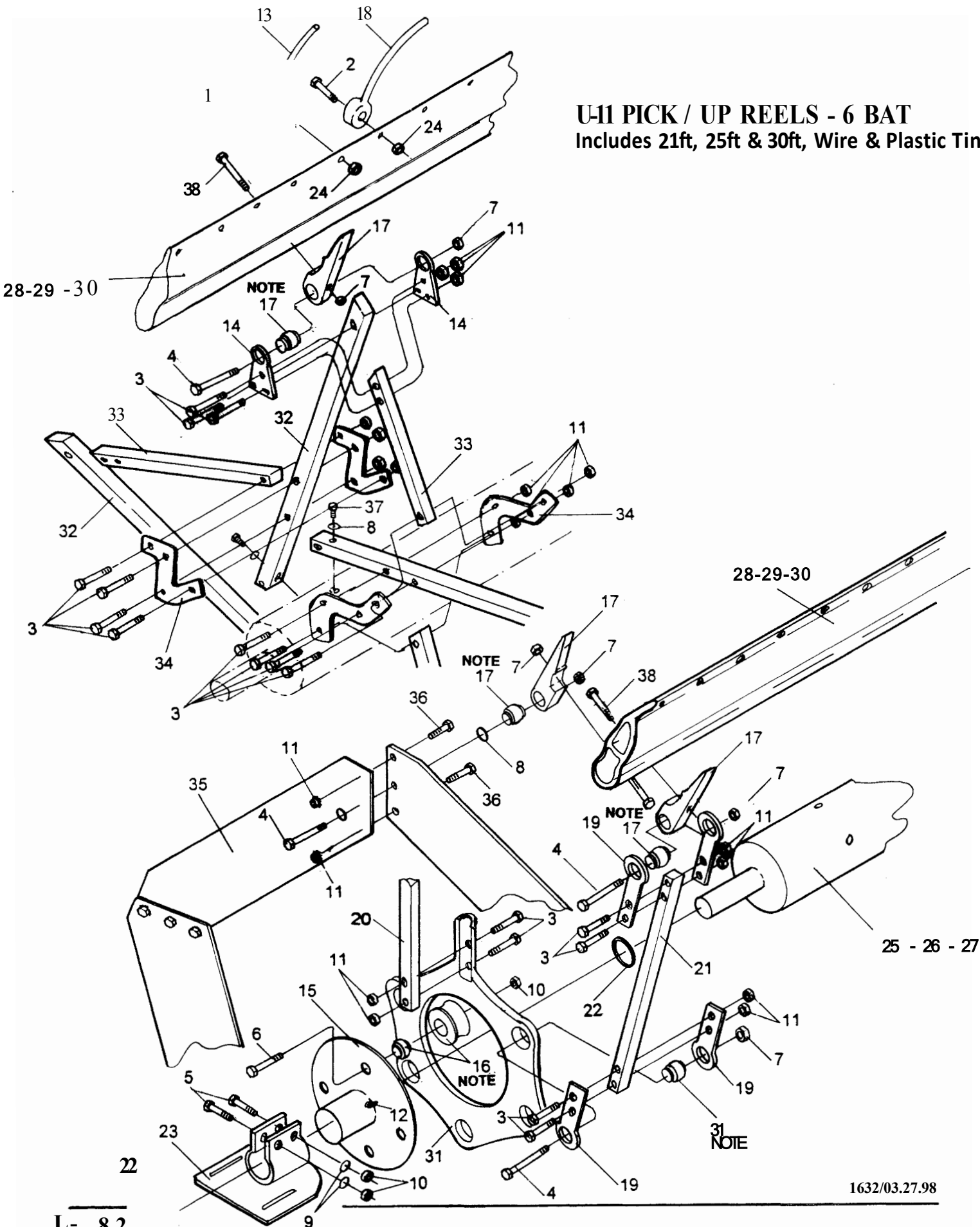
U-11 PICK /UP REEL - 5 BAT

Includes 36ft.[42ft is not offered at this time.]

| Item # | Part# | 36ft | [42ft] | Description | |
|--|-------|------|--------|---------------------------------|------------|
| 1 | 19452 | 530 | 620 | Bolt 1/4x3/4UNC | |
| 2 | 19454 | 530 | 620 | Bolt 1/4 x 1 UNC | |
| 3 | 19456 | 360 | 430 | Bolt 1/4 x 1-1/2 UNC | |
| 4 | 19480 | 136 | 156 | Bolt 5/16 x 1-3/4 UNC | |
| 5 | 19753 | 8 | 8 | Bolt 3/8 x 1-1/2 NC Carr. | |
| 6 | 19791 | 12 | 12 | Bolt 3/8 x 1-3/4 UNC Flange | |
| 7 | 19851 | 96 | 106 | Nut 5/16 UNC Nylock | |
| 8 | 19921 | 80 | 90 | Washer Flat 5/16 | |
| 9 | 19922 | 8 | 8 | Washer Flat 3/8 | |
| 10 | 19981 | 20 | 20 | Nut 3/8 UNC C/Lock | |
| 11 | 19999 | 360 | 430 | Nut 1/4 Star Lock | |
| 12 | 25081 | 4 | 4 | Grease Zerk 1/8 NPT | |
| 13 | 25262 | 530 | 620 | P/Up Tine - Wire | UHC-211 |
| 14 | 25446 | 80 | 100 | Tip Plate | UHC-225 |
| 15 | 25472 | 4 | 4 | 5-Bat Ring Assy | UHC-245 |
| NOTE: Bearing Part 25779 is used for Ring Assy/Control Plate Roller/Bearing Holder-UHC Bearing UHC-235 | | | | | |
| 16 | 25473 | 4 | 4 | Control Plate Assy | UHC-280 |
| 17 | 25474 | 12 | 12 | Control Plate Roller | UHC-290 |
| 18 | 25778 | 80 | 90 | Bearing Holder w/Brg. | UHC-241 |
| NOTE: Bearing Part 25779 is used for Ring Assy/Control Plate Roller/Bearing Holder-UHC Bearing UHC-235 | | | | | |
| 19 | 25831 | 530 | 620 | P/Up Tine - Plastic | UHC-210 |
| 20 | 25840 | 72 | 72 | End Plate | UHC-226 |
| 21 | 25841 | 4 | 4 | Fixed Control Arm | UHC-255 |
| 22 | 26014 | 40 | 50 | Long Arm 5 x 42 - 8inch | UHC-250 |
| 23 | 26015 | 40 | 50 | Brace 5 x 42 - 8inch | UHC-251 |
| 24 | 26016 | 16 | 16 | Regular Control Arm | UHC-256 |
| 25 | 26020 | 8 | 8 | Shaft Washer | UHC-293 |
| 26 | 26022 | 4 | 4 | Mount Clamp Assy | UHC-281 |
| <i>After April 98 26022 is replaced by 26799</i> | | | | | |
| 26* | 26799 | 4 | 4 | Mount Clamp Assy. U11 - HB | UHC-277 |
| 27 | 26084 | 20 | 20 | End Shield 5 Bat | UHC-265 |
| 28 | 26265 | 530 | 620 | Nut 1/4 UNC C/Lock | |
| 29 | 26326 | 80 | 100 | Inner Plate - 5 x 42 | UHC-227 |
| 30 | 26344 | 2 | - | Center Shaft Assy U11-18' | UHC-270-18 |
| 31 | 26345 | - | 2 | Center Shaft Assy U11-21' | UHC-270-21 |
| 32 | 26348 | 10 | - | Reel Bat-Aluminum U11-18' | UHC-275-18 |
| 33 | 26349 | - | 10 | Reel Bat -Aluminum U11-21' | UHC-275-21 |
| 34 | 26616 | 20 | 20 | Screw - Pan 1/4 x 3/8 UNC | |
| 35 | 26771 | 50 | 50 | Bolt 5/16 x 1-3/4 UNC NTL | |
| 36 | 26772 | 80 | 90 | Bolt 5/16 x 2-3/4 UNC | |
| 37 | 19571 | 1 | 1 | Bolt 1/2 x 6-1/2 UNC | |
| 38 | 19754 | 4 | 4 | Bolt 3/8 x 1-1/4 NC Carr. | |
| 39 | 19936 | 4 | 4 | Washer SAE 3/8 | |
| 40 | 19975 | 1 | 1 | Nut 1/2 UNC C/Lock | |
| 41 | 19981 | 4 | 4 | Nut 3/8 UNC C/Lock | |
| 42 | 68033 | 1 | 1 | Hinge Wd. - Double P/Up Reel 94 | |
| 43 | 68236 | 2 | 2 | Roll Pin Kit 2-1/2 inch | |
| 44 | 19462 | 1 | 1 | Bolt 1/4 x 3 UNG | |
| 45 | 19934 | 2 | 2 | Washer SAE 114 | |
| 46 | 25592 | 1 | 1 | Roll Pin 112 x 2-1/2 | |
| 47 | 26265 | 1 | 1 | Nut 114 C/Lock | |
| 48 | 69007 | 2 | 2 | Coupler Wd. - U11 P/Up Reel | |
| 49 | 69008 | 1 | 1 | Coupler Wd. - Center U11 Reel | |

U-11 PICK / UP REELS - 6 BAT

Includes 21ft, 25ft & 30ft, Wire & Plastic Tines



U-11 PICK/ UP REELS - 6 BAT

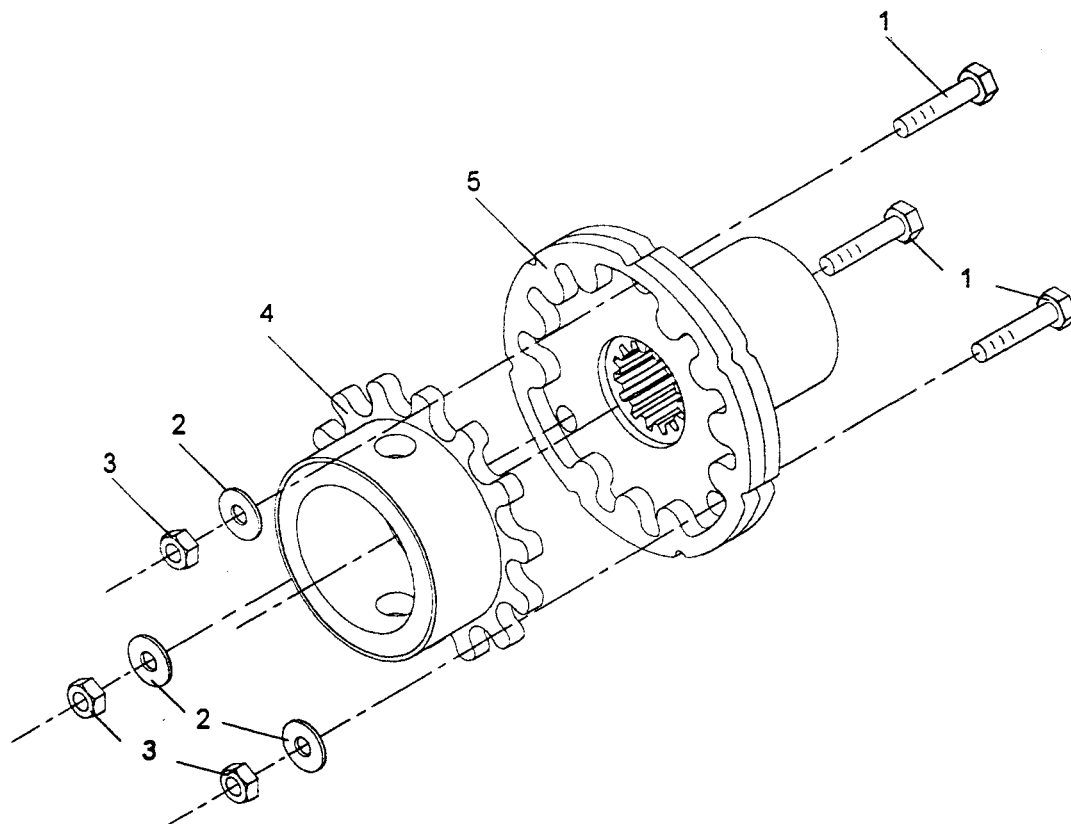
Includes 21ft, 25ft & 30ft, Wire/ Plastic Tines.

| Item# | Part# | 21S | 21P | 25S | 25P | 30S | 30P | Description | |
|--|-------|-----|-----|-----|-----|-----|-----|-------------------------------|-----------|
| 1 | 19452 | 378 | - | 444 | - | 534 | - | Bolt 1/4 x 3/4 UNC | |
| 2 | 19454 | - | 378 | - | 444 | - | 534 | Bolt 1/4 x 1 UNC | |
| 3 | 19456 | 214 | 214 | 258 | 258 | 300 | 300 | Bolt 1/4 x 1-1/2 UNC | |
| 4 | 19480 | 52 | 52 | 52 | 52 | 58 | 58 | Bolt 5/16 x 1-3/4 UNC | |
| 5 | 19753 | 4 | 4 | 4 | 4 | 4 | 4 | Bolt 3/8 x 1-1/2 NC Carr. | |
| 6 | 19791 | 6 | 6 | 6 | 6 | 6 | 6 | Bolt 3/8 x 1-3/4 UNC Flange | |
| 7 | 19851 | 94 | 94 | 94 | 94 | 116 | 116 | Nut 5/16 UNC Nylock | |
| 8 | 19921 | 54 | 54 | 54 | 54 | 60 | 60 | Washer Flat 5/16 | |
| 9 | 19922 | 4 | 4 | 4 | 4 | 4 | 4 | Washer Flat 3/8 | |
| 10 | 19981 | 12 | 12 | 12 | 12 | 12 | 12 | Nut 3/8 UNC C/Lock | |
| 11 | 19999 | 274 | 274 | 258 | 258 | 300 | 300 | Nut 1/4 UNC Star Lock | |
| 12 | 25081 | 2 | 2 | 2 | 2 | 2 | 2 | Grease Zerk 1/8 NPT | |
| 13 | 25262 | 378 | - | 444 | - | 534 | - | P/Up Tine Wire | UHC-211 |
| 14 | 25446 | 60 | 60 | 60 | 60 | 72 | 72 | Tip Plate | UHC-225 |
| 15 | 25473 | 2 | 2 | 2 | 2 | 2 | 2 | Control Plate Assy | UHC-280 |
| 16 | 25474 | 6 | 6 | 6 | 6 | 6 | 6 | Control Plate Roller | UHC-290 |
| 17 | 25778 | 54 | 54 | 54 | 54 | 60 | 60 | Bearing Holder w/Bearing | UHC-241-A |
| NOTE: Bearing Part 25779 is used for Ring Assy/Control Plate Roller/Bearing Holder - UHC Bearing UHC-235 | | | | | | | | | |
| 18 | 25831 | - | 378 | - | 444 | - | 534 | P/Up Tine - Plastic | UHC-210 |
| 19 | 25840 | 44 | 44 | 44 | 44 | 44 | 44 | End Plate | UHC-226 |
| 20 | 25841 | 2 | 2 | 2 | 2 | 2 | 2 | Fixed Control Arm | UHC-255 |
| 21 | 26016 | 10 | 10 | 10 | 10 | 10 | 10 | Reg.Control Arm | UHC-256 |
| 22 | 26020 | 4 | 4 | 4 | 4 | 4 | 4 | Shaft Washer | UHC-293 |
| 23 | 26022 | 2 | 2 | 2 | 2 | 2 | 2 | Mount Clamp Assy | UHC-281 |
| <i>After April 98 26022 is replaced by 26799</i> | | | | | | | | | |
| 23 | 26799 | 2 | 2 | 2 | 2 | 2 | 2 | Mount Clamp Assy.UII-HB | UHC-277 |
| 24 | 26265 | 378 | 378 | 444 | 444 | 534 | 534 | Nut 1/4 UNC C/Lock | |
| 25 | 26345 | 1 | 1 | - | - | - | - | Center Shaft Assy UII-21' S/B | |
| 26 | 26346 | - | - | 1 | 1 | - | - | Center Shaft Assy UII-25' | |
| 27 | 26347 | - | - | - | - | 1 | 1 | Center Shaft Assy UII-30' | |
| 28 | 26349 | 6 | 6 | - | - | - | - | Reel Bat -Aluminum UII-21' | |
| 29 | 26350 | - | - | 6 | 6 | - | - | Reel Bat - Aluminum UII-25' | |
| 30 | 26351 | - | - | - | - | 6 | 6 | Reel Bat - Aluminum UII-30' | |
| 31 | 26527 | 2 | 2 | 2 | 2 | 2 | 2 | 6-Bat Ring Assy | UHC-247 |
| NOTE: Bearing Part 25779 is used for Ring Assy/Control Plate Roller/Bearing Holder - UHC Bearing UHC-235 | | | | | | | | | |
| 32 | 26528 | 30 | 30 | 30 | 30 | 36 | 36 | Long Arm 6 x 42 | UHC-260 |
| 33 | 26529 | 30 | 30 | 30 | 30 | 36 | 36 | Brace 6 x 42 | UHC-261 |
| 34 | 26530 | 60 | 60 | 60 | 60 | 72 | 72 | Inner Plate 6 x 42 | UHC-228 |
| 35 | 26531 | 12 | 12 | 12 | 12 | 12 | 12 | End Shield 6 Bat | UHC-266 |
| 36 | 26616 | 24 | 24 | 24 | 24 | 24 | 24 | Screw - Pan 1/4 x 3/8 UNC | |
| 37 | 26771 | 30 | 30 | 30 | 30 | 36 | 36 | Bolt 5/16 x 1-3/4 UNC NTL | |
| 38 | 26772 | 42 | 42 | 42 | 42 | 58 | 58 | Bolt 5/16 x 2-3/4 UNC | |

| | | | | | | | |
|------|-------|------------------|---------|---|------|-------|-----------|
| Assy | 70684 | U11 P/Up Reel 21 | 6S UNAS | / | Assy | 71123 | Assembled |
| Assy | 71116 | U11 P/Up Reel 21 | 6P UNAS | / | Assy | 71130 | Assembled |
| Assy | 70686 | U11 P/Up Reel 25 | 6S UNAS | / | Assy | 71125 | Assembled |
| Assy | 71118 | U11 P/Up Reel 25 | 6P UNAS | / | Assy | 71132 | Assembled |
| Assy | 70688 | U11 P/Up Reel 30 | 6S UNAS | / | Assy | 71127 | Assembled |
| Assy | 71120 | U11 P/Up Reel 30 | 6P UNAS | / | Assy | 71134 | Assembled |

COUPLER ASSEMBLY - U2 P/UP REEL

| Item# | Part# | Qty | Description |
|-------|-------|-----|---------------------------------|
| 1 | 19477 | 3 | Bolt 5/16 x 1 UNC |
| 2 | 19935 | 3 | Washer SAE 5/16 |
| 3 | 19989 | 3 | Nut 5/16 UNC C/Lock |
| 4 | 69007 | 1 | Drive Wd. - Coupler Ull Reel 95 |
| 5 | 70074 | 1 | Coupler Wd. - Ull P/Up Reel |



Assy 70082 Coupler Assy - Ult P/Up Reel Includes Items 1 to 5.

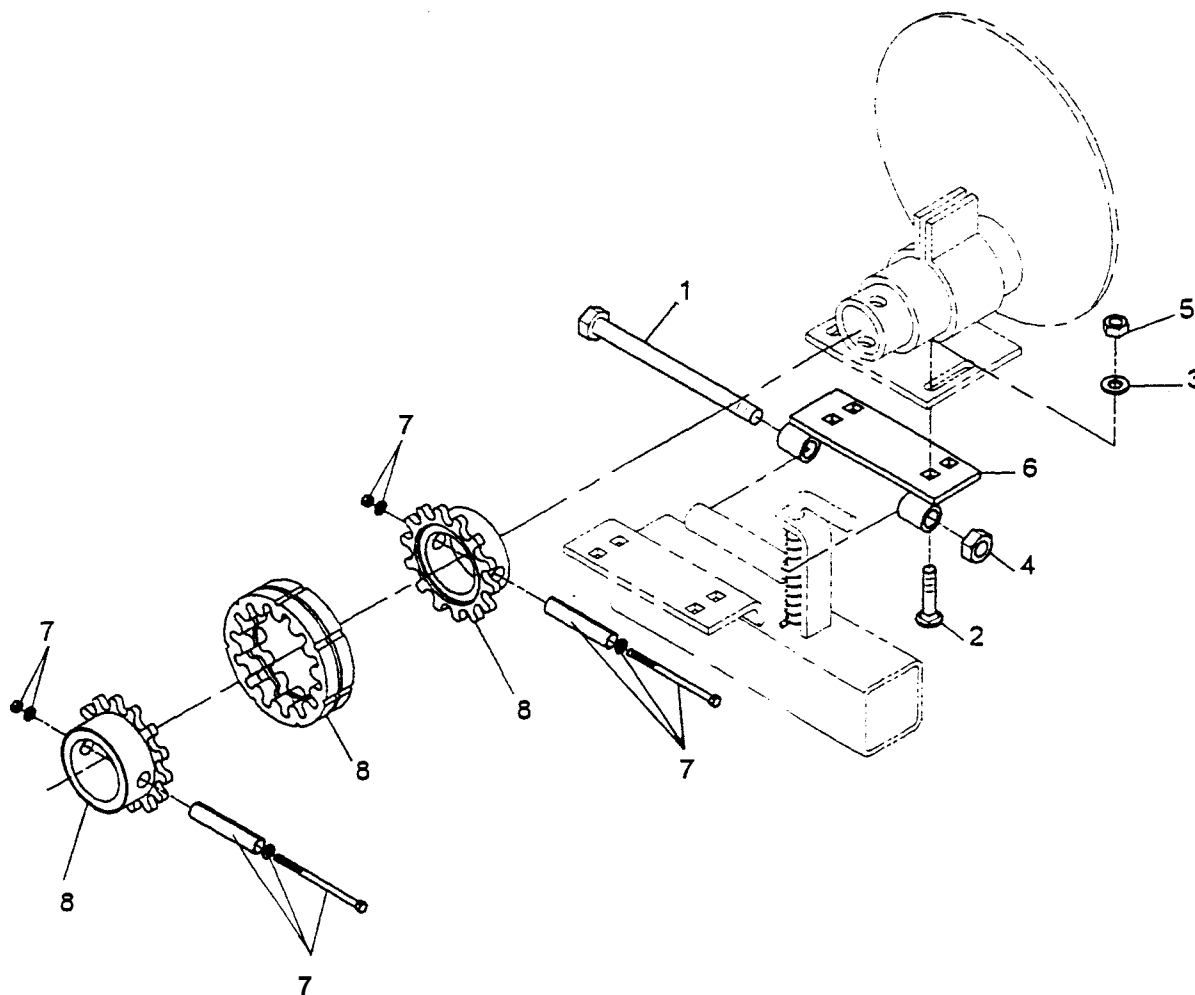
1814/07.10.98

70082

RL- 8.30

Ull CENTER MOUNT - 36ft to 42ft

| Item# | Part# | Qty/Assy | Description |
|-------|-------|----------|---------------------------------|
| 1 | 19571 | 1 | Bolt 1/2 x 6-1/2 UNC |
| 2 | 19754 | 4 | Bolt 3/8 x 1-1/4 NC Carr. |
| 3 | 19936 | 4 | Washer SAE 3/8 |
| 4 | 19975 | 1 | Nut 1/2 UNC C/Lock |
| 5 | 19981 | 4 | Nut 3/8 UNC C/Lock |
| 6 | 68033 | 1 | Hinge Wd. - Double P/Up Reel 94 |
| 7 | 68236 | 2 | Roll Pin Kit 2-1/2 inch |
| 8 | 72345 | 1 | Center Coupler Assy - Ull |



Assy 70779 Mount Kit Center 36 & 42 Ull Includes Items 1 to 8.

HONEY BEE MFG.LTD., BOX 120, FRONTIER, SASK. SON OWO. PHONE 296-2297, FAX 296-2165.

NOTES

CONTENTS - DECKS/LAYOUTS/DECK HYDRAULICS

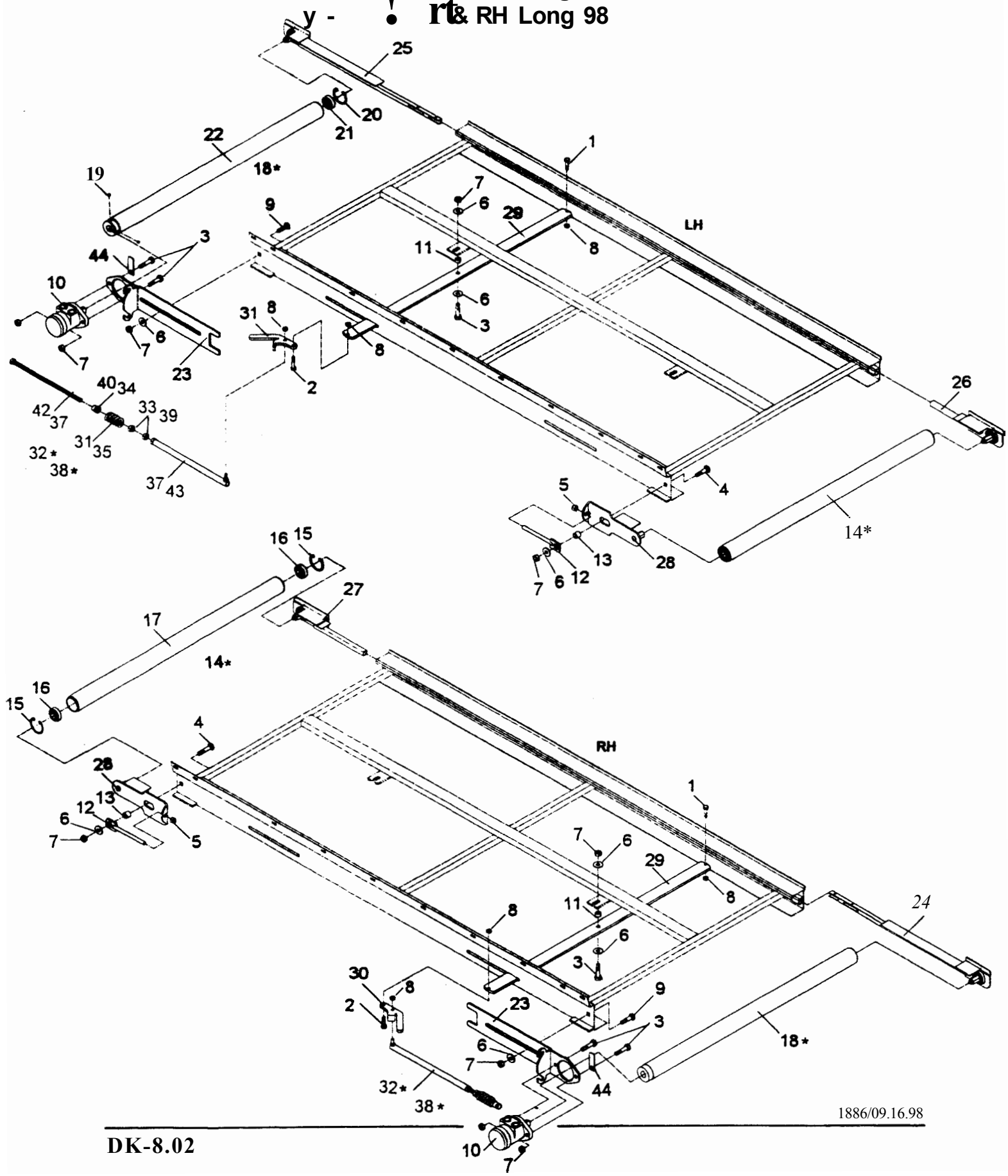
| | | |
|------------------------|---|-----------|
| DECK ASSEMBLY - | | |
| | LH Short & Long, RH Short & Long | DK - 8.03 |
| DECK ASSEMBLY - | | |
| | LH Short & Long Vulc.,RH Short & Long Vulc. | DK-8.05 |
| JUNIOR DECK - | | |
| | Includes Drive Roller, Idler Roller. | DK- 8.07 |
| HYDRAULIC DECK SHIFT | | DK-8.09 |
| CANVAS/ DECK LAYOUT- | | |
| | 18ft to 25ft Standard | DK - 8.11 |
| CANVAS/ DECK LAYOUT- | | |
| | 25ft Centered Double Swath | DK - 8.13 |
| CANVAS / DECK LAYOUT - | | |
| | 30ft Centered | DK- 8.15 |
| CANVAS/ DECK LAYOUT- | | |
| | 30ft Centered Double Swath | DK- 8.17 |
| CANVAS/ DECK LAYOUT- | | |
| | 36ft Centered | DK- 8.19 |
| CANVAS/ DECK LAYOUT- | | |
| | 36ft Center Double Swath | DK- 8.21 |
| CANVAS/DECKLAYOUT- | | |
| | 39ft Standard | DK - 8.23 |
| CANVAS DRIVE- | | |
| | 30ft Standard | DK- 8.25 |
| CANVAS DRIVE - | | |
| | 36ft Standard | DK- 8.27 |

HONEY BEE MFG.LTD., BOX 120, FRONTIER, SASK. SON OWO. PHONE 296-2297, FAX 296-2165.

NOTES

DECK ASSEMBL

! rt & LH Long 98
rt & RH Long 98

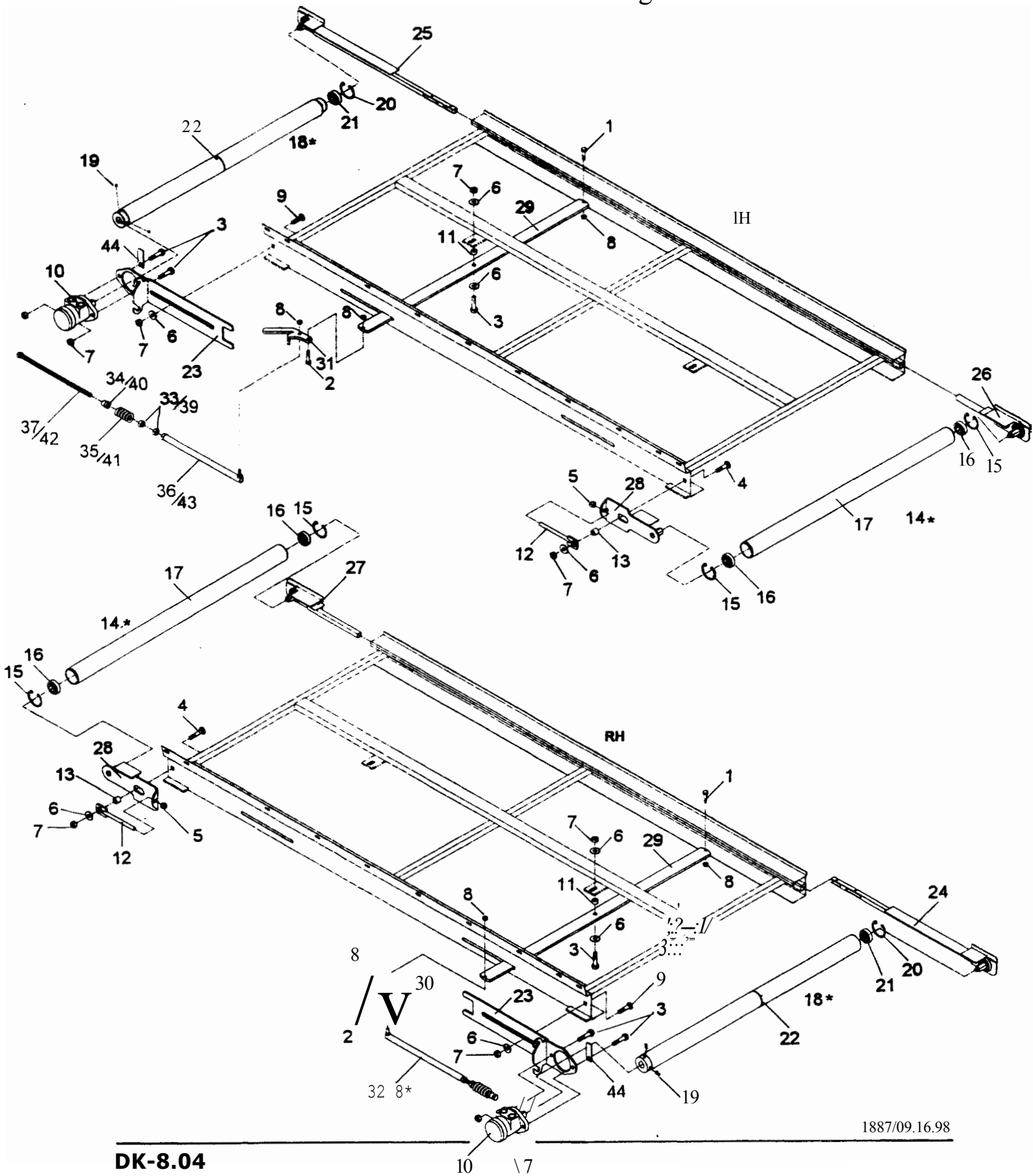


DECK ASSEMBLY - LH Short & LH Long 98 RH Short & RH Lons 98

| Item# | Part# | Qty | Description |
|------------|--------------|----------|---------------------------------------|
| 1 | 19500 | 1 | Bolt 3/8 x 1-1/4 UNC |
| 2 | 19501 | 1 | Bolt 3/8 x 1-1/2 UNC |
| 3 | 19557 | 3 | Bolt 1/2 x 1-3/4 UNC |
| 4 | 19747 | 1 | Bolt 1/2 x 1-1/2 NC Carr. |
| 5 | 19854 | 1 | Nut 1/2 UNC Nylock |
| 6 | 19924 | 4 | Washer Flat 1/2 |
| 7 | 19975 | 5 | Nut 1/2 UNC C/Lock |
| 8 | 19981 | 3 | Nut 3/8 UNC C/Lock |
| 9 | 26266 | 1 | Bolt 1/2 x 1-1/4 NC Carr. |
| 10 | 26760 | 1 | Motor Hyd. - DAN OMP 40cc |
| 11 | 61815 | 1 | Spacer Tube 7/16 |
| 12 | 63623 | 1 | Canvas Tightener- Motor |
| 13 | 63626 | 1 | Spacer - Canvas Motor 3/4 inch |
| 14* | 66530 | 1 | Idler Roller Assy - Std. |
| 15 | 26218 | 2 | <i>Int. Retainer Ring 2.000</i> |
| 16 | 26227 | 2 | <i>Bearing- Orv. Roller 1992 Hex.</i> |
| 17 | 66497 | 1 | <i>Idler Roller Wd/Ser.IV Std.</i> |
| 18* | 66531 | 1 | Drive Roller Assy - Std. |
| 19 | 25353 | 2 | <i>Set Screw Sock. 3/8 x 3/8</i> |
| 20 | 26218 | 1 | <i>Int.Retainer Ring 2.000</i> |
| 21 | 26227 | 1 | <i>Bearing - Orv.Roller 1992 Hex.</i> |
| 22 | 66498 | 1 | <i>Drive Roller Wd I Ser IV Std.</i> |
| 23 | 66892 | 1 | Motor Plate Wd. - Canvas Deck |
| 24 | 67290 | 1 | Push Rod Wd. - Adjust. RH 93 |
| 25 | 67291 | 1 | Push Rod Wd. - Adjust. LH 93 |
| 26 | 68459 | 2 | Push Rod Wd. - Fixed RH 95 |
| 27 | 68461 | 1 | Push Rod Wd. - Fixed LH 95 |
| 28 | 68464 | 1 | Idler Plate Wd. - Fixed 95 |
| 29 | 68498 | 1 | Sway Bar - Canvas Deck 95 |
| 30 | 70962 | 1 | Quick Release - RH 97 |
| 31 | 70963 | 1 | Quick Release - LH 97 |
| 32* | 71011 | 1 | Adjuster Tube Assy - Short |
| 33 | 19804 | 2 | <i>Nut 112 UNC</i> |
| 34 | 21266 | 1 | <i>Tube Ferrule 5/8 (#10)</i> |
| 35 | 26231 | 1 | <i>Spring - Tightener Fdr.Deck</i> |
| 36 | 70995 | 1 | <i>Adjuster Tube Wd. - Short</i> |
| 37 | 71014 | 1 | <i>Tightener Rod - Short 98</i> |
| 38* | 71013 | 1 | Adjuster Tube Assy - Long |
| 39 | 19804 | 2 | <i>Nut 112 UNG</i> |
| 40 | 21266 | 1 | <i>Tube Ferrule 5/8 (*10)</i> |
| 41 | 26231 | 1 | <i>Spring - Tightener Fdr.Deck</i> |
| 42 | 62410 | 1 | <i>Tightener Rod</i> |
| 43 | 71021 | 1 | <i>Adjuster Tube Wd. - Long 98</i> |
| 44 | 71507 | 1 | Tab - Extension Restrainer |

Assy 71002 Deck Assy- LH Short- 98 Includes Items 1to14*, 18*, 23,25/26, 28/29, 31/32*, 44.
 Assy 71003 Deck Assy - LH Long - 98 Includes Items 1to14*, 18*, 23, 25/26, 28/29, 31, 38*, 44.
 Assy 71004 Deck Assy - RH Short - 98 Includes Items 1to14*, 18*, 23/24, 27 to 30, 32*, 44.
 Assy 71005 Deck Assy- RH Long - 98 Includes Items 1to14*, 18*, 23/24, 27 to 30, 38*, 44.
 Assy 66530 Idler Roller Assy- Std. - Includes Items 15 to 17.
 Assy 66531 Drive Roller Assy- Std. - Includes Items 19 to 22.

DECK ASSEMBLY - LH Short Vulc. & LH Long Vulc.98
 RH Short Vulc. & RH Long Vulc.98



1887/09.16.98

DECK ASSEMBLY -

- LH Short Vulcanized / 98, LH Long Vulcanized / 98,
- RH Short Vulcanized / 98, RH Long Vulcanized / 98

| Item# | Part# | Qty | Description |
|------------|--------------|-----|--|
| 1 | 19500 | 1 | Bolt 3/8 x 1-1/4 UNC |
| 2 | 19501 | 1 | Bolt 3/8 x 1-1/2 UNC |
| 3 | 19557 | 3 | Bolt 1/2 x 1-3/4 UNC |
| 4 | 19747 | 1 | Bolt 1/2 x 1-1/2 NC Carr. |
| 5 | 19845 | 1 | Nut 1/2 UNC Nylock |
| 6 | 19924 | 4 | Washer Flat 1/2 |
| 7 | 19975 | 5 | Nut 1/2 UNC C/Lock |
| 8 | 19981 | 3 | Nut 3/8 UNC C/Lock |
| 9 | 26266 | 1 | Bolt 1/2 x 1-1/4 NC Carr. |
| 10 | 26760 | 1 | Motor Hyd. - DAN OMP 40cc |
| 11 | 61815 | 1 | Spacer Tube 7/16 |
| 12 | 63623 | 1 | Canvas Tightener - Motor |
| 13 | 63626 | 1 | Spacer - Canvas Motor 314inch |
| 14* | 66530 | 1 | Idler Roller Assy - Std. |
| 15 | 26218 | 2 | <i>Internal Retainer Ring 2 000</i> |
| 16 | 26227 | 2 | <i>Bearing - Orv. Roller 1992 Hex.</i> |
| 17 | 66497 | 1 | <i>Idler Roller Wd./Ser. IV Std.</i> |
| 18* | 66533 | 1 | Drive Roller Assy Std. Vulc. |
| 19 | 25353 | 2 | Set Screw Sock. 3/8 x 3/8 |
| 20 | 26218 | 1 | <i>Int.Retainer Ring 2.000</i> |
| 21 | 26227 | 1 | <i>Bearing- Orv.Roller 1992 Hex.</i> |
| 22 | 61187 | 1 | <i>Drive Roller Wd. - Vulcanized</i> |
| 23 | 66892 | 1 | Motor Plate Wd. - Canvas Deck |
| 24 | 67290 | 1 | Push Rod Wd. - Adjust RH 93 |
| 25 | 67291 | 1 | Push Rod Wd. - Adjust LH 93 |
| 26 | 68459 | 1 | Push Rod Wd. - Fixed RH 95 |
| 27 | 68461 | 1 | Push Rod Wd. - Fixed LH 95 |
| 28 | 68464 | 1 | Idler Plate Wd. - Fixed 95 |
| 29 | 68498 | 1 | Sway Bar - Canvas Deck 95 |
| 30 | 70962 | 1 | Quick Release - RH 97 |
| 31 | 70963 | 1 | Quick Release - LH 97 |
| 32* | 71011 | 1 | Adjuster Tube Assy - Short |
| 33 | 19804 | 2 | <i>Nut 112 UNC</i> |
| 34 | 21266 | 1 | <i>Tube Ferrule 5/8 (10*)</i> |
| 35 | 26231 | 1 | <i>Spring - Tightener Feeder Deck</i> |
| 36 | 70995 | 1 | <i>Adjuster Tube Wd. - Short 98</i> |
| 37 | 71014 | 1 | <i>Tightener Rod - Short 98</i> |
| 38* | 71013 | 1 | Adjuster Tube Assy - Long |
| 39 | 19804 | 2 | <i>Nut 112 Unc</i> |
| 40 | 21266 | 1 | <i>Tube Ferrule 5/8 (#1 OJ</i> |
| 41 | 26231 | 1 | <i>Spring - Tightener Feeder Deck</i> |
| 42 | 62410 | 42 | <i>Tightener Rod</i> |
| 43 | 71012 | 1 | <i>Adjuster Tube Wd. - Long 98</i> |
| 44 | 71507 | 1 | Tab - Extension Restrainer |

Assy 71006 Deck Assy- LH Short Vulc.98 Includes Items 1 to 14*, 18*, 23, 25/26, 28/29, 31/32*, 44.

Assy 71007 Deck Assy- LH Long Vulc. 98 Includes Items 1 to 14*, 18*, 23, 25/26, 28/29, 31, 38*, 44.

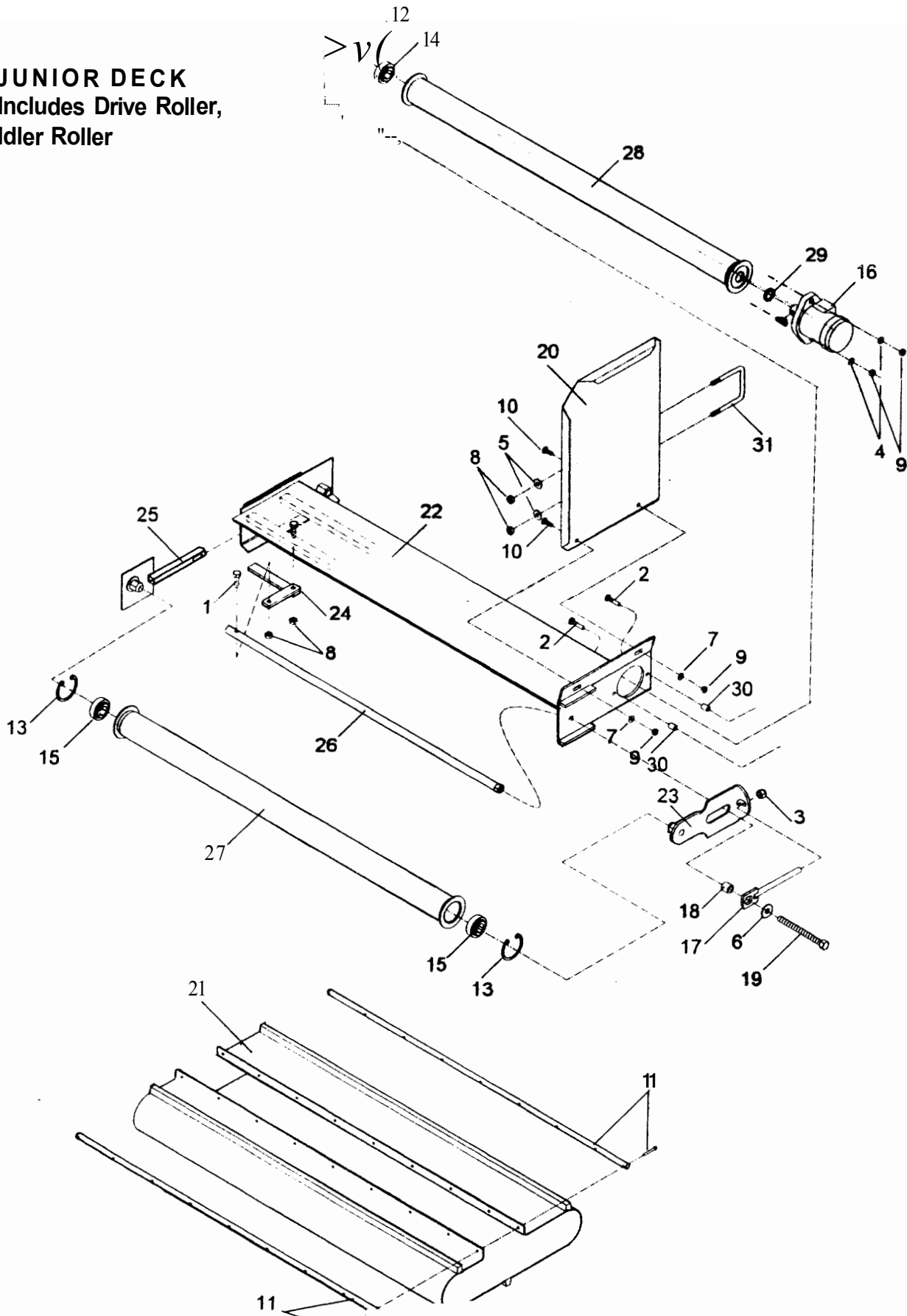
Assy 71009 Deck Assy- RH Short Vulc. 98 Includes Items 1 to 14*, 18*, 23/24,27 to 30, 32*, 44.

Assy 71010 Deck Assy- RH Long Vulc. 98 Includes Items 1 to 14*, 18*, 23/24, 27/30, 38*, 44.

Assy 66530 Idler Roller Assy- Std. Includes Items 15 to 17.

Assy 66533 Drive Roller Assy Std. Vul. Includes Items 19 to 22.

JUNIOR DECK
Includes Drive Roller,
Idler Roller



JUNIOR DECK

Includes Drive Roller, Idler Roller

| Item# | Part# | Qty/Assy | Description |
|-------|--------------|----------|----------------------------------|
| 1 | 19499 | 1 | Bolt 3/8 x 1 UNC |
| 2 | 19746 | 2 | Bolt 5/16 x 1-1/2 NC Carr. |
| 3 | 19854 | 1 | Nut 1/2 UNC Nylock |
| 4 | 19921 | 2 | Washer Flat 5/16 |
| 5 | 19922 | 2 | Washer Flat 3/8 |
| 6 | 19924 | 1 | Washer Flat 1/2 |
| 7 | 19935 | 2 | Washer SAE 5/16 |
| 8 | 19981 | 4 | Nut 3/8 UNC C/Lock |
| 9 | 19989 | 4 | Nut 5/16 UNC C/Lock |
| 10 | 21642 | 2 | Bolt 5/16 x 3/4 NC Carr. |
| 11 | 25087 | 1 | Canvas Connector Bar Kit - 42 |
| 12 | 26218 | 1 | Internal Retainer Ring 2.000 |
| 13 | 26218 | 2 | Internal Retainer Ring 2.000 |
| 14 | 26227 | 1 | Bearing - Drive Roller 1992HX |
| 15 | 26227 | 2 | Bearing - Drive Roller 1992HX |
| 16 | 26760 | 1 | Motor Hyd. - DAN OMP 40cc |
| 17 | 63623 | 1 | Canvas Tightener |
| 18 | 63626 | 1 | Spacer - Canvas Motor 3/4in |
| 19 | 66710 | 1 | Bolt All Thread 1/2 x 6 |
| 20 | 67329 | 1 | Back Panel 12in Deck |
| 21 | 68721 | 1 | Canvas - 42 - 1 Ply - 24oz - 35 |
| 22 | 68764 | 1 | Junior Deck Wd. -95 |
| 23 | 68774 | 1 | Idler Plate Wd. - Jr. Deck 95 |
| 24 | 68777 | 1 | Bell Crank Wd. - Junior Deck |
| 25 | 68778 | 1 | Push Rod Wd. - Junior Deck |
| 26 | 68792 | 1 | Idler Adjustment Wd. - Jr. Deck |
| 27 | 68795 | 1 | Idler Roller Wd. - Jr. Deck |
| 28 | 68796 | 1 | Drive Roller Wd. - Jr. Deck |
| 29 | 68798 | 1 | Spacer - Drive Roller Jr. Deck |
| 30 | 68799 | 2 | Spacer - Motor Mount Jr. Deck |
| 31 | 70910 | 1 | U-Bolt 3/8 x 3-3/4 x 3-1/8 |

Assy 68801 - Junior Deck Assy Includes Items 1 to 31.

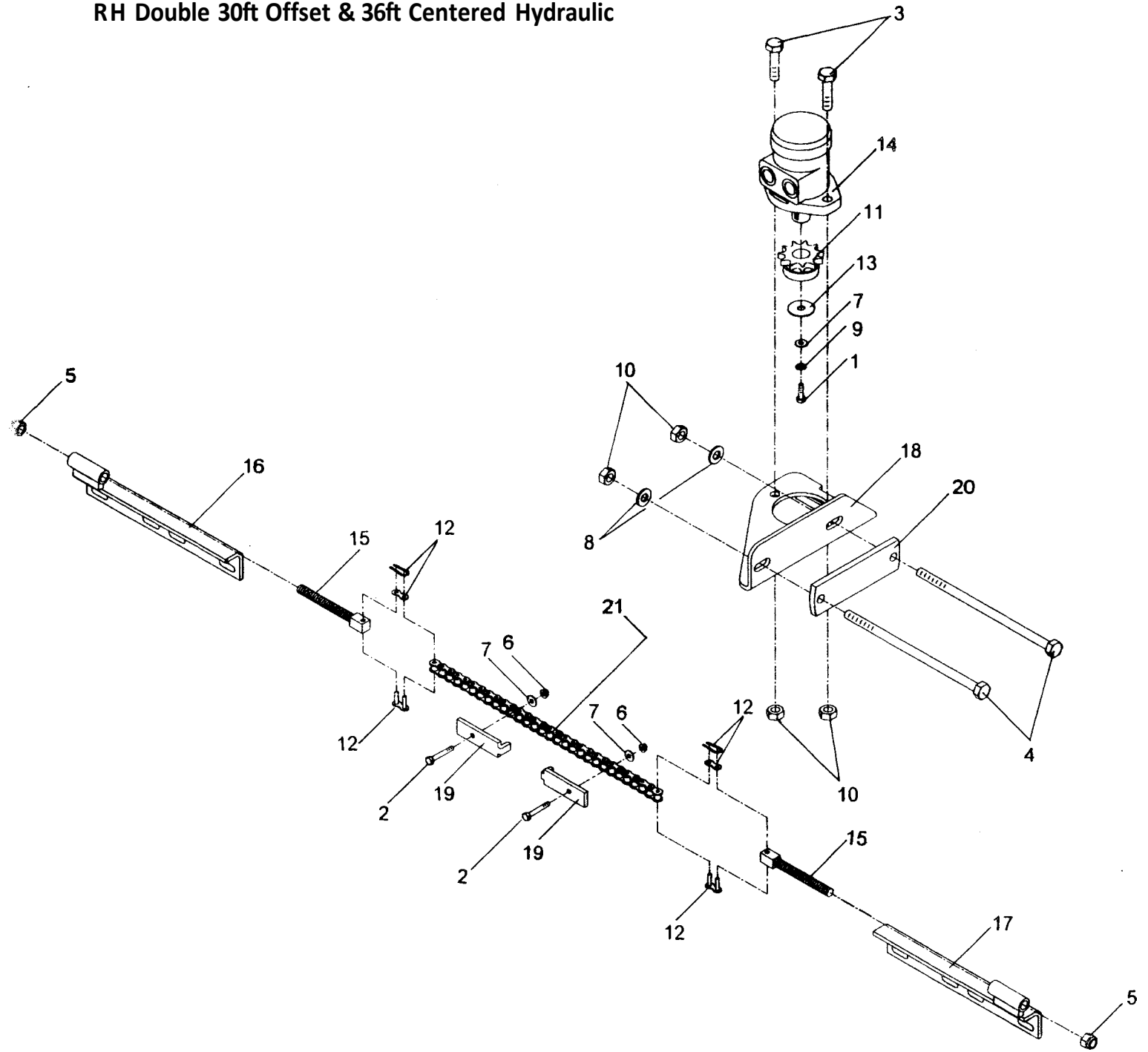
Assy 68797 - Drive Roller Assy - Jr Dk
Includes Item #'s 12, 14, 16, 28 & 29.

Assy 68800 - Idler Roller Assy - Jr Dk
Includes Item #'s 13, 15 & 27.

Note:Hydraulic **Motor Seal** Kit Information is available in the **Hydraulics** Section.

HYDRAULIC DECK SHIFT

Includes LH Double 25ft, RH Double 25ft,
RH Double 30ft Offset & 36ft Centered Hydraulic



1537112.3.97

HYDRAULIC DECK SHIFT

Includes 21ft Double, 36ft Double, 30ft Center End, LH Double 25ft, RH Double 25ft, RH Double 30ft Offset, 36ft Center Hydraulic, 30ft, 36ft & 42ft.

| Item# | Part# | Quantity | Description |
|-------|--------------|----------|---|
| 1 | 19452 | 1 | Bolt 1/4 x 3/4 UNC |
| 2 | 19456 | 2 | Bolt 1/4 x 1-1/2 UNC |
| 3 | 19557 | 2 | Bolt 1/2 x 1-3/4 UNC |
| 4 | 19576 | 2 | Bolt 1/2 x 9 UNC |
| 5 | 19854 | 2 | Nut 1/2 UNC Nylock |
| 6 | 19900 | 2 | Nut 1/4 F/Lock |
| 7 | 19920 | 3 | Washer Flat 1/4 |
| 8 | 19938 | 2 | Washer SAE 1/2 |
| 9 | 19948 | 1 | Washer Lock 1/4 |
| 10 | 19975 | 4 | Nut 1/2 UNC C/Lock |
| 11 | 25433 | 1 | Sprocket 60F11 Bore 1 |
| 12 | 25438 | 2 | Roller Chain Connector #60 - 1R |
| 13 | 26312 | 1 | Washer Fender 3/8 |
| 14 | 26762 | 1 | Motor Hyd. - DAN OMP 160cc [21ft Double, 36ft Double, LH Dbl.25, RH Dbl.25, RH Dbl.30 Off] |
| 14 | 25595 | 1 | Motor Hyd. - DAN OMP 315cc [30ft Center End, 36ft Ctr Hyd, 30ft, 36 & 42ft.] |
| 15 | 63803 | 2 | Chain Tightener Wd |
| 16 | 64350 | 1 | Chain Mount Wd - Left Hand |
| 17 | 64351 | 1 | Chain Mount Wd - Right Hand |
| 18 | 67231 | 1 | Motor Mount - Deck Shift LH 98 |
| 19 | 68209 | 2 | Deck Shift Stop - 94 |
| 20 | 68703 | 1 | Connector Link - Hyd.R Drive |
| 21 | 71091 | 1 | Roller Chain - #60 86.25in [LH Double 25ft 98 & 30ft Center End] |
| 21 | 71100 | 1 | Roller Chain - #60 109.5in [RH Double 25ft 98] |
| 21 | 71163 | 1 | Roller Chain - #60 112.5in [RH Double 30ft Offset] |
| 21 | 71080 | 1 | Roller Chain - #60 74.25in [21ft Double & 36ft Centered Hydraulic] |
| 21 | 69843 | 1 | Roller Chain - #60 87in [30ft] |
| 21 | 69844 | 1 | Roller Chain - #60 101.25in [36ft & 42ft , 36ft Double] |

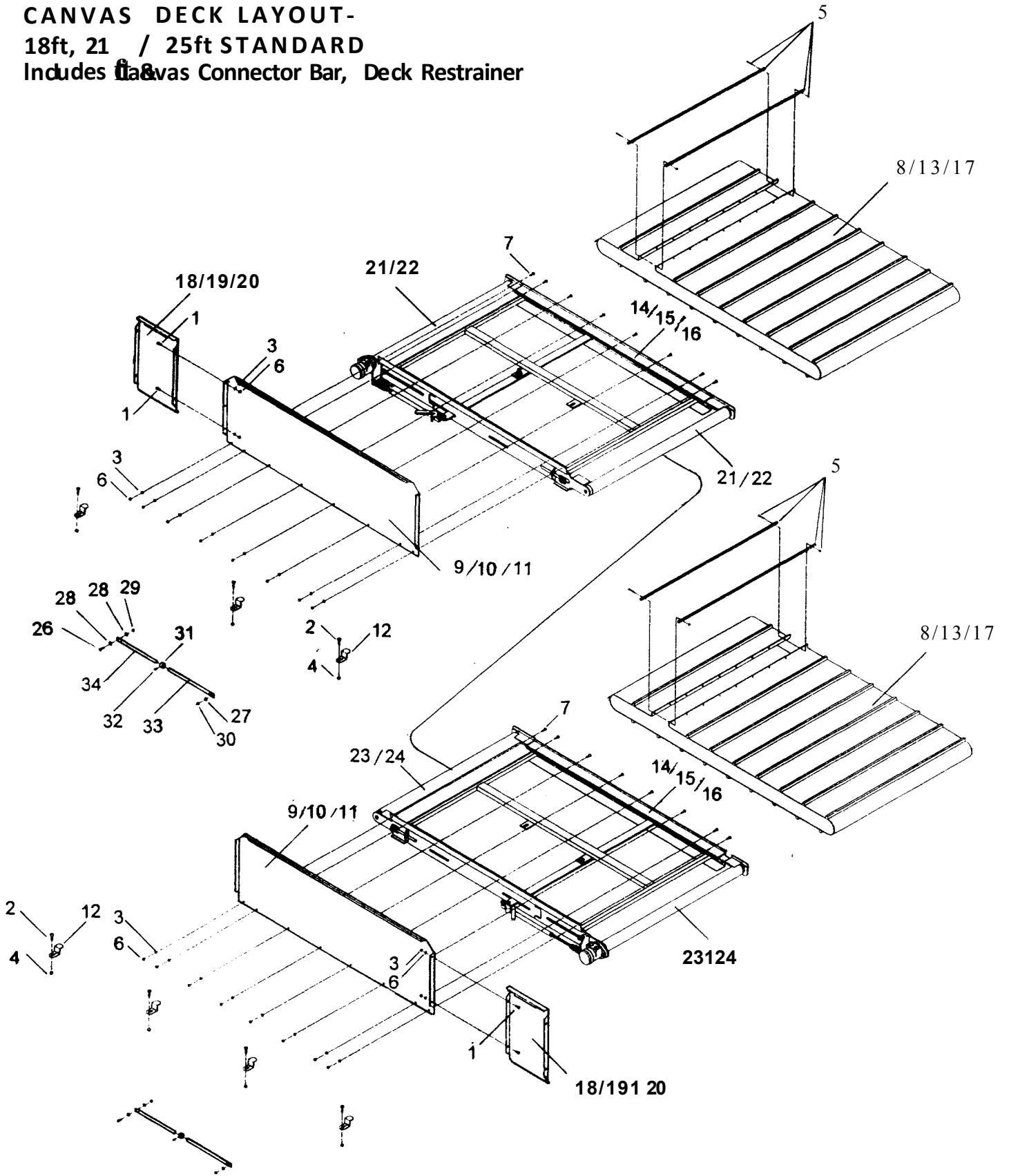
Assy 71082 Hyd.Dk.Shift - LH Dbl. 25 98
 Assy 71164 Hyd.Dk.Shift - RH Dbl. 30Off.
 Assy 71081 Hyd.Dk.Shift - RH Dbl. 25 98
 Assy 69690 Hyd.Dk.Shift - 30ft 98
 Assy 71079 Hyd.Dk.Shift - 36 Cntr. Hyd.
 Assy 69706 Hyd.Dk.Shift - 36 & 42 ft 96

Note:Hydraulic **Motor Seal** Kit Information is available in the **Hydraulics** Section

1537 / 12.3.97

DK-8.09

**CANVAS DECK LAYOUT-
18ft, 21 / 25ft STANDARD**
Includes Canvas Connector Bar, Deck Restrainer



1576 / 02.02.98

CANVAS/DECK LAYOUT - 18ft, 21ft & 25ft STANDARD

Includes Canvas Connector Bar Kit, Deck Restrainer Kit

| Item# | Part# | 18ft | 21ft | 25ft | Description |
|------------|--------------|------|----------|----------|-----------------------------------|
| 1 | 19452 | 4 | 4 | 4 | Bolt 1/4 x 3/4 UNC |
| 2 | 19731 | 7 | 9 | 9 | Bolt 3/8 x 1 NC Carr. |
| 3 | 19920 | 20 | 24 | 28 | Washer Flat 1/4 |
| 4 | 19981 | 7 | 9 | 9 | Nut 3/8 UNC C/Lock |
| 5 | 25087 | 2 | 2 | 2 | Canvas Connector Bar Kit - 42 |
| 6 | 26265 | 20 | 24 | 28 | Nut 1/4 UNC C/Lock |
| 7 | 26632 | 16 | 20 | 24 | Bolt 1/4 x 3/4 NC Carr. |
| 8 | 64261 | - | - | 2 | Canvas - 42 - 1 Ply - 24oz - 236 |
| 9 | 66588 | - | - | 2 | Back Panel Ser IV Standard - 96 |
| 10 | 66589 | - | 2 | - | Back Panel Ser.IV Standard - 84 |
| 11 | 66590 | 2 | - | - | Back Panel Ser.IV Standard - 58 |
| 12 | 67997 | 7 | 9 | 9 | Back Panel Hold Down 94 |
| 13 | 68006 | 2 | - | - | Canvas - 42 - 1 Ply - 24 oz - 160 |
| 14 | 68493 | 2 | - | - | Canvas Deck Wd. - 58in. 95 |
| 15 | 68494 | - | 2 | - | Canvas Deck Wd. - 84in 95 |
| 16 | 68495 | - | - | 2 | Canvas Deck Wd. - 96in 95 |
| 17 | 69061 | - | 2 | - | Canvas - 42 - 1 Ply - 24 oz - 198 |
| 18 | 70135 | 2 | - | - | Back Panel Extension - 12in 97 |
| 19 | 70136 | - | 2 | - | Back Panel Extension - 8 in 97 |
| 20 | 70137 | - | - | 2 | Back Panel Ext - 16in 97 |
| 21 | 71002 | - | 1 | - | Deck Assy - LH Short - 98 |
| 22 | 71003 | 1 | - | 1 | Deck Assy - LH Long - 98 |
| 23 | 71004 | - | 1 | - | Deck Assy - RH Short - 98 |
| 24 | 71005 | 1 | - | 1 | Deck Assy - RH Long - 98 |
| 25* | 67812 | 2 | 2 | 2 | Deck Restrainer Kit 95 |
| 26 | 19478 | 2 | 2 | 2 | Bolt 5/16 x 1-114 UNG |
| 27 | 19920 | 2 | 2 | 2 | Washer Flat 114 |
| 28 | 19921 | 4 | 4 | 4 | Washer Flat 5116 |
| 29 | 19989 | 2 | 2 | 2 | Nut 5/16 UNG C/Lock |
| 30 | 26265 | 2 | 2 | 2 | Nut 1/4 UNG C/Lock |
| 31 | 26432 | 2 | 2 | 2 | Lock Collar 3/4 in |
| 32 | 26707 | 2 | 2 | 2 | Set Screw Sq. Head 5/16 x 1 |
| 33 | 68455 | 2 | 2 | 2 | Deck Restrainer Tube - Outer |
| 34 | 70177 | 2 | 2 | 2 | Deck Restrainer Bar - Inner |

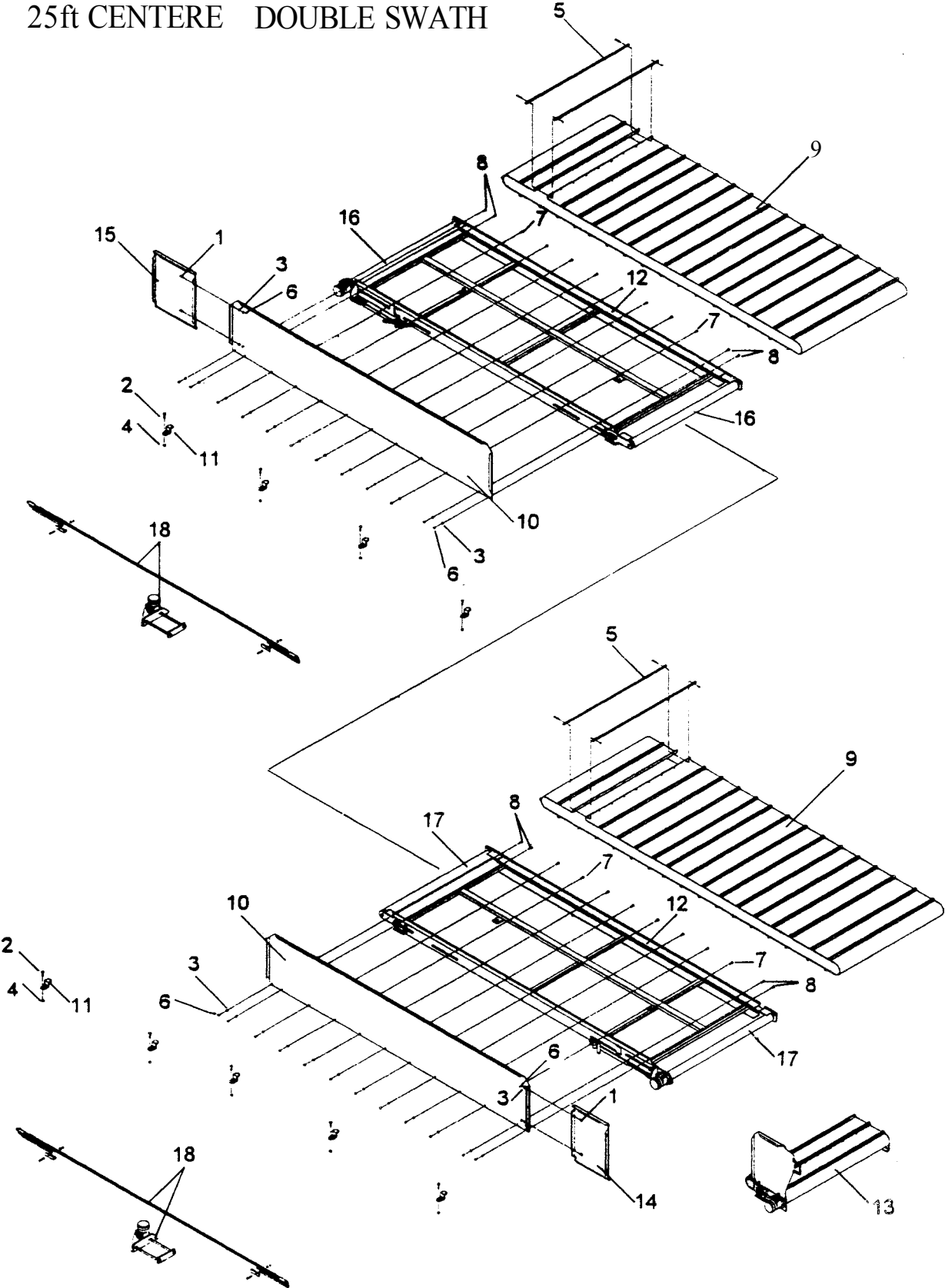
*Assy 67812 - Deck Restrainer Kit 96
Includes Item #'s 26-34

Refer to Specific Illustrations in this section.

1576 / 02.02.98

DK-8.11

CANVAS / DECi LAYOUT-
 25ft CENTERE DOUBLE SWATH



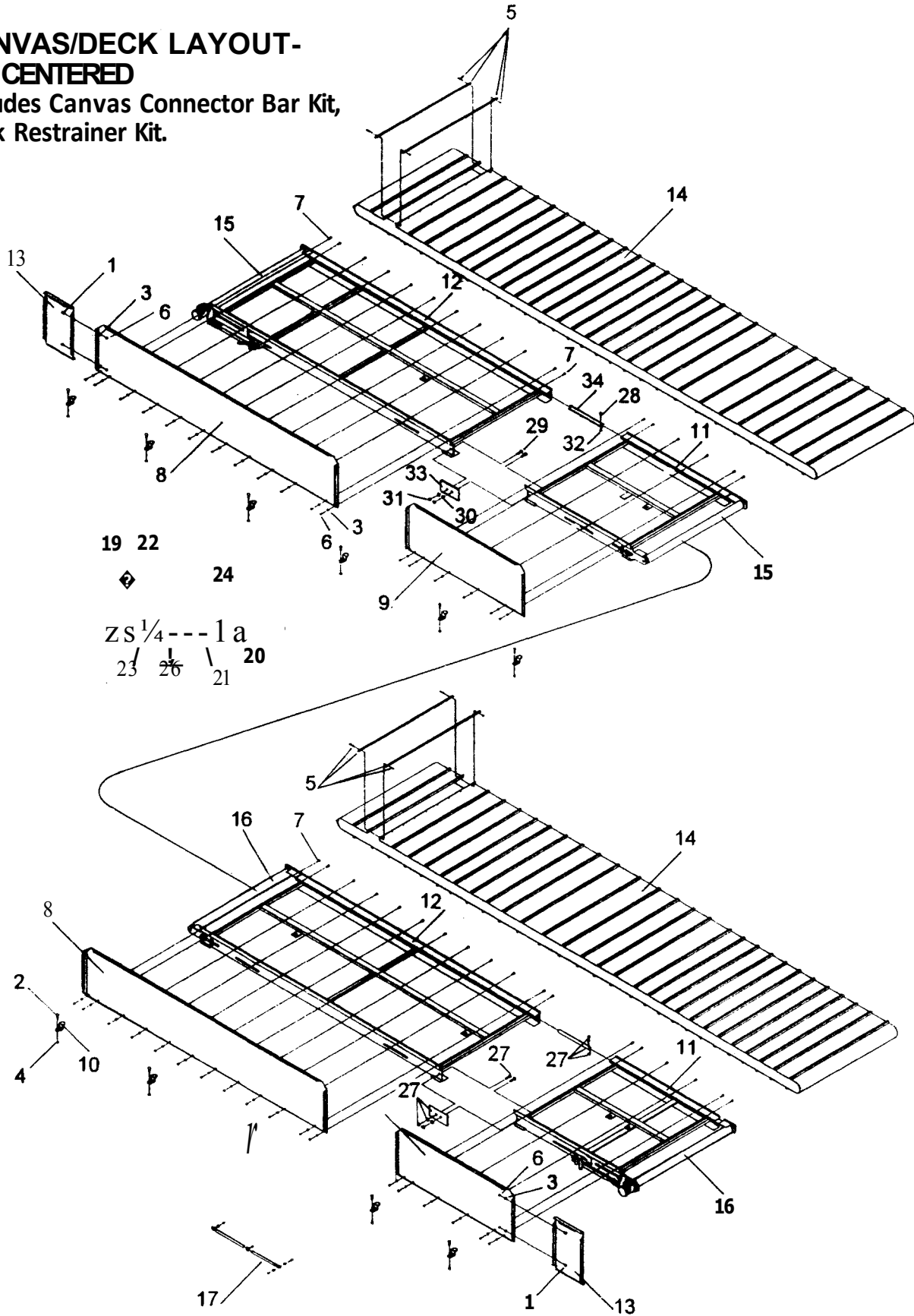
CANVAS/DECKLAYOUT- 25ft CENTERED DOUBLE SWATH

| Item# | Part# | Qty | Description |
|-----------|--------------|----------|---------------------------------------|
| 1 | 19452 | 4 | Bolt 1/4 x 3/4 UNC |
| 2 | 19731 | 9 | Bolt 3/8 x 1 NC Carr. |
| 3 | 19920 | 28 | Washer Flat 1/4 |
| 4 | 19981 | 9 | Nut 3/8 UNC C/Lock |
| 5 | 25087 | 2 | Canvas Connector Bar Kit - 42 |
| 6 | 26265 | 28 | Nut 1/4 UNC C/Lock |
| 7 | 26632 | 16 | Bolt 1/4 x 3/4 NC Carr. |
| 8 | 26728 | 8 | Bolt 1/4 x 1-1/4 NC Carr. |
| 9 | 64261 | 2 | Canvas - 42 - 1 Ply - 24oz - 236 |
| 10 | 66588 | 2 | Back Panel Ser.IV Std. - 96 |
| 11 | 67997 | 9 | Back Panel Hold Down 94 |
| 12 | 68495 | 2 | Canvas Deck Wd. - 96in. 95 |
| 13 | 68801 | 1 | Junior Deck Assembly 95 |
| 14 | 70135 | 1 | Back Panel Extension - 12in. 97 |
| 15 | 70137 | 1 | Back Panel Extension - 16in. 97 |
| 16 | 71003 | 1 | Deck Assy - LH Long - 98 |
| 17 | 71005 | 1 | Deck Assy - RH Long - 98 |
| 18 | 71082 | 2 | Hyd.Deck Shift - LH Dbl. 25 98 |

Assy 71090 Deck Layout 25 Cntr.Dbl.Sw. Includes Items 1 to 18.

Refer to Specific Illustrations in this section.

**CANVAS/DECK LAYOUT-
30ft CENTERED**
Includes Canvas Connector Bar Kit,
Deck Restrainer Kit.



CANVAS/DECK LAYOUT - 30ft CENTERED

Includes Canvas Connector Bar Kit, Deck Restrainer Kit.

| Item# | Part# | Qty | Description |
|------------|--------------|----------|---|
| 1 | 19452 | 4 | Bolt 1/4 x 3/4 UNC |
| 2 | 19731 | 11 | Bolt 3/8 x 1 NC Carr. |
| 3 | 19920 | 40 | Washer Flat 1/4 |
| 4 | 19981 | 11 | Nut 3/8 UNC C/Lock |
| 5 | 25087 | 2 | Canvas Connector Bar Kit - 42 |
| 6 | 26265 | 40 | Nut 1/4 UNC C/Lock |
| 7 | 26632 | 36 | Bolt 1/4 x 3/4 NC Carr. |
| 8 | 66588 | 2 | Back Panel Ser. IV Standard - 96 |
| 9 | 67143 | 2 | Back Panel Ser. IV Standard - 36 |
| 10 | 67997 | 11 | Back Panel Hold Down 94 |
| 11 | 68491 | 2 | Canvas Deck Wd. - 36in 95 |
| 12 | 68495 | 2 | Canvas Deck Wd. - 96in 95 |
| 13 | 70135 | 2 | Back Panel Extension - 12in 97 |
| 14 | 70362 | 2 | Canvas - 42 - 1 Ply - 24oz - 300 |
| 15 | 71002 | 1 | Deck Assy - LH Short - 98 |
| 16 | 71004 | 1 | Deck Assy - RH Short - 98 |
| 17* | 67812 | 2 | Deck Restrainer Kit 95 |
| 18 | 19478 | 1 | Bolt 5116 x 1-1/4 UNG |
| 19 | 19920 | 1 | Washer Flat 114 |
| 20 | 19921 | 2 | Washer Flat 5116 |
| 21 | 19989 | 1 | Nut 5116 UNG C/Lock |
| 22 | 26265 | 1 | Nut 114 UNG C/Lock |
| 23 | 26432 | 1 | Lock Collar 3/4in |
| 24 | 26707 | 1 | Set Screw Sq. Head 5116 x 1 |
| 25 | 68455 | 1 | Deck Restrainer Tube - Outer |
| 26 | 70177 | 1 | Deck Restrainer Bar - Inner |
| 27* | 67784 | 2 | Deck Connector Kit 93 |
| 28 | 19500 | 1 | Bolt 3/8 x 1-1/4 UNG |
| 29 | 19710 | 2 | Bolt 1/2 x 1 NC Carr. |
| 30 | 19952 | 2 | Washer Lock 112 |
| 31 | 19975 | 2 | Nut 112 UNG C/Lock |
| 32 | 19981 | 1 | Nut 3/8 UNG C/Lock |
| 33 | 66682 | 1 | Deck Connector - Rear Ser. IV |
| 34 | 67371 | 1 | Connector - Front Deck 93 |

Assy 70366 Layout - Canvas Deck - 30 Center

NOTE : Part #70362 / 298 inches is now replaced by Part # 70362 / 300 inches

*Assy 67784 - Deck Connector Kit 93
Includes Item #'s **28-34**.

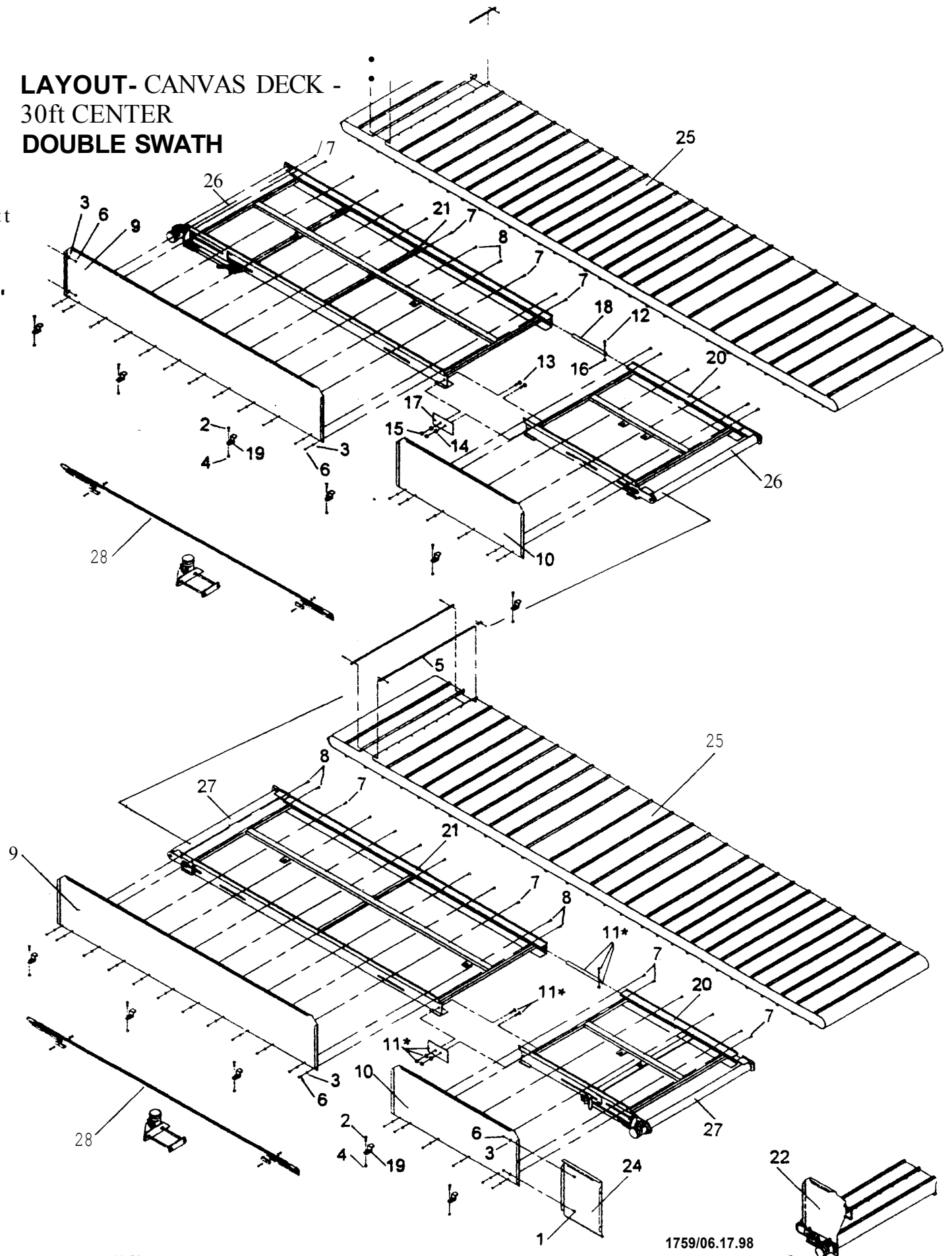
*Assy 67812 - Deck Restrainer Kit 95
Includes Item #'s 18-26.

Refer to Specific Illustrations in this section.

1581 / 02.06.98

**LAYOUT- CANVAS DECK -
30ft CENTER
DOUBLE SWATH**

23 tt



1759/06.17.98

CANVAS/DECK LAYOUT - 30ft CENTERED/ CENTER DOUBLE SWATH

| Item# | Part# | CNT | C/DB. | Description |
|------------|--------------|-----|----------|---|
| 1 | 19452 | 4 | 4 | Bolt 1/4 x 3/4 UNC |
| 2 | 19731 | 11 | 11 | Bolt 3/8 x 1 NC Carr. |
| 3 | 19920 | 40 | 40 | Washer Flat 1/4 |
| 4 | 19981 | 11 | 11 | Nut 3/8 UNC C/Lock |
| 5 | 25087 | 2 | 2 | Canvas Connector Bar Kit - 42 |
| 6 | 26265 | 40 | 40 | Nut 1/4 UNC C/Lock |
| 7 | 26632 | 36 | 28 | Bolt 1/4 x 3/4 NC Carr. |
| 8 | 26728 | - | 8 | Bolt 1/4 x 1-1/4 NC Carr. |
| 9 | 66588 | 2 | 2 | Back Panel Ser IV Standard - 96 |
| 10 | 67143 | 2 | 2 | Back Panel Ser. IV Standard - 36 |
| 11* | 67784 | 2 | 2 | Deck Connector Kit - 93 |
| 12 | 19500 | 1 | 1 | Bolt 3/8 x 1-1/4 UNG |
| 13 | 19710 | 2 | 2 | Bolt 1/2 x 1 NC Carr. |
| 14 | 19952 | 2 | 2 | Washer Lock 112 |
| 15 | 19975 | 2 | 2 | Nut 1/2 UNG C/Lock |
| 16 | 19981 | 1 | 1 | Nut 3/8 UNG C/Lock |
| 17 | 66682 | 1 | 1 | Deck Connector - Rear Ser. JV |
| 18 | 67371 | 1 | 1 | Connector - Front Deck 93 |
| 19 | 67997 | 11 | 11 | Back Panel Hold Down 94 |
| 20 | 68491 | 2 | 2 | Canvas Deck Wd. - 36in 95 |
| 21 | 68495 | 2 | 2 | Canvas Deck Wd. - 96in 95 |
| 22 | 68801 | - | 1 | Junior Deck Assembly 95 |
| 23 | 70135 | 2 | 1 | Back Panel Ext. - 12in 97 |
| 24 | 70137 | - | 1 | Back Panel Ext. - 16in 97 |
| 25 | 70362 | 2 | 2 | Canvas - 42 - 1 Ply - 24oz - 300 |
| 26 | 71002 | 1 | 1 | Deck Assy - LH Short - 98 |
| 27 | 71004 | 1 | 1 | Deck Assy - RH Short - 98 |
| 28 | 71082 | - | 2 | Hyd.Deck Shift - LH Double 25 98 |

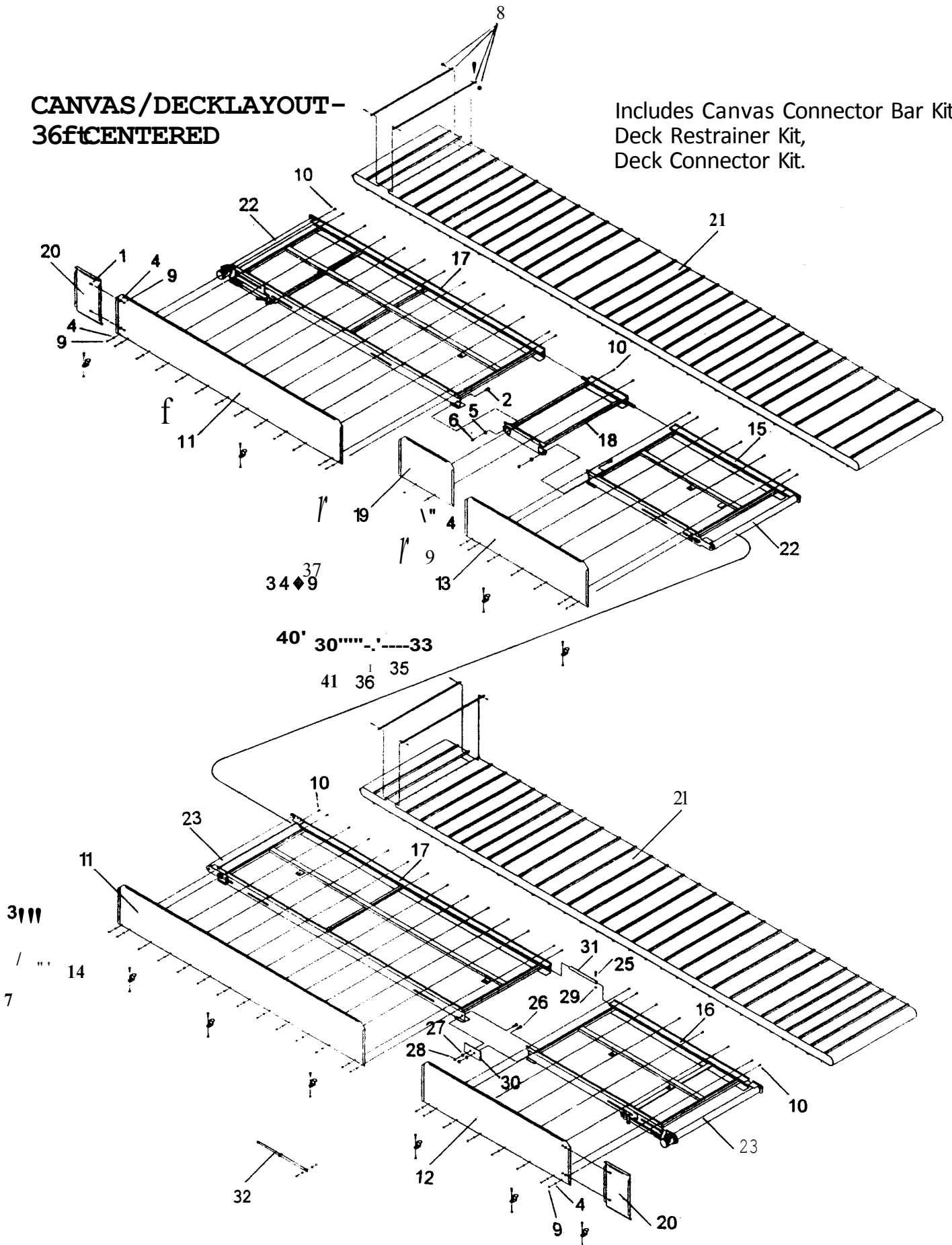
NOTE : Part #70362 / 298 inches is now replaced by Part# 70362 / 300 inches

Assy 70366 Layout Cnvs Dk - Cntr
Assy 71092 Layout - Cnvs Dk - 30 Cntr Dbl

Refer to Specific Illustrations in this section.

**CANVAS/DECKLAYOUT-
36ft CENTERED**

Includes Canvas Connector Bar Kit,
Deck Restrainer Kit,
Deck Connector Kit.



1583 / 02.09.98

CANVAS/DECK LAYOUT - 36ft CENTERED

Includes Canvas Connector Bar Kit, Deck Restrainer Kit, Deck Connector Kit .

| Item # | Part # | Qty | Description |
|--------|--------|-----|-----------------------------------|
| 1 | 19452 | 4 | Bolt 1/4 x 3/4 UNC |
| 2 | 19710 | 2 | Bolt 1/2 x 1 NC Carr. |
| 3 | 19731 | 14 | Bolt 3/8 x 1 NC Carr. |
| 4 | 19920 | 48 | Washer Flat 1/4 |
| 5 | 19924 | 2 | Washer Flat 1/2 |
| 6 | 19975 | 2 | Nut 1/2 UNC C/Lock |
| 7 | 19981 | 14 | Nut 3/8 UNC C/Lock |
| 8 | 25087 | 2 | Canvas Connector Bar Kit - 42 |
| 9 | 26265 | 48 | Nut 1/4 UNC C/Lock |
| 10 | 26632 | 44 | Bolt 1/4 x 3/4 NC Carr. |
| 11 | 66587 | 2 | Back Panel Ser. IV Standard - 110 |
| 12 | 66590 | 1 | Back Panel Ser. IV Standard - 58 |
| 13 | 66591 | 1 | Back Panel Ser. IV Standard - 48 |
| 14 | 67997 | 14 | Back Panel Hold Down 94 |
| 15 | 68492 | 1 | Canvas Deck Wd. - 48in 95 |
| 16 | 68493 | 1 | Canvas Deck Wd. - 58in 95 |
| 17 | 68496 | 2 | Canvas Deck Wd. - 110in 95 |
| 18 | 69846 | 1 | Canvas Deck Wd. -14in 95 |
| 19 | 69935 | 1 | Back Panel Spacer Deck - 14 |
| 20 | 70135 | 2 | Back Panel Extension - 12in 97 |
| 21 | 70363 | 2 | Canvas - 42 1 Ply - 24oz - 374 |
| 22 | 71002 | 1 | Deck Assy - LH Short - 98 |
| 23 | 71004 | 1 | Deck Assy - RH Short - 98 |
| 24* | 67784 | 1 | Deck Connector Kit - 93 |
| 25 | 19500 | 1 | Bolt 3/8 x 1-1/4 UNG |
| 26 | 19710 | 2 | Bolt 1/2 x 1 NC Carr. |
| 27 | 19952 | 2 | Washer Lock 112 |
| 28 | 19975 | 2 | Nut 1/2 UNG C/Lock |
| 29 | 19981 | 1 | Nut 3/8 UNG G/Lock |
| 30 | 66682 | 1 | Deck Connector Rear - Ser. IV |
| 31 | 67371 | 1 | Connector- Front Deck 93 |
| 32* | 67812 | 2 | Deck Restrainer Kit 95 |
| 33 | 19478 | 1 | Bolt 5/16 x 1-1/4 UNG |
| 34 | 19920 | 1 | Washer Flat 114 |
| 35 | 19921 | 2 | Washer Flat 5116 |
| 36 | 19989 | 1 | Nut 5/16 UNG C/Lock |
| 37 | 26265 | 1 | Nut 1/4 UNG C/Lock |
| 38 | 26432 | 1 | Lock Collar 3/4in |
| 39 | 26707 | 1 | Set Screw Sq. Head 5116 x 1 |
| 40 | 68455 | 1 | Deck Restrainer Tube - Outer |
| 41 | 70177 | 1 | Deck Restrainer Bar - Inner |

Assy 70367 Canvas Layout - 36 Cntr

*Assy 67784 -Deck Connector Kit - 93
Includes Item #'s25-31.

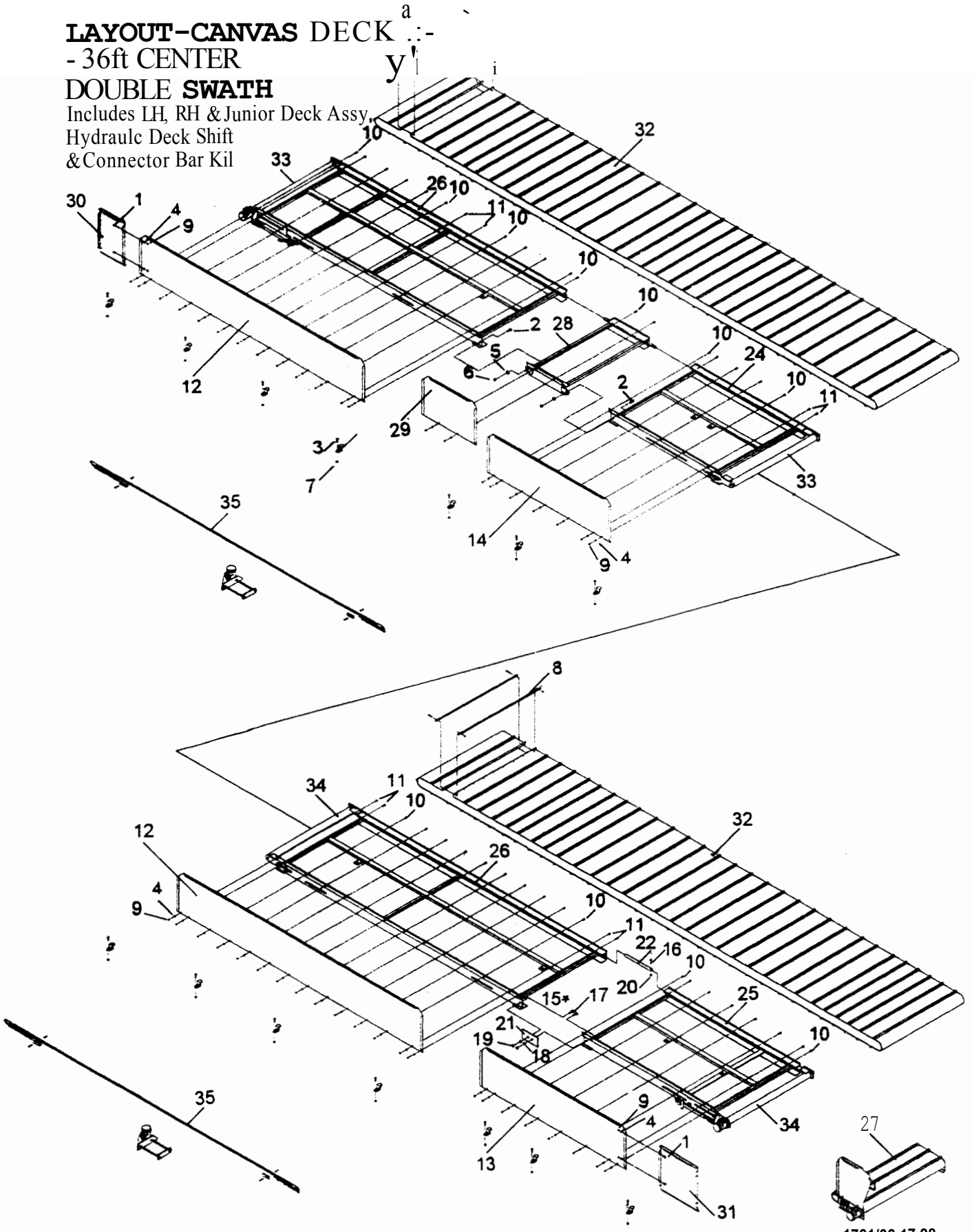
*Assy 67812 -Deck Restrainer Kit 95
Includes Item #'s 33-41.

Refer to Specific Illustration in this section.

LAYOUT-CANVAS DECK :-
 - 36ft CENTER

DOUBLE SWATH

Includes LH, RH & Junior Deck Assy,
 Hydraulic Deck Shift
 & Connector Bar Kil



1761/06.17.98

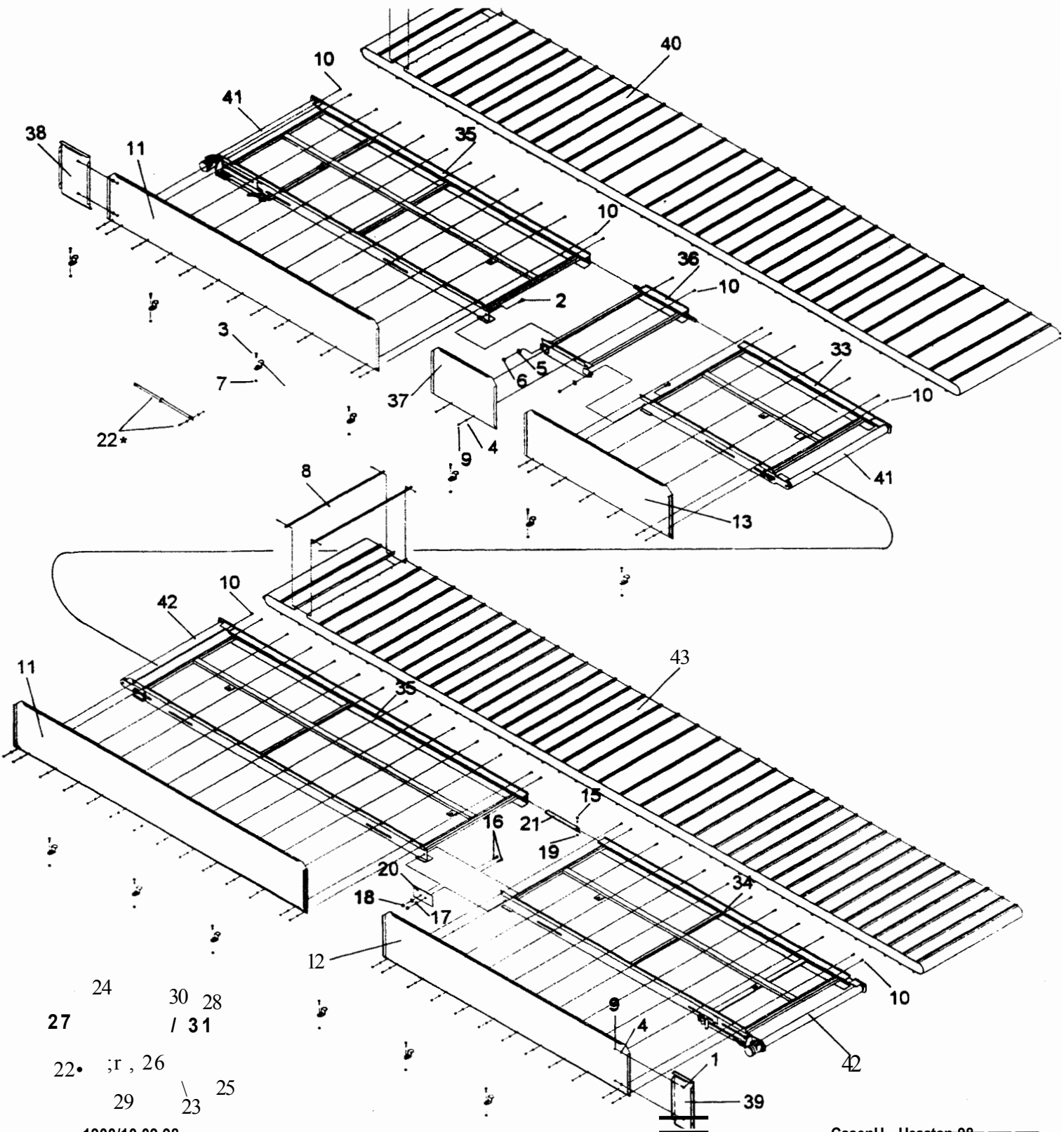
CANVAS/DECK LAYOUT - 36ft CENTER DOUBLE SWATH

| Item# | Part# | Qty | Description |
|-------|-------|-----|--------------------------------------|
| 1 | 19452 | 4 | Bolt 1/4 x 3/4 UNC |
| 2 | 19710 | 2 | Bolt 1/2 x 1 NC Carr. |
| 3 | 19731 | 14 | Bolt 3/8 x 1 NC Carr. |
| 4 | 19920 | 48 | Washer Flat 1/4 |
| 5 | 19924 | 2 | Washer Flat 1/2 |
| 6 | 19975 | 2 | Nut 1/2 UNC C/Lock |
| 7 | 19981 | 14 | Nut 3/8 UNC C/Lock |
| 8 | 25087 | 2 | Canvas Connector Bar Kit - 42 |
| 9 | 26265 | 48 | Nut 1/4 UNC C/Lock |
| 10 | 26632 | 36 | Bolt 1/4 x 3/4 NC Carr. |
| 11 | 26728 | 8 | Bolt 1/4 x 1-1/4 NC Carr. |
| 12 | 66587 | 2 | Back Panel Ser. IV Standard - 11 O |
| 13 | 66590 | 1 | Back Panel Ser. IV Standard - 58 |
| 14 | 66591 | 1 | Back Panel Ser. IV Standard - 48 |
| 15 | 67784 | 1 | Deck Connector Kit - 93 |
| 16 | 19500 | 1 | <i>Bolt 3/8 x 1-1/4 UNG</i> |
| 17 | 19710 | 2 | <i>Bolt 1/2 x 1 NC Carr.</i> |
| 18 | 19952 | 2 | <i>Washer Lock 112</i> |
| 19 | 19975 | 2 | <i>Nut 1/2 UNG C/Lock</i> |
| 20 | 19981 | 1 | <i>Nut 3/8 UNC C/Lock</i> |
| 21 | 66682 | 1 | <i>Deck Connector - Rear Ser IV</i> |
| 22 | 67371 | 1 | <i>Connector - Front Deck 93</i> |
| 23 | 67997 | 14 | Back Panel Hold Down 94 |
| 24 | 68492 | 1 | Canvas Deck Wd. - 48in 95 |
| 25 | 68493 | 1 | Canvas Deck Wd. - 58in 95 |
| 26 | 68496 | 2 | Canvas Deck Wd. - 11in 95 |
| 27 | 68801 | 1 | Junior Deck Assy - 95 |
| 28 | 69846 | 1 | Canvas Deck Wd. -14in 96 |
| 29 | 69935 | 1 | Back Panel Spacer Deck - 14 |
| 30 | 70135 | 1 | Back Panel Ext. -12in 97 |
| 31 | 70137 | 1 | Back Panel Ext. -16in 97 |
| 32 | 70363 | 2 | Canvas - 42 - 1 Ply - 24 oz - 374 |
| 33 | 71002 | 1 | Deck Assy - LH Short - 98 |
| 34 | 71004 | 1 | Deck Assy - RH Short - 98 |
| 35 | 71276 | 2 | Hyd.Deck Shift - 36 Double 98 |

Assy 71114 Layout - Canvas Dk - 36 Cntr Dbl.

1761/06.22.98

**CANVAS/ DECK LAYOUT 3/1;
39ft STANDARD - 98 /4**



24 30 28
27 / 31
22 • 26
29 23 25

1900/10.09.98

DK-8.22

----- Canvas - Section 90 -----

CANVAS / DECK LAYOUT - 39ft STANDARD - 98

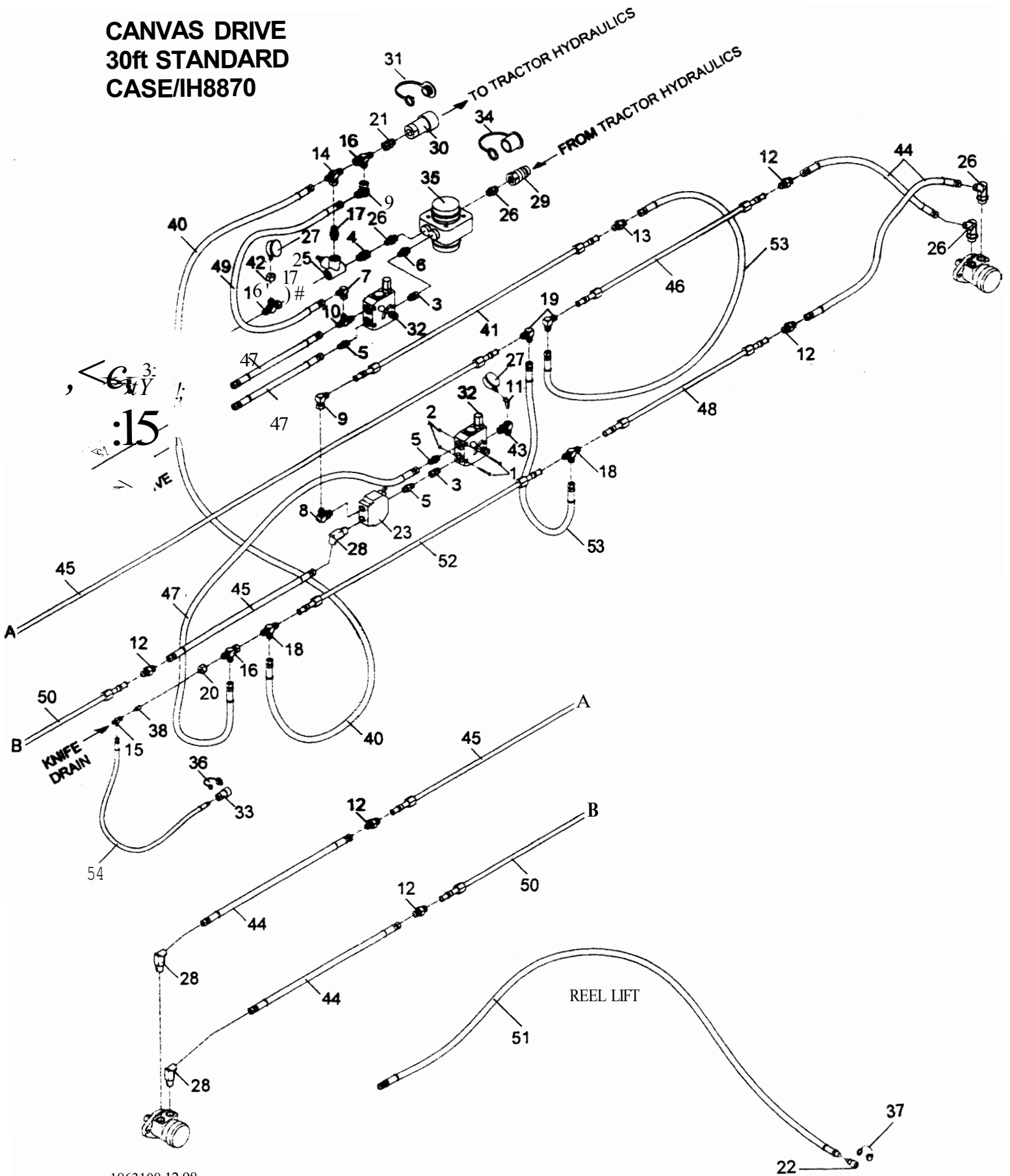
| Item# | Part# | Qty | Description |
|-------|-------|-----|-----------------------------------|
| 1 | 19452 | 4 | Bolt 1/4 x 3/4 UNC |
| 2 | 19710 | 2 | Bolt 1/2 x 1 NC Carr. |
| 3 | 19731 | 15 | Bolt 3/8 x 1 NC Carr. |
| 4 | 19920 | 52 | Washer Flat 1/4 |
| 5 | 19925 | 2 | Washer Flat 1/2 |
| 6 | 19975 | 2 | Nut 1/2 UNC C/Lock |
| 7 | 19981 | 15 | Nut 3/8 UNC C/Lock |
| 8 | 25087 | 2 | Canvas Conn. Bar Kit - 42 |
| 9 | 26265 | 52 | Nut 1/4 UNC C/Lock |
| 10 | 26632 | 48 | Bolt 1/4 x 3/4 NC Carr. |
| 11 | 66587 | 2 | Back Panel Ser. IV Std. - 110 |
| 12 | 66588 | 1 | Back Panel Ser. IV Std. - 96 |
| 13 | 66591 | 1 | Back Panel Ser. IV Std. - 48 |
| 14* | 67784 | 1 | Deck Connector Kit - 93 |
| 15 | 19500 | 1 | Bolt 3/8 x 1-1/4 UNC |
| 16 | 19710 | 2 | Bolt 1/2 x 1 NC Carr. |
| 17 | 19952 | 2 | Washer Lock 1/2 |
| 18 | 19975 | 2 | Nut 1/2 UNC C/Lock |
| 19 | 19981 | 1 | Nut 3/8 UNC C/Lock |
| 20 | 66682 | 1 | Deck Connector - Rear Ser. IV |
| 21 | 67371 | 1 | Connector - Front Deck 93 |
| 22* | 67812 | 2 | Deck Restrainer Kit 95 |
| 23 | 19478 | 1 | Bolt 5/16 x 1-1/4 UNC |
| 24 | 19920 | 1 | Washer Flat 1/4 |
| 25 | 19921 | 2 | Washer Flat 5/16 |
| 26 | 19989 | 1 | Nut 5/16 UNC C/Lock |
| 27 | 26265 | 1 | Nut 1/4 UNC C/Lock |
| 28 | 26432 | 1 | Lock Collar 3/4 inch |
| 29 | 26707 | 1 | Set Screw Sq. Head 5/16 x 1 |
| 30 | 68455 | 1 | Deck Restrain. Tube - Outer |
| 31 | 70177 | 1 | Deck Restrainer Bar - Inner |
| 32 | 67997 | 15 | Back Panel Hold Down 94 |
| 33 | 68492 | 1 | Canvas Deck Wd.- 48 inch 95 |
| 34 | 68495 | 1 | Canvas Deck Wd.- 96 inch 95 |
| 35 | 68496 | 2 | Canvas Deck Wd.- 110 inch 95 |
| 36 | 69846 | 1 | Canvas Deck Wd.- 14 inch 95 |
| 37 | 69935 | 1 | Back Panel Spacer Deck - 14 |
| 38 | 70135 | 1 | Back Panel Ext. - 12 inch 97 |
| 39 | 70136 | 1 | Back Panel Ext. - 8 inch 97 |
| 40 | 70363 | 1 | Canvas - 42 - 1 Ply - 24 oz - 374 |
| 41 | 71002 | 1 | Deck Assy - LH Short - 98 |
| 42 | 71005 | 1 | Deck Assy - RH Long - 98 |
| 43 | 71137 | 1 | Canvas - 42 - 1 Ply - 24 oz - 445 |

Assy 71011 Layout-Cnvs Dk-39 Std-98 Includes Items 1 to 14*, 22*, 32 to 43.

Assy 67784 Deck Connector Kit - 93 Includes Items 15 to 21.

Assy 67812 Deck Restrainer Kit 95 Includes Items 23 to 31.

**CANVAS DRIVE
30ft STANDARD
CASE/IH8870**



1863108.12.98

DK - 8.24

CANVAS DRIVE - 30ft STANDARD - CASE/IH8870 98

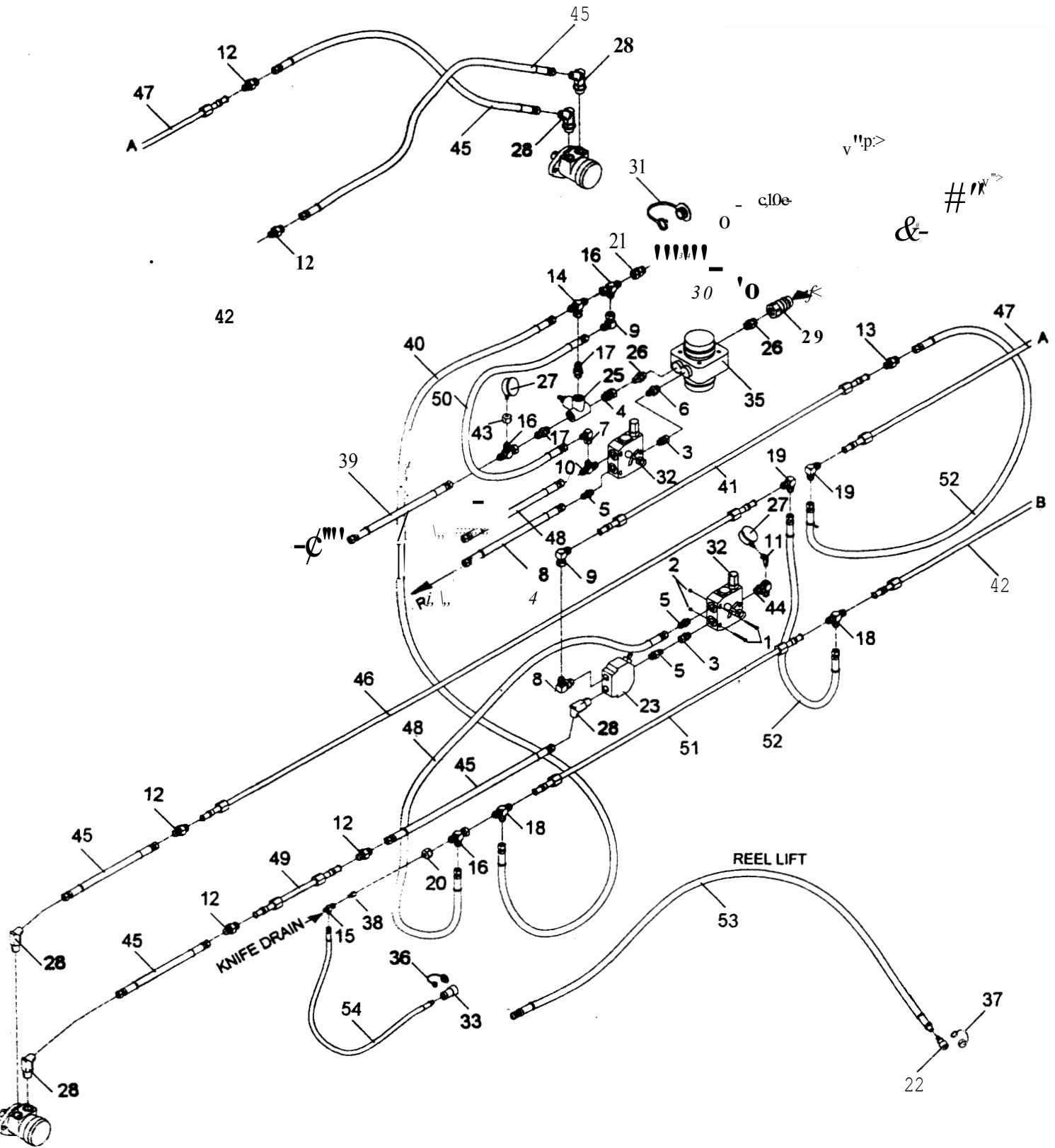
| Item# | Part# | Qty | Description |
|-------|-------|-----|-----------------------------------|
| 1 | 19458 | 2 | Bolt 1/4 x 2 UNC |
| 2 | 19900 | 2 | Nut 1/4 UNC F/Lock |
| 3 | 20978 | 2 | Adaptor Sw. 10MB - 10FJX |
| 4 | 20979 | 1 | Adaptor Sw. 12MB - 12FPX |
| 5 | 21097 | 3 | Nipple 10MB - 10MJ |
| 6 | 21098 | 1 | Nipple 10MJ -12MB |
| 7 | 21112 | 1 | Elbow Sw. 10MJ -10FJX- 90* |
| 8 | 21114 | 1 | Elbow 10MB - 12MJ - 90* |
| 9 | 21115 | 2 | Elbow Sw. 12MJ -12FJX- 90* |
| 10 | 21123 | 1 | Tee 10MB - 10MJ -10MJ |
| 11 | 21202 | 1 | Elbow 4MP - 4FP - 45* |
| 12 | 21227 | 5 | Nipple 10MJO -12MJO |
| 13 | 21228 | 1 | Nipple 12MJO -12MJO |
| 14 | 21279 | 1 | Tee Sw. 12MJ - 12FJX - 12MJ |
| 15 | 21288 | 1 | Tee Sw. 6MJ - 6MJ - 6FJX |
| 16 | 21330 | 3 | Tee Sw. 12MJ - 12MJ - 12FJX |
| 17 | 21680 | 2 | Nipple 12MB - 12MJ |
| 18 | 21687 | 2 | Tee 12MJO -12MJO-12MJO |
| 19 | 21760 | 2 | Elbow 12MJ - 12MJ - 90* |
| 20 | 21777 | 1 | Adaptor6MJ -12FJ |
| 21 | 21797 | 1 | Adaptor Sw. 12MP - 12FJX |
| 22 | 25017 | 1 | Q/Coupler 1/4 Female Screw |
| 23 | 25053 | 1 | Prince Flow Divider RD510 |
| 24 | 25054 | 1 | Prince Flow Control w/R 16 gpm |
| 25 | 26074 | 1 | Relief Valve 3Pt 12-ORB 2800 |
| 26 | 26096 | 2 | Nipple 12MB-12MP |
| 27 | 26101 | 2 | Pressure Gauge - LF 0-3000 psi |
| 28 | 26253 | 5 | Elbow 10MB - 10MJ - 45* |
| 29 | 26354 | 1 | Q/Coupler 3/4 Male Parker |
| 30 | 26358 | 1 | Q/Coupler 3/4 Female Parker |
| 31 | 26475 | 1 | Q/Coupler 3/4 Female Dust Plug |
| 32 | 26250 | 1 | Prince Flow Control w/R 8 gpm |
| 33 | 26547 | 1 | Q/Coupler 1/4 Female Parker SM |
| 34 | 26593 | 1 | Q/Coupler 3/4 Male Dust Cap |
| 35 | 26683 | 1 | Flow Divider-White FD0014 |
| 36 | 26692 | 1 | Q/Coupler 1/4 Female Dust Plug NH |
| 37 | 26736 | 1 | Q/Coupler 1/4 FS Dust Plug |
| 38 | 64930 | 1 | Orifice 1/16 6MJ -6FJ |
| 39 | 67608 | 1 | HH12 40 ELIM 12FJX - 12FJX |
| 40 | 67625 | 1 | HH12 48 FRMX 12FJX - 12FJX |
| 41 | 68330 | 1 | Hyd.Tube 3/4 x 126 |
| 42 | 69154 | 1 | Cap - Pressure Gauge Mount 96 |
| 43 | 69320 | 1 | Elbow - c/w Gauge Hole |
| 44 | 69531 | 5 | HH08 22 D608 10FJX- 10FJX |
| 45 | 69532 | 1 | Hyd.Tube 3/4 x 282 |
| 46 | 69832 | 1 | Hyd.Tube 3/4 x 60 |
| 47 | 70156 | 3 | HH08 26 D608 10FJX- 12FJX |
| 48 | 70158 | 1 | Hyd.Tube 3/4 x 124 |
| 49 | 70201 | 1 | HH08 22 D608 10FJX-12FJX |
| 50 | 70445 | 1 | Hyd.Tube 3/4 x 74 |
| 51 | 70482 | 1 | HH06 96 D606 6MJ - 4FP |
| 52 | 71186 | 1 | Hyd.Tube 3/4 x 125 |
| 53 | 71842 | 2 | HH08 40 D608 12FJX- 12FJX |
| 54 | 71920 | 1 | HH06 36 D606 4MP - 6FJX |

NOTE: Flow Divider Seal Kit Information may be found in the Hydraulic Section.
1863/08.11.98

71454/Case/IH8870

DK - 8.25

CANVAS DRIVE 36ft STANDARD -CASE/IH 8870 9



CANVAS DRIVE - 36ft STANDARD - CASE/IH 8870 98

| Item# | Part# | Qty | Description |
|-------|-------|-----|-----------------------------------|
| 1 | 19458 | 2 | Bolt 1/4 x 2 UNG |
| 2 | 19900 | 2 | Nut 1/4 UNG F/Lock |
| 3 | 20978 | 2 | Adaptor Sw. 10MB - 10FJX |
| 4 | 20979 | 1 | Adaptor Sw. 12MB - 12FPX |
| 5 | 21097 | 3 | Nipple 10MB - 10MJ |
| 6 | 21098 | 1 | Nipple 10MJ - 12MB |
| 7 | 21112 | 1 | Elbow Sw. 10MJ - 10FJX- 90* |
| 8 | 21114 | 1 | Elbow 10MB - 12MJ - 90* |
| 9 | 21115 | 2 | Elbow Sw. 12MJ -12FJX- 90* |
| 10 | 21123 | 1 | Tee 10MB - 10MJ - 10MJ |
| 11 | 21202 | 1 | Elbow 4MP - 4FP - 45* |
| 12 | 21227 | 5 | Nipple 10MJO - 12MJO |
| 13 | 21228 | 1 | Nipple 12MJO - 12MJO |
| 14 | 21279 | 1 | Tee Sw. 12MJ -12FJX- 12MJ |
| 15 | 21288 | 1 | Tee Sw.6MJ - 6MJ - 6FJX |
| 16 | 21330 | 3 | Tee Sw. 12MJ - 12MJ - 12FJX |
| 17 | 21680 | 2 | Nipple 12MB - 12MJ |
| 18 | 21687 | 2 | Tee 12MJO - 12MJO -12MJO |
| 19 | 21760 | 2 | Elbow 12MJ - 12MJ - 90* |
| 20 | 21777 | 1 | Adaptor 6MJ - 12FJ |
| 21 | 21797 | 1 | Adaptor Sw. 12MP - 12FJX |
| 22 | 25017 | 1 | Q/Coupler 1/4 Female Screw |
| 23 | 25053 | 1 | Prince Flow Divider RD510 |
| 24 | 25054 | 1 | Prince Flow Control w/R 16 gpm |
| 25 | 26074 | 1 | Relief Valve 3Pt 12 - ORB 2800 |
| 26 | 26096 | 2 | Nipple 12MB - 12MP |
| 27 | 26101 | 2 | Pressure Gauge - LF 0-3000 psi |
| 28 | 26253 | 5 | Elbow 10MB - 10MJ - 45* |
| 29 | 26354 | 1 | Q/Coupler 3/4 Male Parker |
| 30 | 26358 | 1 | Q/Coupler 3/4 Female Parker |
| 31 | 26475 | 1 | Q/Coupler 3/4 Female Dust Plug |
| 32 | 26520 | 1 | Prince Flow Control w/R 8 gpm |
| 33 | 26547 | 1 | Q/Coupler 1/4 Female Parker SM |
| 34 | 26593 | 1 | Q/Coupler 3/4 Male Dust Cap |
| 35 | 26683 | 1 | Flow Divider- White FD0014 |
| 36 | 26692 | 1 | Q/Coupler 1/4 Female Dust Plug NH |
| 37 | 26736 | 1 | Q/Coupler 1/4 FS Dust Plug |
| 38 | 64930 | 1 | Orifice 1/16 6MJ - 6FJ |
| 39 | 67608 | 1 | HH12 40 ELIM 12FJX - 12FJX |
| 40 | 67625 | 1 | HH12 48 FRMX 12FJX - 12FJX |
| 41 | 68330 | 1 | Hyd.Tube 3/4 x 126 |
| 42 | 68331 | 1 | Hyd.Tube 3/4 x 162 |
| 43 | 69154 | 1 | Cap - Pressure Gauge Mount 96 |
| 44 | 69320 | 1 | Elbow - c/w Gauge Hole |
| 45 | 69531 | 5 | HH08 22 D608 10FJX - 10FJX |
| 46 | 69532 | 1 | Hyd.Tube 3/4 x 282 |
| 47 | 69660 | 1 | Hyd.Tube 3/4 x 134 |
| 48 | 70156 | 3 | HH08 26 D608 10FJX- 12FJX |
| 49 | 70159 | 1 | Hyd.Tube 3/4 x 110 |
| 50 | 70201 | 1 | HH08 22 D608 10FJX - 12FJX |
| 51 | 71186 | 1 | Hyd.Tube 3/4 x 125 |
| 52 | 71842 | 2 | HH08 40 D608 12FJX - 12FJX |
| 53 | 71851 | 1 | HH06 72 D606 4FP - 6MJ |
| 54 | 71920 | 1 | HH06 36 D606 4MP - 6FJX |

NOTE: Flow Divider Seal Kit Information may be found in the Hydraulic Section.

1855/04.08.98

71859/Case/IH 8870

DK - 8.27

HONEY BEE MFG.LTD., BOX 120, FRONTIER, SASK. SON OWO. PHONE 296-2297, FAX 296-2165.

NOTES

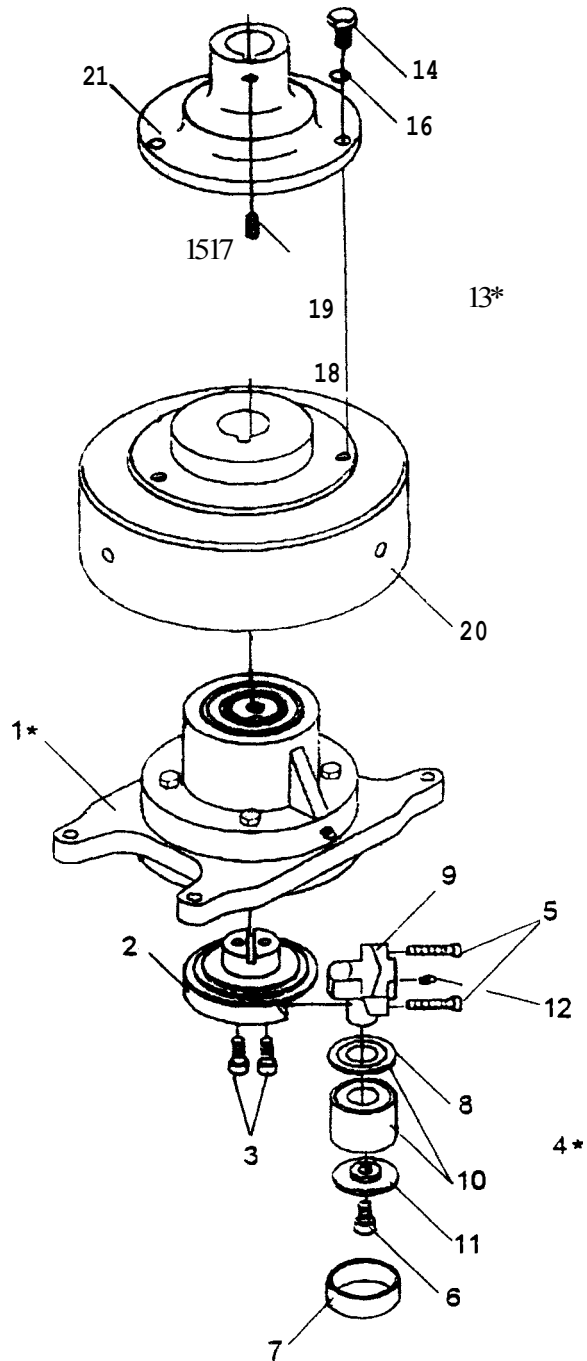
CONTENTS - KNIVES/ KNIFE HYDRAULICS

| | |
|---|-----------|
| KNIFE DRIVE ASSEMBLY - Schumacher/ Flange Short Complete | KN - 8.03 |
| KNIFE DRIVE AND CUTTING SYSTEM - 18ft & 21ft Single Drive | KN - 8.05 |
| KNIFE DRIVE AND CUTTING SYSTEM - 25ft,30ft & 36ft Single Drive | KN - 8.07 |
| KNIFE DRIVE AND CUTTING SYSTEM - 18ft,21ft & 25ft Double Drive | KN - 8.09 |
| KNIFE DRIVE AND CUTTING SYSTEM - 30ft & 36ft Double Drive | KN - 8.11 |
| OVERLAP KIT - 3-3/8 inch Stroke | KN - 8.12 |

HONEY BEE MFG.LTD., BOX 120, FRONTIER, SASK. SON OWO. PHONE 296-2297, FAX 296-2165.

NOTES

KNIFE DRIVE ASSEMBLY - SCHUMACHER/ FLANGE SHORT COMPLETE



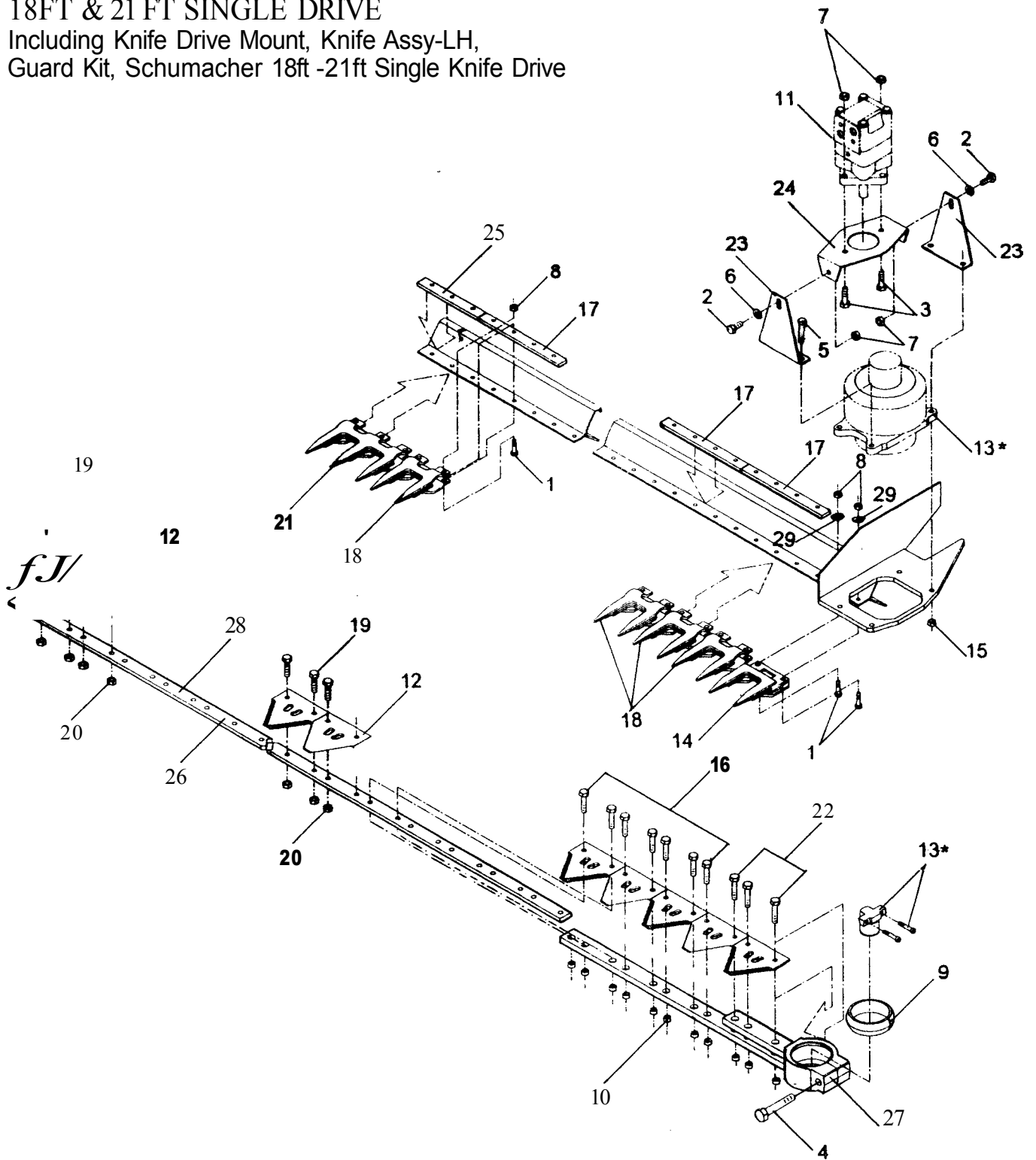
KNIFE DRIVE ASSEMBLY - SCHUMACHER/ FLANGE SHORT COMPLETE

| Item# | Part# | Qty | Schumacher #'s | Description |
|-------|-------|-----|----------------|-----------------------------------|
| 1* | 26372 | 1 | 500.000.011 | Flange Drive - Housing Assy Short |
| 2 | 26401 | 1 | 570.140.085 | Crank Shaft-85H Sch.Dr. |
| 3 | 26402 | 2 | 109.120.835 | Cap Screw Socket MB- x 35 |
| 4* | 26228 | 1 | 571.140.001 | Sch.Orv.Bearing Support Comp. |
| 5 | 19787 | 2 | 109.121.035 | Cap Screw Socket M10 - x 35 |
| 6 | 19788 | 1 | 109.121.020 | Cap Screw Socket M10 - x 20 |
| 7 | 25297 | 1 | 530.040.477 | Nylon Sleeve Outer |
| 8 | 25902 | 1 | 530.032.006 | Shield - Knife Drive Bearing |
| 9 | 26246 | 1 | 570.140.613 | Support I Crank - Flange Drive |
| 10 | 26258 | 1 | 210.372.552 | Bearing - Knife Head/Flange |
| 11 | 26271 | 1 | 530,000.653 | Cover - KH Bearing Flange Drive |
| 12 | 26356 | 1 | 100.971.416 | Grease Zerk 6mm |
| 13* | 26392 | 1 | - | Flywheel -Assy 1-1/4 Shaft |
| 14 | 19771 | 3 | 001.010.025 | Bolt M10- 1.50 x 25 |
| 15 | 19789 | 1 | 179.841.230 | Cap Screw Socket M12 - x 30 |
| 16 | 19951 | 3 | - | Washer Lock 7116 |
| 17 | 25282 | 1 | 109.131.012 | Set Screw M10 x 12 |
| 18 | 25303 | 1 | 540.240.487 | Washer F/Wheel Retn.Hyd. |
| 19 | 26299 | 1 | 114.810.512 | Dowel Pin 5mm Dia. X 12mm |
| 20 | 26390 | 1 | 540.121.541 | Flywheel - Univ. Style Sch. |
| 21 | 26391 | 1 | 540.140.031 | Flywheel-Adapter 1-1/4 Shaft |

| | | |
|------|-------|--|
| Assy | 26372 | - Flange Drive - Housing Assy Short Includes Items 1-12. |
| Assy | 26228 | - Sch.Orv.Bearing Support Comp. Includes Item #'s 4-12. |
| Assy | 26392 | - Flywheel -Assy 1-1/4 Shaft Includes Item #'s 14-21. |
| Assy | 26393 | - K.D.-Sch.H/Flg.Short Comp.[500.000.022] Includes Item #'s 1-21. |

1921/11.24.98

KNIFE DRIVE AND cumNG SYSTEM -
 18FT & 21 FT SINGLE DRIVE
 Including Knife Drive Mount, Knife Assy-LH,
 Guard Kit, Schumacher 18ft -21ft Single Knife Drive



KNIFE DRIVE AND CUTTING SYSTEM - 18ft & 21ft SINGLE DRIVE

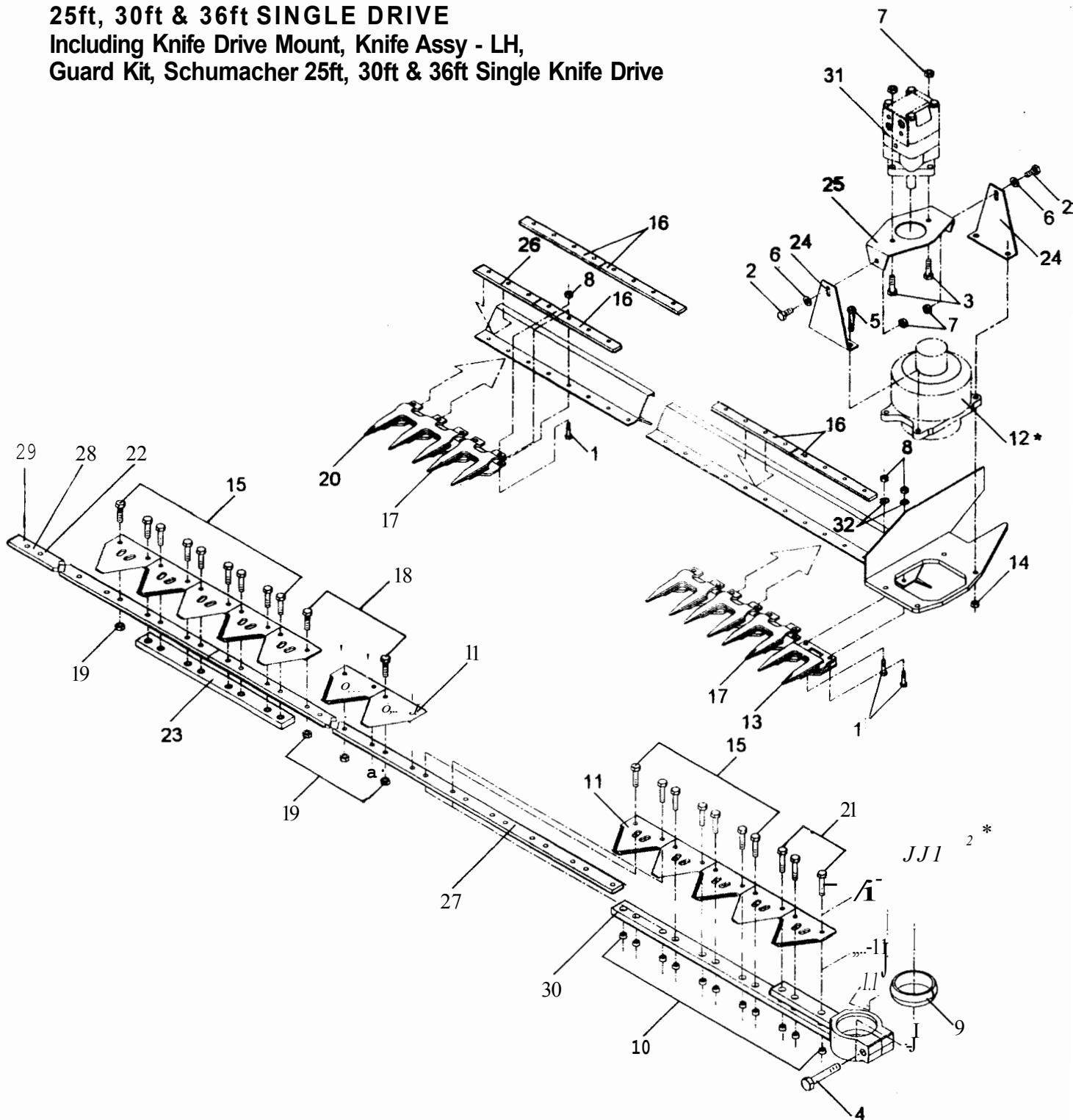
Including Knife Dr. Mount, Knife Assy-LH,
Guard Kit.Schumacher 18ft & 21ft Single Knife Dr

| Item# | Part# | 18ft | 21ft | Description |
|-------|-------|------|------|-----------------------------------|
| 1 | 19500 | 73 | 85 | Bolt 3/8 x 1-1/4 UNC |
| 2 | 19554 | 2 | 2 | Bolt 1/2 x 1 UNC |
| 3 | 19556 | 2 | 2 | Bolt 1/2 x 1-1/2 UNC |
| 4 | 19759 | 1 | 1 | Bolt M10-1.50 x 45 |
| 5 | 19798 | 4 | 4 | Bolt 1/2 x 2-1/4 UNF GR8 |
| 6 | 19924 | 2 | 2 | Washer Flat 1/2 |
| 7 | 19975 | 4 | 4 | Nut 1/2 UNC C/Lock |
| 8 | 19981 | 73 | 85 | Nut 3/8 UNC C/Lock |
| 9 | 25297 | 1 | 1 | Nylon Sleeve - Outer |
| 10 | 25324 | 11 | 11 | Threaded Insert - Sch. |
| 11 | 25342 | 1 | 1 | Motor Hyd. - DAN OMS 100cc |
| 12 | 26208 | 73 | 85 | Sickle Section - Pro - Cut - C |
| 13 | 26393 | 1 | 1 | Knife Drive - S.S. |
| 14 | 26450 | 1 | 1 | 12mm Reinf.Open Guard - Sch. |
| 15 | 26579 | 4 | 4 | Nut 1/2 UNF C/Lock |
| 16 | 61521 | 8 | 8 | Bolt M6 x 18 |
| 17 | 61528 | 17 | 20 | Spacer Bar 7mm |
| 18 | 61694 | 34 | 40 | 12mm Standard Guard |
| 19 | 61711 | 135 | 159 | Bolt 6mm x 16mm Spline |
| 20 | 61713 | 135 | 159 | Nut 6mm Crimp Lock |
| 21 | 62594 | 1 | 1 | 12mm Triple Standard Guard |
| 22 | 62758 | 3 | 3 | Bolt 6mm x 28mm |
| 23 | 67256 | 2 | 2 | Mount Plate - Knife Drive 93 |
| 24 | 67257 | 1 | 1 | Base Plate - Knife Motor 93 |
| 25 | 67838 | 1 | 1 | Spacer Bar 7mm - 3 Hole |
| 26 | 67867 | - | 1 | Knifeback - 21ft HB 1st Sec |
| 27 | 67889 | 1 | 1 | Knifehead - HB - Short St. LH |
| 28 | 69098 | 1 | - | Knifeback - 18ft HB 1st LH95 |
| 29 | 19922 | 2 | 2 | Washer Flat 3/8 |

| | | |
|------|-------|--|
| Assy | 69631 | - Knife Assy - 18ft LH CH95 Includes Item #'s 4, 9, 10, 16, 22, 27 & Assy 69982 |
| Assy | 69982 | - Knife Sub-Assy - 18ft LH Includes Item #'s 12, 19, 20 & 28 |
| Assy | 69636 | - Knife Assy - 21ft LH CH95 Includes Item #'s 4, 9, 10, 16, 22, 27 & Assy 69983 |
| Assy | 69983 | - Knife Sub-Assy - 21ft LH Includes Item #'s 12, 19, 20 & 26 |

Note: Hydraulic **Motor Seal** Kit Information is available in the **Hydraulics** Section.
: **Knife Drive S.S.** information is available in this section.

KNIFE DRIVE AND CUTTING SYSTEM
25ft, 30ft & 36ft SINGLE DRIVE
 Including Knife Drive Mount, Knife Assy - LH,
 Guard Kit, Schumacher 25ft, 30ft & 36ft Single Knife Drive



KNIFE DRIVE AND CUTTING SYSTEM

25ft, 30ft & 36ft SINGLE DRIVE

Including Knife Drive Mount, Knife Assy - LH,
Guard Kit, Schumacher 25ft,30ft & 36ft Single Knife Drive

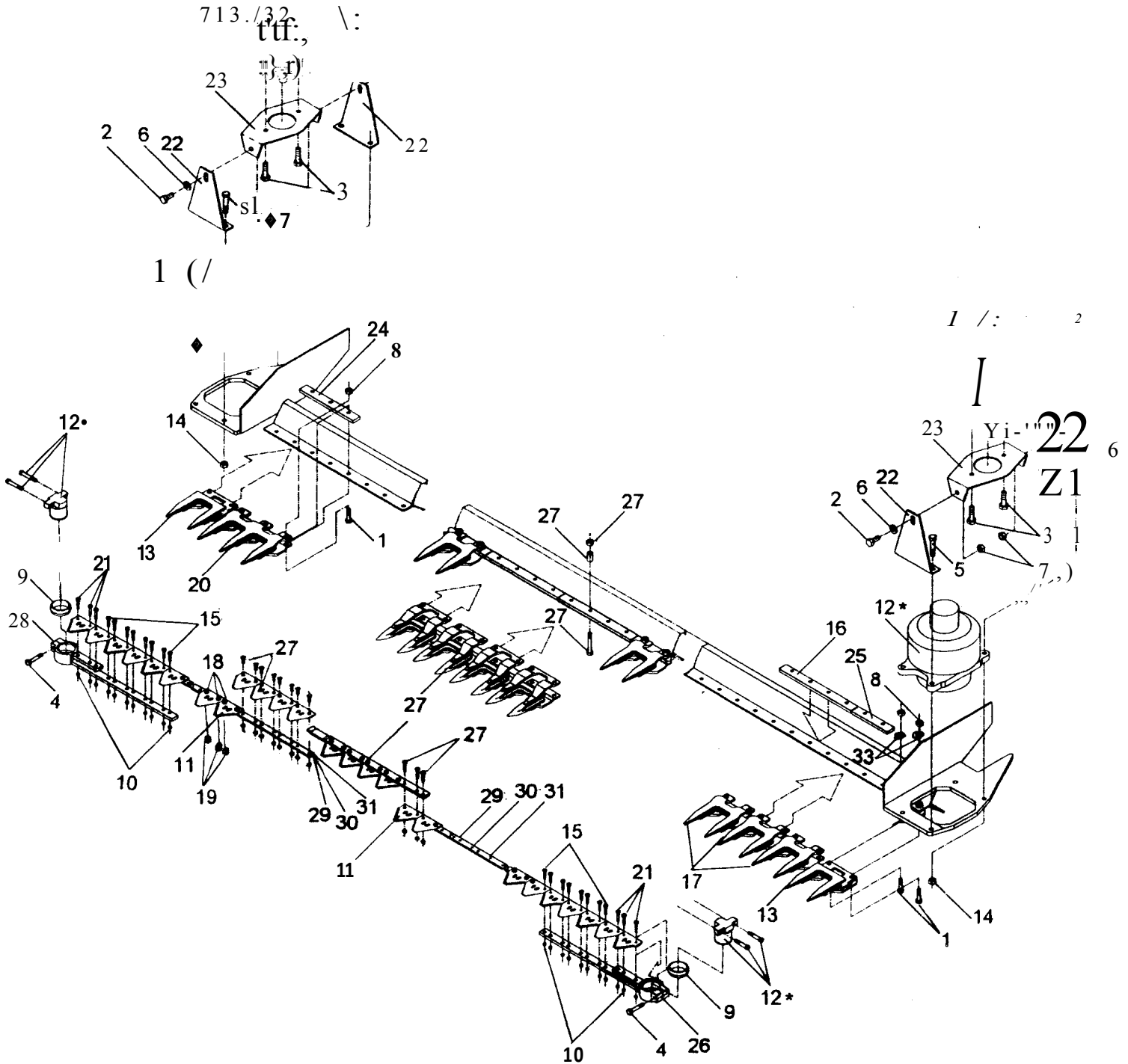
| Item# | Part# | 25ft | 30ft | 36ft | Description |
|-------|-------|------|------|------|----------------------------------|
| 1 | 19500 | 101 | 121 | 146 | Bolt 3/8 x 1-1/4 UNC |
| 2 | 19554 | 2 | 2 | 2 | Bolt 1/2 x 1 UNC |
| 3 | 19556 | 2 | 2 | 2 | Bolt 1/2 x 1-1/2 UNC |
| 4 | 19759 | 1 | 1 | 1 | Bolt M10 - 1.50 x 45 |
| 5 | 19798 | 4 | 4 | 4 | Bolt 1/2 x 2-1/4 UNF GR8 |
| 6 | 19924 | 2 | 2 | 2 | Washer Flat 1/2 |
| 7 | 19975 | 4 | 4 | 4 | Nut 1/2 UNC C/Lock |
| 8 | 19981 | 101 | 121 | 146 | Nut 3/8 UNC C/Lock |
| 9 | 25297 | 1 | 1 | 1 | Nylon Sleeve - Outer |
| 10 | 25324 | 11 | 11 | 11 | Threaded Insert - Schumacher |
| 11 | 26208 | 101 | 121 | 146 | Sickle Section - Pro - Cut - C |
| 12* | 26393 | 1 | 1 | 1 | Knife Drive - S.S. |
| 13 | 26450 | 1 | 1 | 1 | 12mm Relnf. Open Guard - Sch. |
| 14 | 26579 | 4 | 4 | 4 | Nut 1/2 UNF C/Lock |
| 15 | 61521 | 16 | 16 | 16 | Bolt 6mm x 18mm |
| 16 | 61528 | 24 | 29 | 36 | Spacer Bar 7mm |
| 17 | 61694 | 48 | 58 | 72 | 12mm Standard Guard |
| 18 | 61711 | 183 | 223 | 273 | Bolt 6mm x 16mm Spline |
| 19 | 61713 | 183 | 223 | 273 | Nut 6mm Crimp Lock |
| 20 | 62594 | 1 | 1 | - | 12mm Triple Standard Guard |
| 21 | 62758 | 3 | 3 | 3 | Bolt 6mm x 28mm |
| 22 | 64442 | - | 1 | - | Knifeback - 9ft HB 2nd Section |
| 23 | 66382 | 1 | 1 | 1 | Connector Bar - Shoulder In |
| 24 | 67256 | 2 | 2 | 2 | Mount Plate - Knife Drive 93 |
| 25 | 67257 | 1 | 1 | 1 | Base Plate - Knife Motor 93 |
| 26 | 67838 | 1 | 1 | - | Spacer Bar - 7mm - 3 Hole |
| 27 | 67867 | 1 | 1 | 1 | Knifeback - 21ft HB 1st Section |
| 28 | 67868 | 1 | - | - | Knifeback - 4ft HB 2nd Section |
| 29 | 67870 | - | - | 1 | Knifeback - 15ft HB 2nd Section |
| 30 | 67889 | 1 | 1 | 1 | Knifehead - HB Short Stoke LH |
| 31 | 25342 | 1 | 1 | 1 | Motor Hyd.- DAN OMS 100cc |
| 32 | 19922 | 2 | 2 | 2 | Washer Flat 3/8 |

| | | |
|------|-------|--|
| Assy | 69641 | - Knife Assy - 25ft LH CH95 Includes Item #'s 4, 9, 10, 15, 30 & Assy 69984 |
| Assy | 69984 | - Knife Sub-Assy - 25ft LH Includes Item #'s 11, 15, 18, 19, 23, 27 & 28 |
| Assy | 69642 | - Knife Assy - 30ft LH CH95 Includes Item #'s 4, 9, 10, 15, 21, 30 & Assy 69985 |
| Assy | 69985 | - Knife Sub-Assy - 30ft LH Includes Item #'s 11, 15, 18, 19, 22, 23 & 27 |
| Assy | 69645 | - Knife Assy - 36ft LH CH95 Includes Item #'s 4, 9, 10, 15, 21, 30 & Assy 69986 |
| Assy | 69986 | - Knife Sub-Assy - 36ft LH Includes Item #'s 11, 15, 18, 19, 23, 27 & 29 |

Note: Hydraulic **Motor Seal Kit** Information is available in the **Hydraulics** Section.
: **Knife Drive S.S.** Information for above assemblies can be found in this section.

KNIFE DRIVE AND CUTTING SYSTEM - 18ft, 21ft & 25ft DOUBLE DRIVE

Including Knife Drive Mount, Knife Assy Double Drive LH & RH,
Guard Kit, Schumacher Double Drive Knife.



KNIFE DRIVE AND CUTTING SYSTEM - 18ft, 21ft & 25ft DOUBLE DRIVE

Including Knife Drive Mount, Knife Assy Double Drive LH and RH, Guard Kit, Schumacher Double Drive Knife.

| Item# | Part# | 18ft | 21ft | 25ft | Description |
|-----------|--------------|-----------|-----------|-----------|-----------------------------------|
| 1 | 19500 | 65 | 77 | 93 | Bolt 3/8 x 1-1/4 UNC |
| 2 | 19554 | 4 | 4 | 4 | Bolt 1/2 x 1 UNC |
| 3 | 19556 | 4 | 4 | 4 | Bolt 1/2 x 1-1/2 UNC |
| 4 | 19759 | 2 | 2 | 2 | Bolt M10 - 1.50 x 45 |
| 5 | 19798 | 8 | 8 | 8 | Bolt 1/2 x 2-1/4 UNF GR8 |
| 6 | 19924 | 4 | 4 | 4 | Washer Flat 1/2 |
| 7 | 19975 | 8 | 8 | 8 | Nut 1/2 UNC C/Lock |
| 8 | 19981 | 65 | 77 | 93 | Nut 3/8 C/Lock |
| 9 | 25297 | 2 | 2 | 2 | Nylon Sleeve - Outer |
| 10 | 25324 | 22 | 22 | 22 | Threaded Insert - Schumacher |
| 11 | 26208 | 36LH+32RH | 42LH+38RH | 50LH+46RH | Sickle Section-Pro-Cut-C |
| 12 | 26393 | 2 | 2 | 2 | Knife Drive-S.S. |
| 13 | 26450 | 2 | 2 | 2 | 12mm Relnf. Open Guard - Sch. |
| 14 | 26579 | 8 | 8 | 8 | Nut 1/2 UNF C/Lock |
| 15 | 61521 | 16 | 16 | 16 | Bolt M6 x 18 |
| 16 | 61528 | 16 | 19 | 23 | Spacer Bar 7mm |
| 17 | 61694 | 29 | 35 | 43 | 12mm Standard Guard |
| 18 | 61711 | 58LH+53RH | 70LH+65RH | 86LH+81RH | Bolt 6mm x 16mm Spline |
| 19 | 61713 | 58LH+53RH | 70LH+65RH | 86LH+81RH | Nut 6mm Crimp Lock |
| 20 | 62594 | 1 | 1 | 1 | 12mm Triple Standard Guard |
| 21 | 62758 | 6 | 6 | 6 | Bolt 6mm x 28mm |
| 22 | 67256 | 4 | 4 | 4 | Mount Plate - Knife Drive 93 |
| 23 | 67257 | 2 | 2 | 2 | Base Plate - Knife Motor 93 |
| 24 | 67838 | 1 | 1 | 1 | Spacer Bar 7mm - 3 Hole |
| 25 | 67839 | 1 | 1 | 1 | Spacer Bar 7mm - 2 Hole |
| 26 | 67889 | 1 | 1 | 1 | Knifehead-HB-Short Stroke LH |
| 27 | 68141 | 1 | 1 | 1 | Overlap Kit - 3-3/8 Stroke |
| 28 | 67890 | 1 | 1 | 1 | Knifehead-HB-Short Stroke RH |
| 29 | 69130 | 2 | - | - | Knifeback-9ft HB 18ft DOR |
| 30 | 69131 | - | 2 | - | Knifeback-10.5ft HB 21ft DD |
| 31 | 69132 | - | - | 2 | Knifeback-12.5ft HB 25ft DD |
| 32 | 25342 | 2 | 2 | 2 | Motor Hyd. - DAN OMS 100cc |
| 33 | 19922 | 4 | 4 | 4 | Washer Flat 3/8 |

Assy 69671 - Knife Assy-18ft DDLH CH95 Includes Item #'s 4, 9, 10, 15, 21, 26 & Assy 69987
 Assy 69987 - Knife Sub-Assy-18ft DDLH Includes Item #'s 11, 18, 19 & 29
 Assy 69672 - Knife Assy-18ft DDRH CH95 Includes Item #'s 4, 9, 10, 15, 21, 28 & Assy 69988
 Assy 69988 - Knife Sub-Assy - 18ft DDRH Includes Item #'s 11, 18, 19 & 29

Assy 69616 - Knife Assy - 21ft DDLH CH95 Includes Item #'s 4, 9, 10, 15, 21, 26 & Assy 69989
 Assy 69989 - Knife Sub-Assy- 21ft DDLH Includes Item #'s 11, 18, 19 & 30
 Assy 69626 - Knife Assy-21ft DDRH CH95 Includes Item #'s 4, 9, 10, 15, 21, 28 & Assy 69990
 Assy 69990 - Knife Sub-Assy 21ft DDRH Includes Item #'s 11, 18, 19 & 30

Assy 69679 - Knife Assy- 25ft DDRH CH95 Includes Item #'s 4, 9, 10, 15, 21, 28 & Assy 69992
 Assy 69992 - Knife Sub-Assy -25ft DDRH Includes Item #'s 11, 18, 19 & 31
 Assy 69614 - Knife Assy-25ft DDLH CH95 Includes Item #'s 4, 9, 10, 15, 21, 26 & Assy 69991
 Assy 69991 - Knife Sub-Assy - 25ft DDLH Includes Item #'s 11, 18, 19 & 31

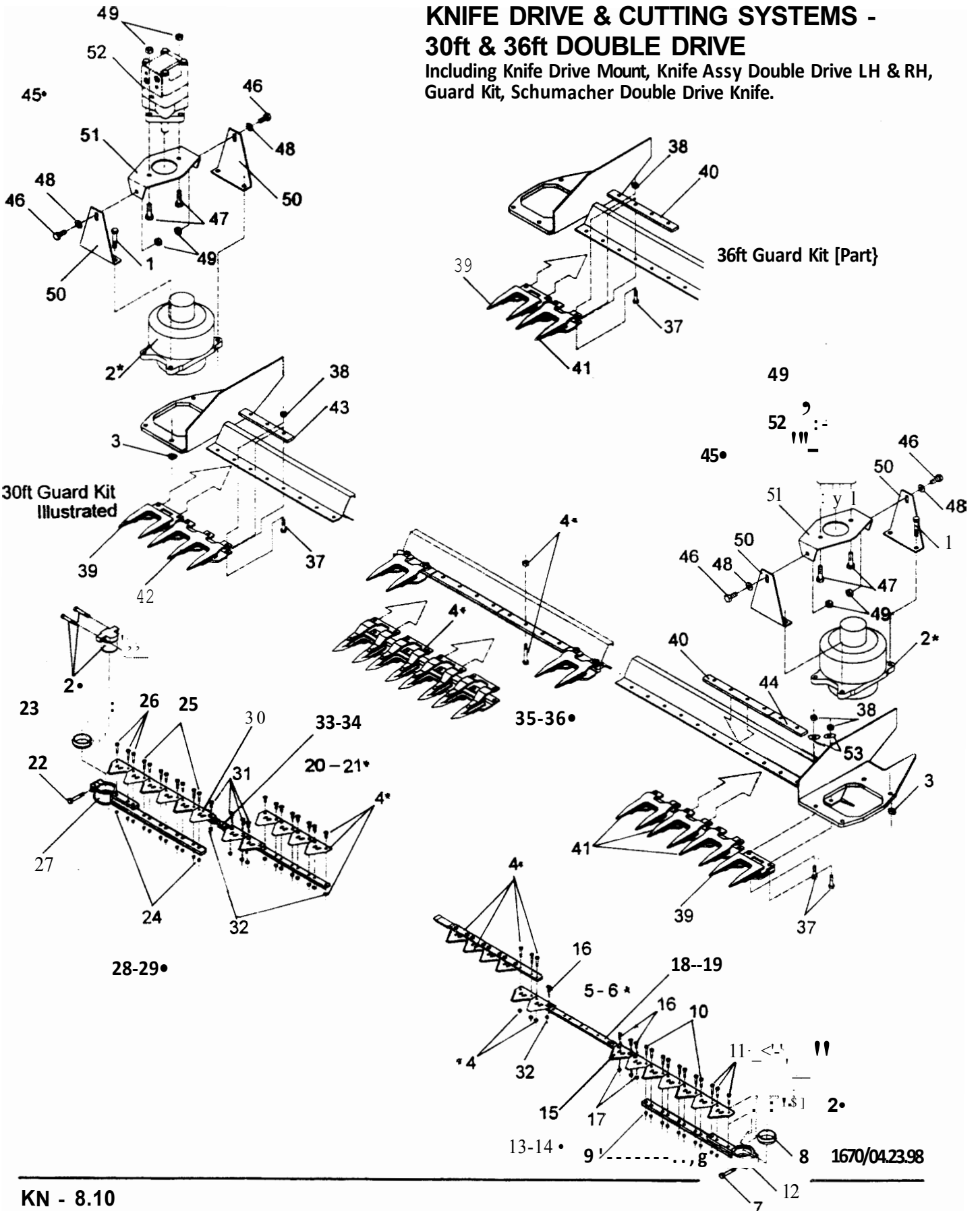
Note: Overlap Kit - 3-3/8 Stroke used on above assemblies can be found in this section.

: Knife Drive S.S. used on above assemblies can be found in this section.

: Hydraulic Motor Seal Kit Information is available in the Hydraulics Section.

KNIFE DRIVE & CUTTING SYSTEMS - 30ft & 36ft DOUBLE DRIVE

Including Knife Drive Mount, Knife Assy Double Drive LH & RH,
Guard Kit, Schumacher Double Drive Knife.



KNIFE DRIVE & CUTTING SYSTEM - 30ft & 36ft DOUBLE DRIVE

Including Knife Drive Mount, Knife Assy Double Drive LH and RH.Guard Kit, Schumacher Double Drive Knife.

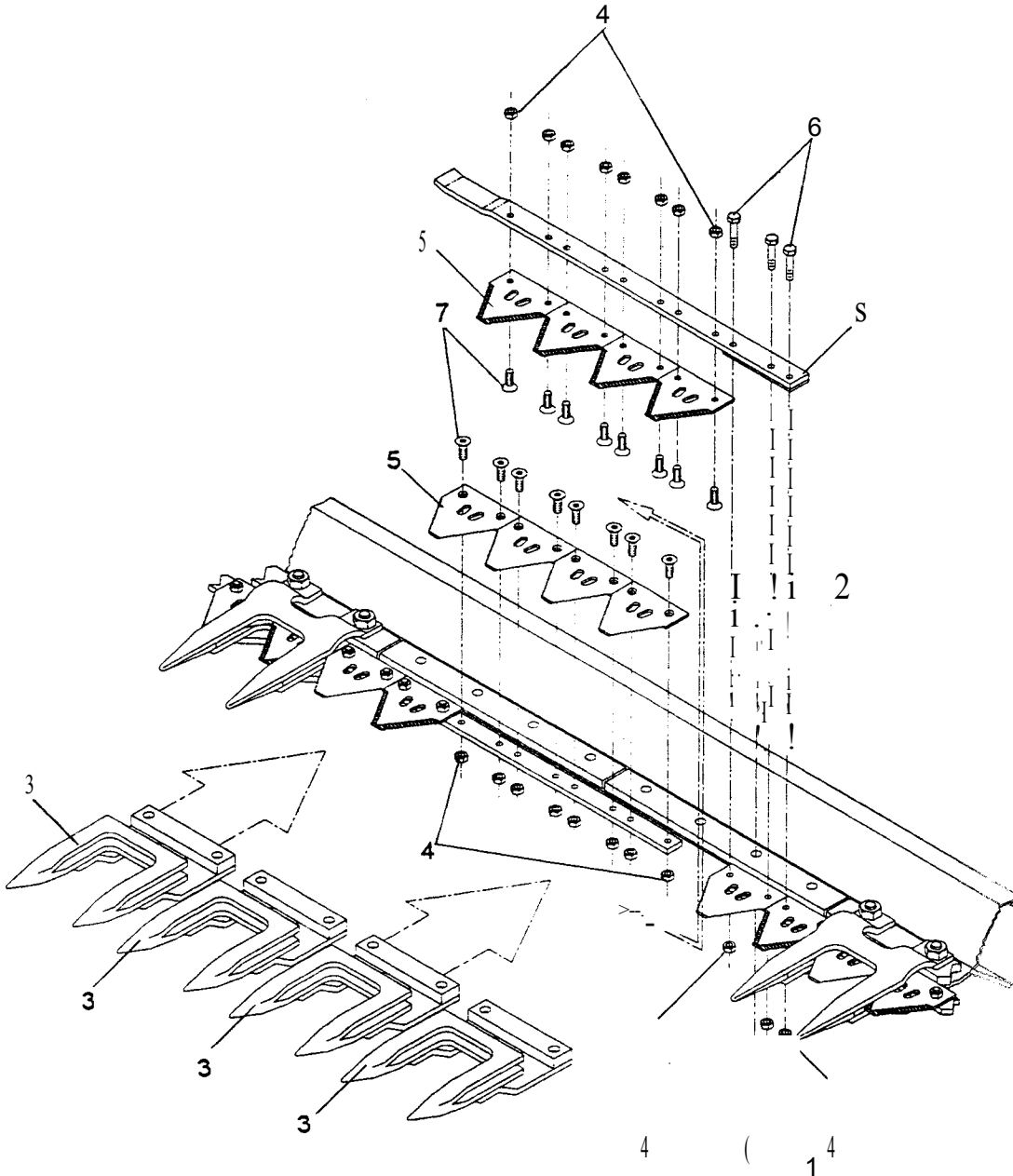
| Item# | Part# | 30ft | 36ft | Description |
|-------|-------|------|------|-------------------------------------|
| 1 | 19798 | 8 | 8 | Bolt 1/2 x 2-1/4 UNF Gr. 8 |
| 2 | 26393 | 2 | 2 | Knife Drive S.S. |
| 3 | 26579 | 8 | 8 | Nut 1/2 UNF C/Lock |
| 4* | 68141 | 1 | 1 | Overlap Kit - 3-318 Stroke |
| 5* | 68971 | - | 1 | Knife Assy - 36ft DDLH CH95 |
| 6* | 69680 | 1 | - | Knife Assy - 30ft DDLH CH95 |
| 7 | 19759 | 1 | 1 | Bolt M-10 1.50 x 45 |
| 8 | 25297 | 1 | 1 | Nylon Sleeve - Outer |
| 9 | 25324 | 11 | 11 | Threaded Insert - Schumacher |
| 10 | 61521 | 8 | 8 | Bolt M6x 18 |
| 11 | 62758 | 3 | 3 | Bolt 6mm x 28mm |
| 12 | 67889 | 1 | 1 | Knifehead - HB - Shrt St. LH |
| 13* | 69993 | 1 | - | Knife Sub- Assy - 30ft DDLH |
| 14* | 69995 | - | 1 | Knife Sub- Assy - 36ft DDLH |
| 15 | 26208 | 60 | 72 | Sickle Section - Pro-Cut-C |
| 16 | 61711 | 106 | 130 | Bolt 6mm x 16mm Spline |
| 17 | 61713 | 106 | 130 | 6mm Crimp Lock |
| 18 | 69133 | 1 | - | Knifeback - 15 HB 30ft DD |
| 19 | 69099 | - | 1 | Knifeback - 18 HB 36ft DD |
| 20* | 69681 | 1 | - | Knife Assy - 30ft DDRH CH95 |
| 21* | 69682 | - | 1 | Knife Assy - 36ft DDRH CH95 |
| 22 | 19759 | 1 | 1 | Bolt M10 - 1.50 x 45 |
| 23 | 25297 | 1 | 1 | Nylon Sleeve - Outer |
| 24 | 25324 | 11 | 11 | Threaded Insert - Sch. |
| 25 | 61521 | 8 | 8 | Bolt M6 x 18 |
| 26 | 62758 | 3 | 3 | Bolt 6mm x 28mm |
| 27 | 67890 | 1 | 1 | Knifehead - HB - Shrt St. RH |
| 28* | 69994 | 1 | - | Knife Sub - Assy - 30ft DDRH |
| 29* | 69996 | - | 1 | Knife Sub - Assy - 36ft DDRH |
| 30 | 26208 | 56 | 68 | Sickle Section Pro-Cut-C |
| 31 | 61711 | 101 | 125 | Bolt 6mm x 16mm Spline |
| 32 | 61713 | 101 | 125 | Nut 6mm Crimp Lock |
| 33 | 69099 | - | 1 | Knifeback - 18 HB 36ft DD |
| 34 | 69133 | 1 | - | Knifeback - 15 HB 30ft DD |
| 35* | 69696 | 1 | - | Guard Kit - 30ft Double Drive |
| 36* | 69697 | - | 1 | Guard Kit - 36ft Double Drive |
| 37 | 19500 | 113 | 138 | Bolt 3/8 x 1-1/4 |
| 38 | 19981 | 113 | 138 | Nut 3/8 UNG C/Lock |
| 39 | 26450 | 2 | 2 | 12mm Re-Inf. Open Guard-Sch. |
| 40 | 61528 | 28 | 35 | Spacer Bar 7mm |
| 41 | 61694 | 53 | 67 | 12mm Standard Guard |
| 42 | 62594 | 1 | - | 12mm Triple Std. Guard |
| 43 | 67838 | 1 | - | Spacer Bar 7mm - 3 Hole |
| 44 | 67839 | 1 | 1 | Spacer Bar 7mm - 2 Hole |
| 45* | 70794 | 2 | 2 | Knife Drive Mount Assy 97 |
| 46 | 19554 | 2 | 2 | Bolt 112 x 1 UNG |
| 47 | 19556 | 2 | 2 | Bolt 112 x 1-112 UNG |
| 48 | 19924 | 2 | 2 | Washer Flat 112 |
| 49 | 19975 | 4 | 4 | Nut 112 UNG C/Lock |
| 50 | 67256 | 2 | 2 | Mount Plate - Knife Drive 93 |
| 51 | 67257 | 1 | 1 | Base Plate - Knife Motor 93 |
| 52 | 25342 | 2 | 2 | Motor Hyd. - DAN OMS 100cc |
| 53 | 19922 | 4 | 4 | Washer Flat 3/8 |

Note: Overlap Kit & Knife Drive S.S. Information can be found in this section.

: Hydraulic Motor Seal Kit Information is available in the Hydraulics Section.

OVERLAP KIT - 3-3/8 INCH STROKE

| Item# | Part# | Qty | Description |
|-------|-------|-----|--------------------------------|
| 1 | 19500 | 8 | Bolt - 3/8 x 1-1/4 |
| 2 | 19981 | 8 | Nut 3/8 UNC C/Lock |
| 3 | 26751 | 4 | 12mm Overlap Guard 97 |
| 4 | 61713 | 19 | Nut 6mm C/Lock |
| 5 | 62627 | 8 | Sickle Section C/Sunk - Bottom |
| 6 | 62758 | 3 | Bolt 6mm x 28mm |
| 7 | 62770 | 16 | Bolt 6mm x 16mm C/Sunk |
| 8 | 67684 | 1 | Overlap Strap - Long |



Assy 68141 Overlap Kit- 3-3/8 inch Stroke Includes Items 1 to 8.

~~18861 0 0 1 398~~

KN - 8.12

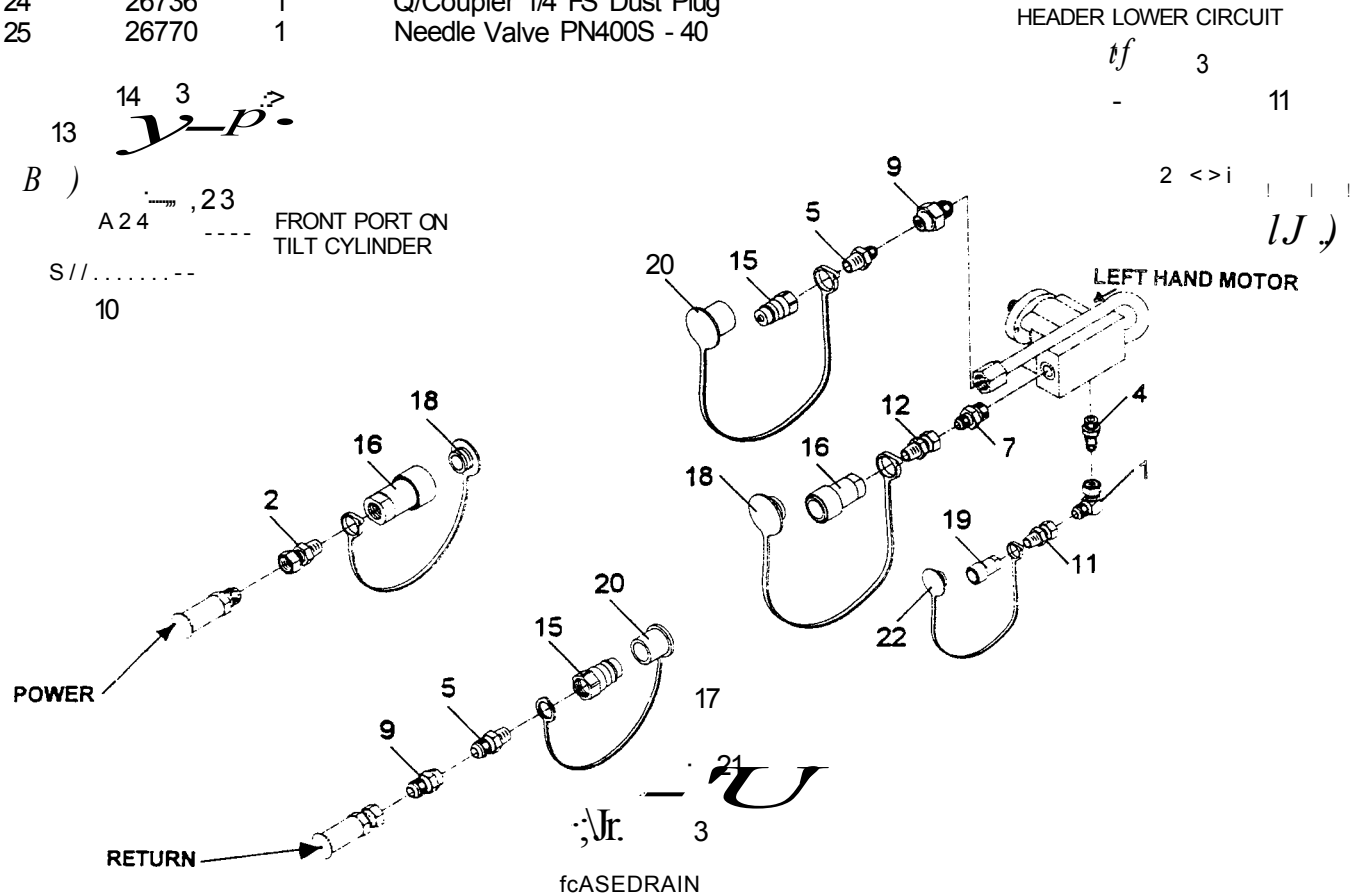
(HI141/jd489Q)

CONTENTS - HYDRAULIC TANK/ MOTORS/ CYLINDERS

| | |
|--|-----------|
| HYDRAULIC CONVERSION - HESSTON 8500 | HY - 8.01 |
| NEEDLE VALVE - CONVERSION CASE/IH 8870 | HY- 8.02 |
| HYDRAULIC ASSEMBLY - TILT CYLINDER CASE/IH 8870 | HY- 8.03 |
| HYDRAULIC MOTORS AND MOTOR SEAL KITS Including DAN/OMPS,White & DAN DH-HP Seals | HY - 8.04 |
| HYDRAULIC CYLINDERS - SEAL KITS | HY - 8.05 |
| PRINCE FLOW DIVIDER & RELIEF VALVE | HY - 8.05 |
| REMOTE REEL SPEED CONTROL | HY - 8.07 |
| PRINCE FLOW CONTROL-8 & 16 GPM | HY - 8.08 |
| FLOW DIVIDER -WHITE FD0014 SEAL KIT | HY - 8.09 |
| HYO.TUBE CLAMPS, ISOLATOR, BOLTS, WASHERS & NUTS. | HY - 8.10 |

HYDRAULIC CONVERSION - HESSTON 8500 98

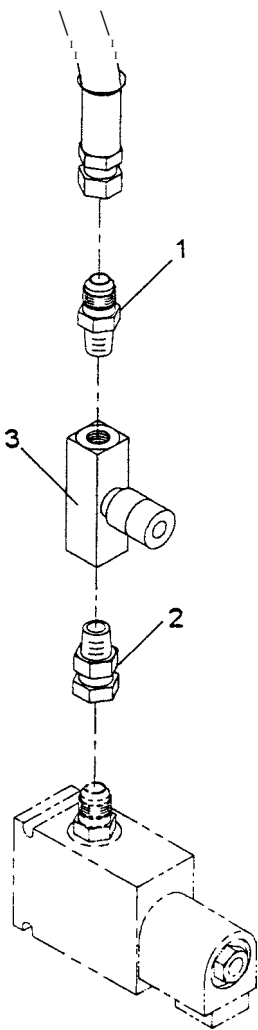
| Item# | Part# | Qty | Description |
|-------|-------|-----|-------------------------------|
| 1 | 21107 | 1 | Elbow Sw. 6MJ -6FJX - 90* |
| 2 | 21244 | 1 | Adaptor Sw. 12MP -16FJX |
| 3 | 21248 | 3 | Nipple 4MP - 6MJ |
| 4 | 21258 | 1 | Nipple 6MJ - 10MB |
| 5 | 21303 | 2 | Nipple 12MJ -12MP |
| 6 | 21336 | 1 | Coupler 4FP - 4FP |
| 7 | 21681 | 1 | Nipple 12MJ - 16MB |
| 8 | 21703 | 1 | Elbow 4MP - 4FP - 90* |
| 9 | 21771 | 2 | Adaptor 16MJ -12FJ |
| 10 | 21789 | 1 | Nipple 4MP - 6MB |
| 11 | 21794 | 2 | Adaptor Sw. 4MP - 6FJX |
| 12 | 21797 | 1 | Adaptor Sw. 12MP - 12FJX |
| 13 | 25017 | 1 | Q/Coupler 1/4 Fem.Screw |
| 14 | 25018 | 1 | Q/Coupler 1/4 Male Screw |
| 15 | 26354 | 2 | Q/Coupler 3/4 Male Parker |
| 16 | 26358 | 2 | Q/Coupler 3/4 Fem.Parker |
| 17 | 26367 | 1 | Q/Coupler 1/4 Male Parker |
| 18 | 26475 | 2 | Q/Coupler 3/4 F.Dust Plug |
| 19 | 26547 | 1 | Q/Coupler 1/4 F.Parker Sm. |
| 20 | 26593 | 2 | Q/Coupler 3/4 M.Dust Cap |
| 21 | 26691 | 1 | Q/Coupler 1/4 M.Dust Cap |
| 22 | 26692 | 1 | Q/Coupler 1/4F.Dust Plug |
| 23 | 26735 | 1 | Q/Coupler 1/4 MS Dust Cap |
| 24 | 26736 | 1 | Q/Coupler 1/4 FS Dust Plug |
| 25 | 26770 | 1 | Needle Valve PN400S - 40 |



Assy 71786 Hyd.Convert HSTN 8500 98 Includes Items 1 to 25.

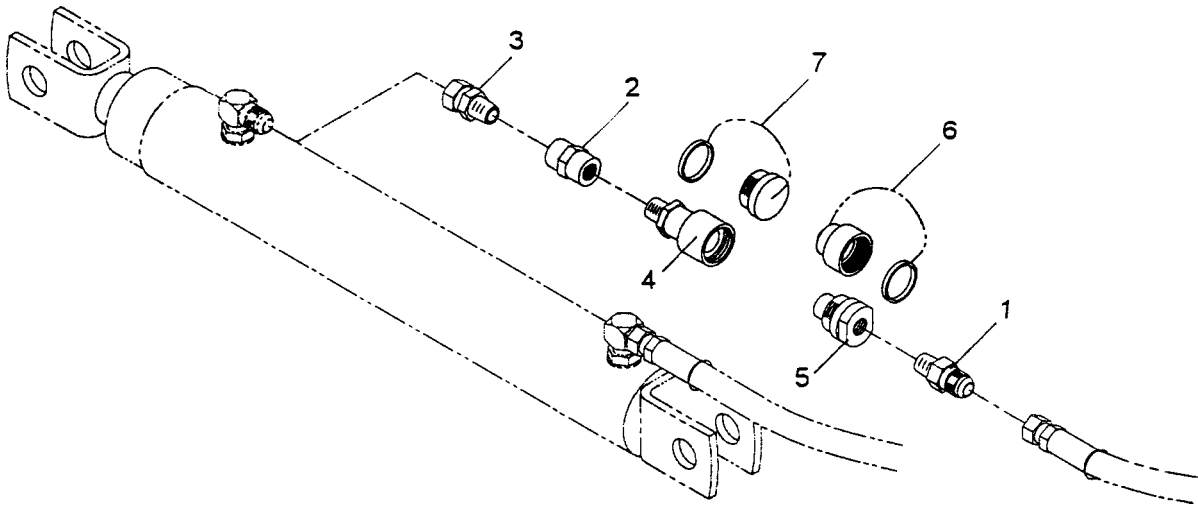
NEEDLE VALVE - CONVERSION CASE/IH 8870

| Item# | Part# | Qty/Assy | Description |
|-------|-------|----------|---------------------------|
| 1 | 21248 | 1 | Nipple 4MP - 6MJ |
| 2 | 21794 | 1 | Adaptor Sw. 4MP - 6FJX |
| 3 | 26770 | 1 | Needle Valve PN 400S - 40 |




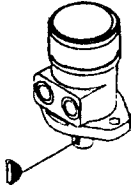
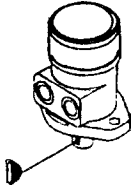
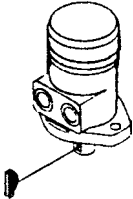
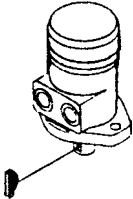
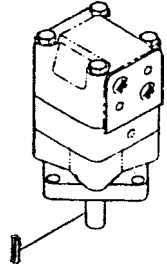
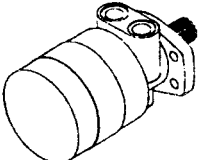
HYDRAULIC ASSEMBLY - TILT CYLINDER - CASE/IH 8870

| Item# | Part# | Qty | Description |
|-------|-------|-----|----------------------------|
| 1 | 21248 | 1 | Nipple 4MP - 6MJ |
| 2 | 21336 | 1 | Coupler 4FP - 4FP |
| 3 | 21794 | 1 | Adaptor Sw. 4MP - 6FJX |
| 4 | 25017 | 1 | Q/Coupler 1/4 Female Screw |
| 5 | 25018 | 1 | Q/Coupler 1/4 Male Screw |
| 6 | 26735 | 1 | Q/Coupler 1/4 MS Dust Cap |
| 7 | 26736 | 1 | Q/Coupler 1/4 FS Dust Plug |



HYDRAULIC MOTORS AND MOTOR SEAL KITS

Including DAN OMP / OMS, WHITE MOTORS & DAN OMP / OMS , WHITE & DAN DH-HP SEALS

| Part# | Description | DANFOSS # | |
|---|--|-----------|---|
| Used on Decks | | |  |
| 26760 | Motor Hyd. - DAN OMP 40cc | 151-7082 | |
| 26338 | Key 1/4 x1/4 x1-1/4 | 151.1467 | |
| 25249 | Seal Kit - Motor DAN OMP | 151-1154 | |
| Used on Hyd. Deck Shift - Swather - Double Swath | | |  |
| 26762 | Motor Hyd. - DAN OMP 160cc | 151.7045 | |
| 26141 | Key Woodruff 1/4 X 1 | 682L9054 | |
| 25249 | Seal Kit - Motor DAN OMP | 151-1154 | |
| 26651 | Motor Hyd. - DAN DH-160HP | 151.2705 |  |
| 26141 | Key Woodruff 1/4 x 1 | 682L9054 | |
| 26653 | Seal Kit - Motor DAN - DH/HP | 151-1281 | |
| Used on Hyd. Deck Shift - Header - Single Swath | | |  |
| 25595 | Motor Hyd. - DAN OMP 315cc | 151.7048 | |
| 26141 | Key Woodruff 1/4 x1 | 682L9054 | |
| 25249 | Seal Kit - Motor DAN OMP | 151-1154 | |
| 26652 | Motor Hyd. - DAN DH - 315HP | 151.2701 |  |
| 26141 | Key Woodruff 1/4 x 1 | 682L9054 | |
| 26653 | Seal Kit - Motor DAN - DH/HP | 151-1281 | |
| Used on Knife Drive | | |  |
| 25342 | Motor Hyd. - DAN OMS 100cc | 151F2001 | |
| 26442 | Key 5/16 X 5/16 X 1-1/4 | 151.4109 | |
| 25391 | Seal Kit - Motor DAN OMS | 151F0111 | |
| Used on Reel Drive | | |  |
| 26447 | Motor Hyd. - White RE32080500 | | |
| 26477 | Seal Kit - Motor White RE [PE444001] | | |

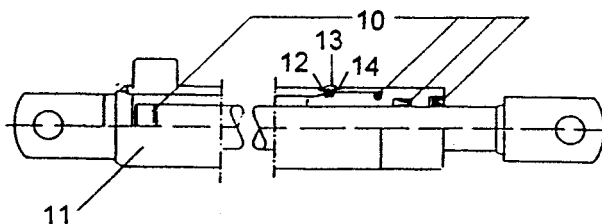
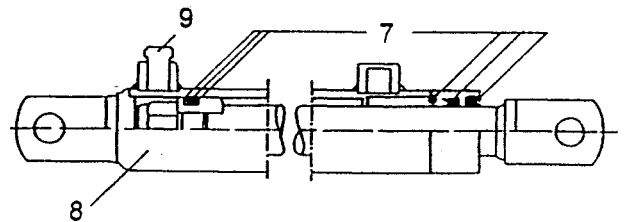
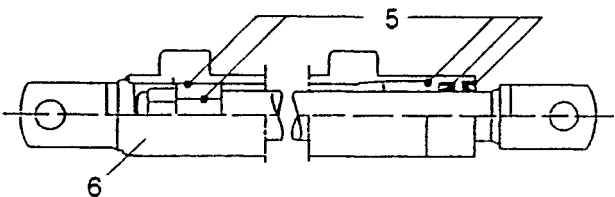
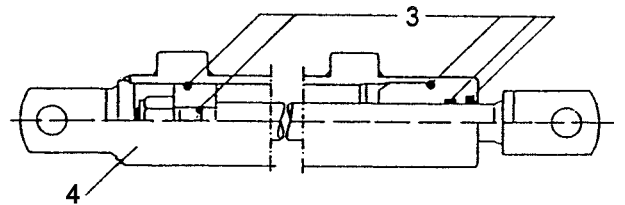
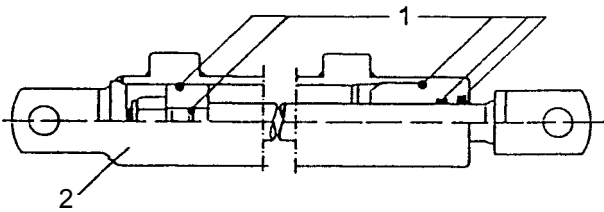
1604/03.03.98

HY -8.04

HONEY BEE MFG.LTD.[306]296-2297

HYDRAULIC CYLINDERS - SEAL KITS

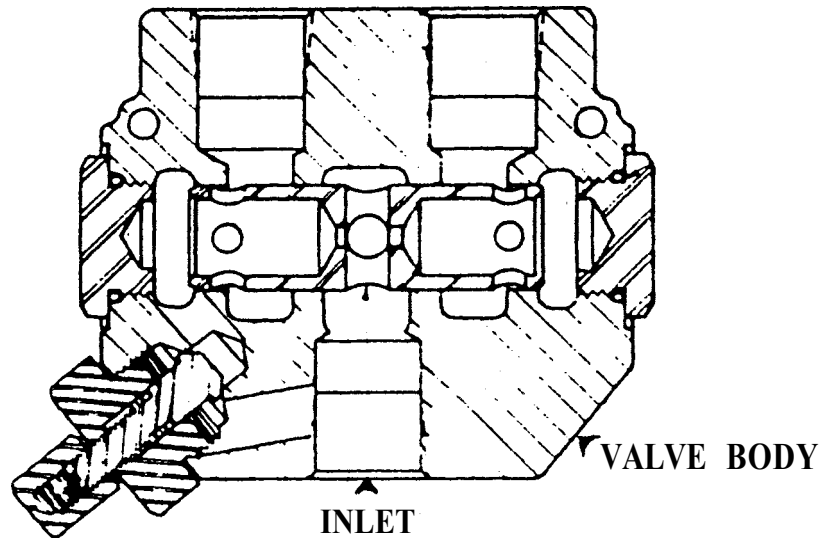
| Item# | Part# | Qty | Description |
|--------------------|-------|-----|--|
| C17-23A | | | |
| 1 | 26523 | 1 | Seal Kit- Cyl.CTD 1.75 x 10 |
| 2 | 67093 | 1 | Cyl.Hyd. CTD .875RD 1.75 x 10 [Reel Fore/Aft C17-23A] |
| C17 - 24A | | | |
| 3 | 26523 | 1 | Seal Kit - Cyl.CTD 1.75 x 10 |
| 4 | 68386 | 1 | Cyl.Hyd. - Double Reel [C17-24A(CTD)1.75 x 10] |
| C15 - 26A30 | | | |
| 5 | 25111 | 1 | Seal Kit - Cyl. CTD Master Reel |
| 6 | 61041 | 1 | Cyl.Hyd. - CTD Master Reel [C15-26A30(CTD)1.5 x 10] |
| C15-27A30 | | | |
| 7 | 25107 | 1 | Seal Kit - Cyl.CTD Slave Side |
| 8 | 61039 | 1 | Cyl.Hyd. - CTD Slave Side Reel [C15-27A30(CTD)1.5 x 10] |
| 9 | 25103 | 1 | Breather 4MP |
| C15-28A30 | | | |
| 10 | 25121 | 1 | Seal Kit - Cyl.Slave Front |
| 11 | 61040 | 1 | Cyl. Hyd. - CTD Slave Front Reel [C15-28A30(CTD)1.5 x 10] |
| 12 | 19713 | 1 | Cap Screw Hex. Socket Button |
| 13 | 25119 | 1 | Dyna Seal for #61 040 |
| 14 | 25120 | 1 | #10 Plated Burr Washer |



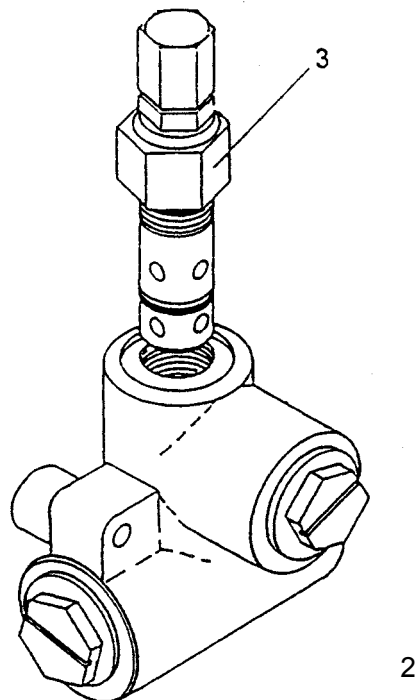
1659/04.20.98

PRINCE FLOW DIVIDER & RELIEF VALVE

| Item# | Part# | Qty | Description |
|-------|-------|-----|-------------------------------|
| 1 | 25053 | 1 | Prince Flow Divider w/R RD510 |



| | | | |
|---|-------|---|--|
| 2 | 26074 | 1 | Relief Valve Prince [3PT 12 Orb 28000 psi] |
| 3 | 26359 | 1 | Relief Cartridge For RV - 1H |

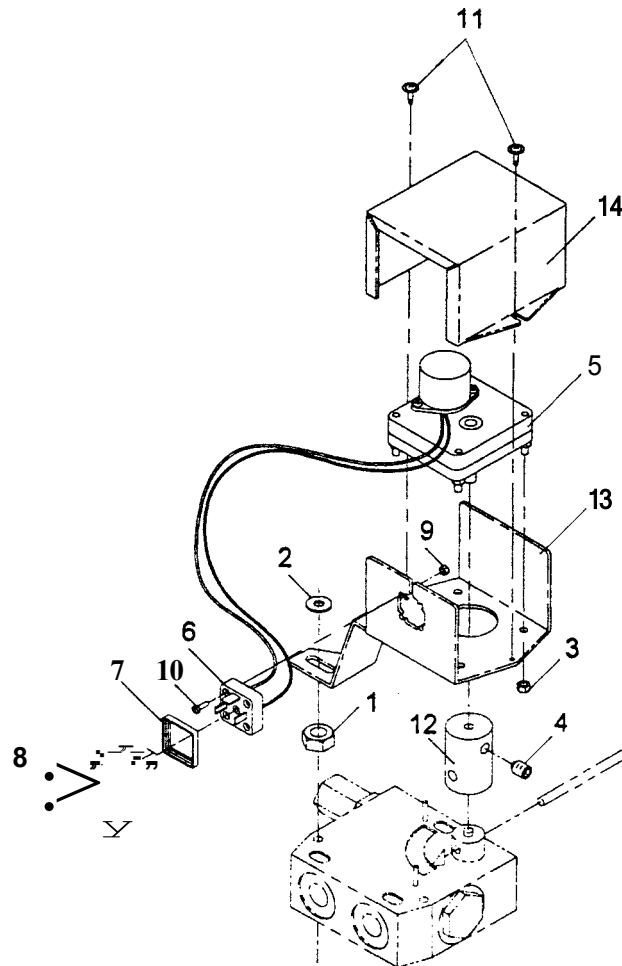


1661/04.20.98

HY - 8.06

REMOTE REEL SPEED CONTROL

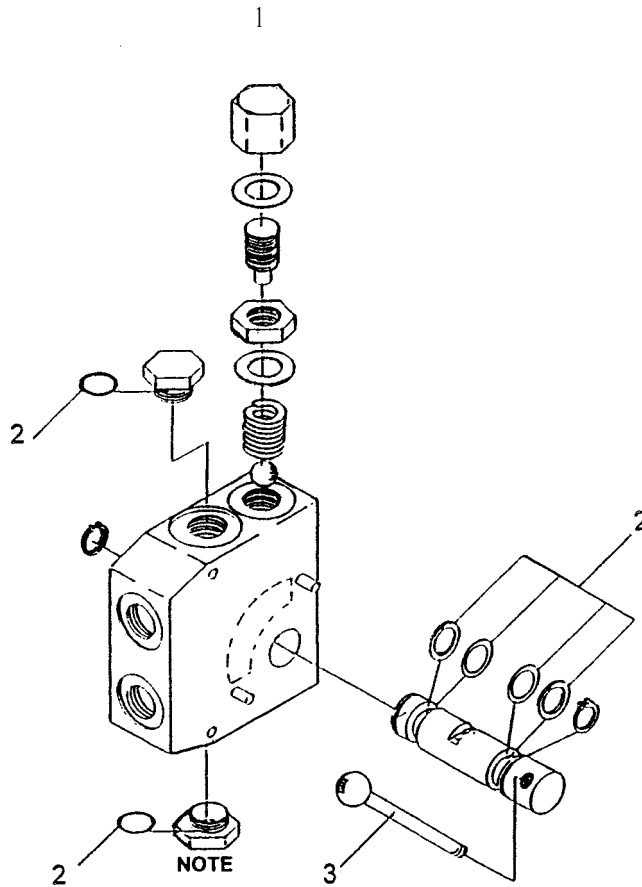
| Item# | Part# | Qty | Description |
|-------|-------|-----|--------------------------------|
| 1 | 19803 | 1 | Nut 7/16 UNC |
| 2 | 19920 | 1 | Washer Flat 1/4 |
| 3 | 19987 | 4 | Nut#10 / 32 |
| 4 | 25353 | 1 | Set Screw Sock. 3/8 x 3/8 |
| 5 | 26534 | 1 | GearMotor 1.5 rpm 12V DC |
| 6 | 26610 | 1 | Hirschmann Conn. - Panel Mount |
| 7 | 26612 | 1 | Hirschmann - Gasket |
| 8 | 26613 | 1 | Hirschmann - Screw |
| 9 | 26628 | 4 | Nut M3 Metric |
| 10 | 26629 | 4 | Screw - Metric 3mm x 12mm |
| 11 | 26630 | 2 | Teek Screw #8 x 1/2 |
| 12 | 68420 | 1 | Motor Adaptor - Prince 94 |
| 13 | 69029 | 1 | Mount - Dayton GearMotor |
| 14 | 69031 | 1 | Cover - Gear Motor Mount |



Assy 69650 Remote Reel Speed Control
- Includes Item #'s 1 - 14.

PRINCE FLOW CONTROL - 8 & 16GPM

| Item# | Part# | Qty | Description |
|-------|-------|-----|------------------------------------|
| 1 | 26520 | 1 | Prince Flow Control w/Relief 8gpm |
| 1 | 25054 | 1 | Prince Flow Control w/Relief 16gpm |
| 2 | 26226 | 1 | Seal Kit Prince Flow Control |
| 3 | 26478 | 1 | Handle c/w Knob |



NOTE : The last two digits on the lower plug will give the size of the Flow Control.

1660/04.20.98

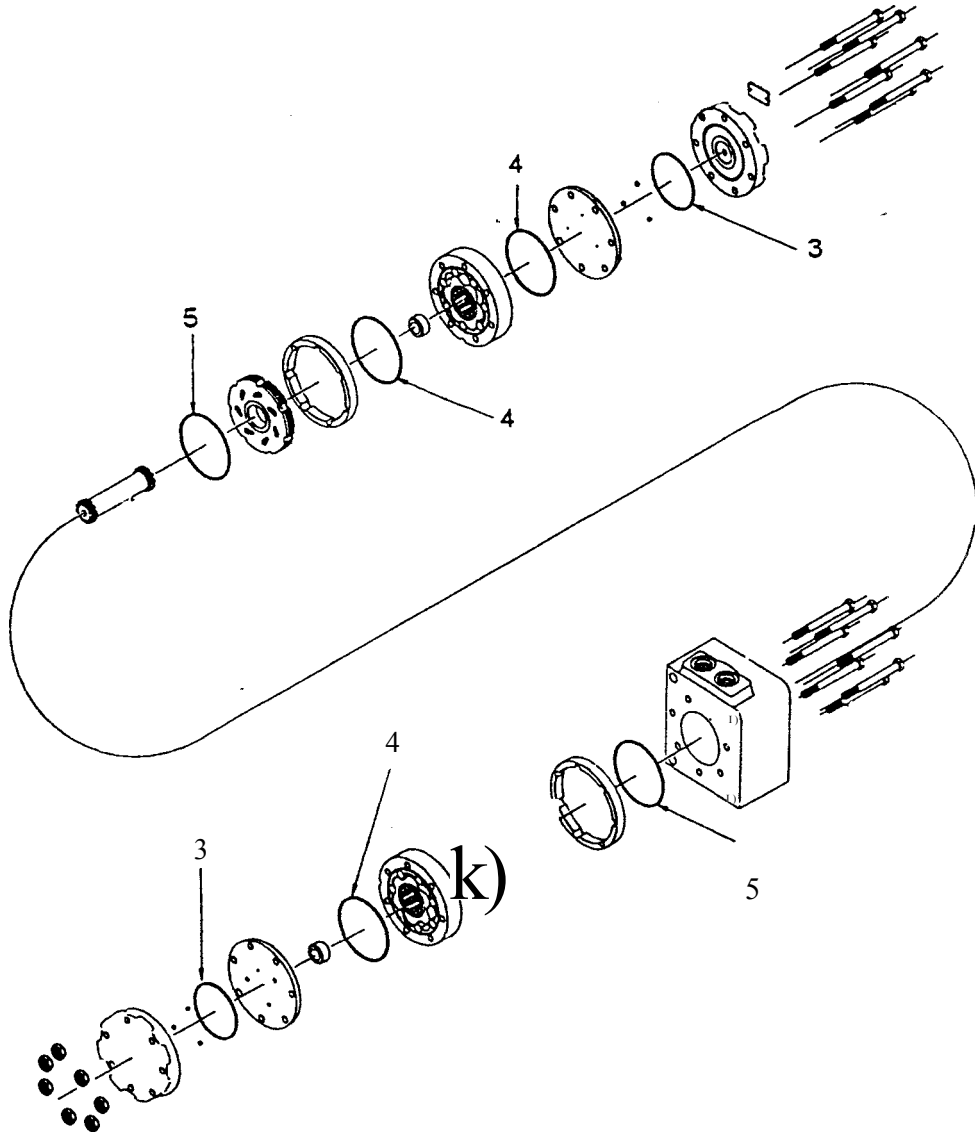
HY - 8.08

HONEY BEE MFG.LTD.[306]296-2297

FLOW DIVIDER - WHITE FD0014 SEAL KIT

| Item# | Part# | Qty | Description |
|-------|--------------|-----|--------------------------------------|
| 1 | 26683 | 1 | Flow Divider-White FD0014 |
| 2' | 26761 | 1 | Seal Kit - Flow Divider White |
| 3 | | 2 | Endover Seals |
| 4 | | 4 | Body Seals |
| 5 | | 2 | Housing Seals |

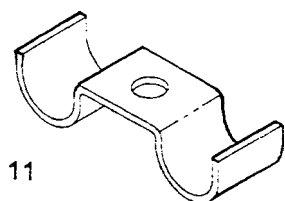
Assy **26761** Includes Items 3 to 5 and sold only as a Kit.



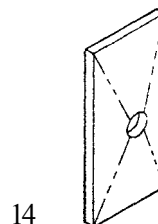
HYO.TUBE CLAMPS, ISOLATOR, BOLTS, WASHERS & NUTS.

Includes Components used on Reel Drives & Knife Drives, 18ft to 42ft .

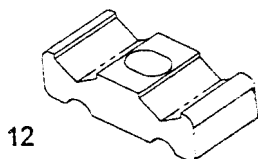
| Item# | Part# | Description |
|-------|-------|-------------------------------|
| 1 | 19480 | Bolt 5/16 x 1-3/4 UNC |
| 2 | 19483 | Bolt 5/16 x 2-1/2 UNC |
| 3 | 19486 | Bolt 5/16 x 3-1/4 UNC |
| 4 | 19489 | Bolt 5/16 x 4 UNC |
| 5 | 19504 | Bolt 3/8 x 2-1/4 UNC |
| 6 | 19507 | Bolt 3/8 x 3 UNC |
| 7 | 19732 | Bolt 3/8 x 2 NC Carr. |
| 8 | 19922 | Flat Washer 3/8 |
| 9 | 19981 | Nut 3/8 UNC C/Lock |
| 10 | 19989 | Nut 5/16 UNC C/Lock |
| 11 | 25082 | Hyd.Tube Clamp 3/4 |
| 12 | 25083 | Hyd.Tube Clamp - Plastic |
| 13 | 26588 | Hyd.Tube Clamp 3/4 - Twin |
| 14 | 26590 | Hyd.Tube Clamp Cover - Twin |
| 15 | 62179 | Tube Isolator |
| 16 | 68059 | Hyd.Tube Clamp - Tab Mount 94 |



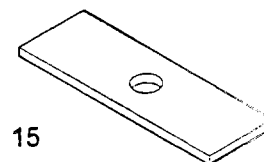
11



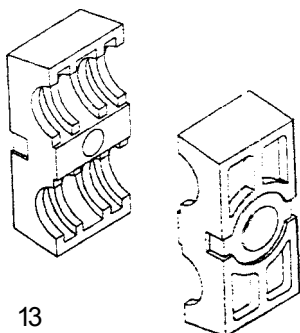
14



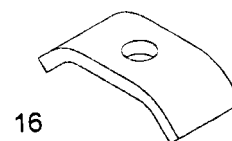
12



15



13



16